


Chart Trolleys, Workstations, Room Dividers & Screens

Caretray Trolleys - Chart	76
Fixed Height Workstations	78
Variable Height Workstations	79
Room Dividers	80
Chart Boards	83
Document Holders	84
Mobile Screen - Solid, Six & Eight Section, Folding	85
Mobile Screen - Solid, Three & Four Section, Folding	86
Mobile Screen - Curtain, Four Section, Folding	87



Caretray Trolley - Chart

Features

- Single & double column easy clean fixed height chart trolleys
- Angle adjustable chartboard fitted with a spring clip (adjustable 0-65°)
- Lower lip on chartboard to support pens etc.
- Quick & easy disassembly, assists thorough & deep cleaning
- Fully welded mild steel frame
- Recyclable polypropylene one-piece side panels, smooth surfaces & radiused edges assists cleaning (compatible with steam cleaning)
- Side Panels - Incorporate runners with positive stops preventing trays from being accidentally withdrawn (symmetrical design allows tray insertion from either side)
- Carerails fitted to either side (2 x L/H, 1 x R/H) support a wide range of accessories
- Drop down work flap fitted to R/H side
- Translucent, impact-resistant trays & dividers, smooth surfaces & radiused edges assist cleaning (compatible with steam cleaning / high temperature machine washing)
- Trays feature an integral handle with a plastic clip-on label cover (coloured label strips supplied - white, blue, green, yellow & red)
- 100 / 150mm deep trays, can be subdivided in both length & width using removable dividers (max load 5kg)
- 2 x long & 2 x short dividers supplied with each tray
- 100mm pressed steel castors, 2 off braking

Dimensions (w x d x h)

- Overall Dimensions
 - Single Column - 560 x 660 x 1040 - 1525mm
 - Double Column - 1015 - 660 x 1040 - 1525mm
- Floor to Wooden Top - 970mm
- Usable Chart Area
 - Single Column - 500 x 530mm
 - Double Column - 800 x 530mm
- Work Flap - 425 x 295mm (w x d)
- Trays
 - Shallow Tray - 355 x 405 x 100mm (internal)
 - Deep Tray - 355 x 405 x 150mm (internal)



Coloured Labels Included



CTCHARM1/10/3S2D

Single Column

Item	Description	Weight
CTCHARM1/10/3S2D	3 x 100mm, 2 x 150mm Trays	33.8kg
CTCHARM1/10/4S1D	4 x 100mm, 1 x 150mm Trays	33.0kg

Standard Colours

- Paint - White
- Chartboard / Work Flap - White

Accessories

- Carerail Mounted - page 62
- Laptop Holders - page 68 & 69
- Castors - page 70
- Trays & Dividers - page 71
- Labels - page 72
- Shelves - page 73



Coloured Labels Included



Angle Adjustable Chartboard
(adjustable 0-65°)



CTCHARM2/10/6S4D

Double Column

Item	Description	Weight
CTCHARM2/10/6S4D	6 x 100mm, 4 x 150mm Trays	57.4kg
CTCHARM2/10/8S2D	8 x 100mm, 2 x 150mm Trays	54.4kg

Chart Workstations - Fixed Height

Features

- Fixed height chart workstations
- Angle adjustable chart board fitted with a spring clip (adjustable 0-65°)
- Lower lip on chart board to support pens etc.
- Fully welded mild steel frame
- Carerails fitted to each side of the trolley (2 x L/H, 1 x R/H) to support a wide range of accessories
- Available with a storage pocket
- Drop down work flap fitted to R/H side
- 100mm pressed steel castors, 2 off braking

Dimensions (w x d x h)

- Overall Dimensions - 1015 - 660 x 1040 - 1525mm
- Floor to Wooden Top - 970mm
- Usable Chart Area - 800 x 530mm
- Storage Pocket - 685 x 365 x 130mm (internal)
- Work Flap - 425 x 295mm

Standard Colours

- Paint - White
- Chartboard / Work Flap - White

Accessories

- Carerail Mounted - page 62
- Castors - page 70



Angle Adjustable Chartboard
(0-65°)



CWF/80/SP

Item	Description	Weight
CWF/80	Chart Workstation - Fixed Height	28.8kg
CWF/80/SP	Chart Workstation - Fixed Height, Storage Pocket	34.8kg

Chart Workstations - Variable Height

Features

- Height adjustable using a manual turn handle - 300mm (folds away when not in use)
- Angle adjustable chart board fitted with a spring clip (adjustable 0-65°)
- Lower lip on chart board to support pens etc.
- Fully welded mild/stainless steel frame
- Storage pocket
- Drop down work flap fitted to R/H side
- 100mm pressed steel castors, 2 off braking

Dimensions (w x d x h)

- Overall Dimensions - 1015 - 660 x 1380 - 1680mm
- Floor to Wooden Top - 832 - 1138mm
- Usable Chart Area - 800 x 530mm
- Storage Pocket - 685 x 365 x 130mm (internal)
- Work Flap - 425 x 295mm (w x d)

Standard Colours

- Paint - White
- Chartboard / Work Flap - White



Angle Adjustable Chartboard
(0-65°)



CWV/80/SP

Item	Description	Weight
CWV/80	Chart Workstation - Variable Height	37.2kg
CWV/80/SP	Chart Workstation - Variable Height, Storage Pocket	43.2kg

Room Dividers

Features

- Fixed height mobile room divider/workstation
- Ideal for use in critical care areas - A&E, ICU, ICT, HDU
- Modular design allows the unit to be configured to suit your specific requirements
- Frame, worktop & upstand/panel available as...
 - Full width upstand
 - Full width upstand & right hand mounted panel
 - Full width upstand & left hand mounted panel
 - Full width panel
- Four configurations of lower units...
 - Three drawer unit, upper drawer fitted with an electronic push button lock (2 x 170, 1 x 285mm drawers)
 - Five drawer unit, upper drawer fitted with an electronic push button lock (5 x 125mm drawers)
 - Cupboard with double doors & removable shelf
 - Cover panel (creates a space within the unit)
- Easy clean solid grade laminate work surface & upstand/panel
- Upper panel fitted with
 - Triple glove box holder
 - Alcohol gel holder (compatible with 500ml bottles, 70 x 70 x 225mm)
 - Apron roll dispenser
- 100mm ring buffers to protect the fabric of the building
- 100mm swivel castors, 2 off braking

Dimensions (w x d x h)

- RD1 - 1768 x 698 x 1000mm
- RD2R/RD2L - 1768 x 698 x 1588mm
- RD3 - 1768 x 698 x 1350mm

Standard Colours

- Paint - White
- Worksurface / Upstand / Panel - White

Options / Accessories

- CC - Colour coded drawers available on request
- DTSF/RD/450/2 - Dressing Trolley
 - Seamlessly welded 304 grade stainless steel frame
 - Fixed shelves with down turned sides
 - Shelf Heights 375 & 840mm
 - Max load per shelf 40kg



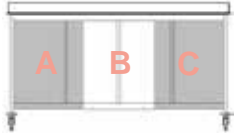
RD1/D3/DD/D5



RD2L/D3/CP/D3

Configure Your Workstation in Four Easy Steps...

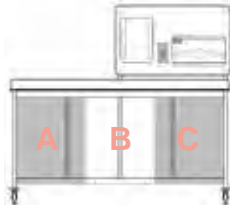
1 Select Your Frame



RD1

(45.0kg)

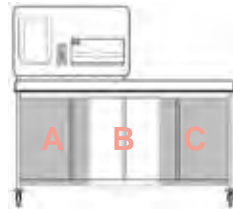
Full width upstand



RD2R

(63.0kg)

Full width upstand & right hand mounted panel



RD2L

(63.0kg)

Full width upstand & left hand mounted panel



RD3

(68.0kg)

Full width panel



RD3/DD/CP/D5/CC
Configured with DTSF/RD/450/2
& colour coded drawers

2 Select Lower Unit A



D3

(40.0kg)

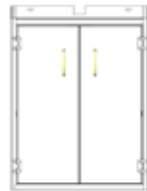
Three drawer unit, upper drawer fitted with an electronic push button lock (2 x 175, 1 x 285mm)



D5

(45.0kg)

Five drawer unit, upper drawer fitted with an electronic push button lock (5 x 125mm)



DD

(29.0kg)

Cupboard with double doors & removable shelf



CP

(3.0kg)

Cover panel (creates a space within the unit)

3 Select Lower Unit B

4 Select Lower Unit C



RD1/D5/CP/DD

Examples of Pre-Configured Workstations...

**RD1/D5/CP/DD**

Room divider, worktop with upstand, 5 drawer unit fitted with code lock, cover panel, 1 double door cabinet

**RD1/D3/CP/D5**

Room divider, worktop with upstand, 3 drawer unit fitted with code lock, cover panel, 5 drawer unit fitted with code lock

**RD2R/D3/DD/D5**

Room divider, worktop with upstand, right hand mounted panel, 3 drawer unit fitted with code lock, double door unit, 5 drawer unit fitted with code lock

**RD2R/D5/CP/DD**

Room divider, worktop with upstand, right hand mounted panel, 5 drawer unit fitted with code lock, cover panel, 1 double door unit

**RD2L/D5/CP/DD**

Room divider, worktop with upstand, left hand mounted panel, 5 drawer unit fitted with code lock, cover panel, 1 double door unit

**RD2L/D3/DD/D5/CC**

Room divider, worktop with upstand, left hand mounted panel, 3 drawer unit fitted with code lock, double door unit, 5 drawer unit fitted with code lock

**RD3/D5/CP/DD**

Room divider, worktop with upstand, full length mounted panel, 5 drawer unit fitted with code lock, cover panel, 1 double door unit

**RD3/D3/DD/D5/CC**

Room divider, worktop with upstand, full length mounted panel, 3 drawer unit fitted with code lock, double door unit, 5 drawer unit fitted with code lock

Chart Boards - A4 & A3

Features

- A4 one spring clip (holds one chart 220 x 280mm)
- A3 two spring clips (holds one chart 450 x 280mm or two charts 220 x 280mm)
- Available with a 30 or 50mm mild steel square hook

Standard Colours

- White



Item	Description	Overall Dimensions (w x d x h)	Weight
A4 Chart Board			
CB005	A4, 30mm Hook	230 x 80 x 370mm	0.5kg
CB010	A4, 50mm Hook	230 x 100 x 370mm	0.5kg
A3 Chart Board			
CB015	A3, 30mm Hook	460 x 80 x 370mm	0.8kg
CB020	A3, 50mm Hook	460 x 100 x 370mm	0.8kg

Document Holders - A4 & A3

Features

- A4 size suitable for A4 ring binders or foolscap notes (pocket size 260 x 65mm)
- A3 size suitable for A3 notes & x-rays (pocket size 398 x 100mm)
- Open front design allows for easy patient identification
- Available for wall fitting or with a 50mm square hook

Standard Colours

- Paint - Grey White



DH/A4/WF



DH/A3/50

Item	Description	Overall Dimensions (w x d x h)	Weight
A4 Document Holder			
DH/A4/WF	A4, Wall Fitting	280 x 70 x 400mm	1.4kg
DH/A4/50	A4, 50mm Hook	280 x 125 x 405mm	1.4kg
A3 Document Holder			
DH/A3/WF	A3, Wall Fitting	405 x 105 x 400mm	2.9kg
DH/A3/50	A3, 50mm Hook	405 x 160 x 405mm	3.0kg

Mobile Screen - Solid, Six & Eight Section, Folding

Features

- Folding compact solid screens
- Available as either six or eight section
- Aluminium frame, featuring smooth easy to clean panels
- Smooth folding action, with a no gap design to ensure patient privacy
- Smooth surfaces assist cleaning
- Screens fold away into the base for space saving
- 75mm polypropylene / thermoplastic rubber twin-wheel braking non-marking castors

Dimensions (w x d x h)

- Overall Screen Height - 1650mm
- Folded - 400 x 560 x 1650mm

Standard Colours

- Extrusion - Anodised Aluminium
- Screen - White



Space saving fold away



SMS/S6



SMS/S8

Item	Description	Overall Dimensions (w x d x h)	Weight
SMS/S6	Mobile Screen - Solid, Six Section, Folding	1800 x 560 x 1650mm	29.6kg
SMS/S8	Mobile Screen - Solid, Eight Section, Folding	2400 x 560 x 1650mm	34.6kg

Mobile Screen - Solid, Three & Four Section, Folding

Features

- Folding compact laminate solid screens
- Available as either three or four section
- Smooth surface assists cleaning
- 50mm polypropylene / thermoplastic rubber twin-wheel non-marking castors

Dimensions (w x d x h)

- Overall Screen Height - 1680mm
- Lowest Screen Height - 180mm
- Folded - 600 x 435 x 1680mm

Standard Colours

- Paint - Spearmint
- Screen - Grey White



Item	Description	Overall Dimensions (w x d x h)	Weight
MS/S3	Mobile Screen - Solid, Three Section, Folding	1802 x 435 x 1680mm	20.8kg
MS/S4	Mobile Screen - Solid, Four Section, Folding	2403 x 435 x 1680mm	27.8kg

Mobile Screen - Curtain, Four Section, Folding

Features

- PVC fire retardant curtain (machine washable)
- Available as four section
- 50mm polypropylene / thermoplastic rubber twin-wheel non-marking castors

Dimensions (w x d x h)

- Overall Screen Height - 1708mm
- Lowest Screen Height - 288mm
- Folded - 650 x 420 x 1790mm

Standard Colours

- Paint - White
- Curtain - White

Spares

- WS/SPARES/001 - Set of 4 replacement curtains



MS/C4

Item	Description	Overall Dimensions (w x d x h)	Weight
MS/C4	Mobile Screen - Curtain, Four Section, Folding	2450 x 420 x 1790mm	14.6kg