



HTM71 Storage Solutions

ScanCell® Carts	204
Distribution Trolleys	209
Open Transfer / Transport Trolleys	211
HTM71 Racking	212
HTM71 High Density Racking	214
Trays, Baskets, Dividers & Accessories	216

ScanCell® Carts - Open Fronts



Features

- Mobile open front storage carts for use with 600 x 400mm trays & baskets
- Available as single, double & treble columns in a range of heights
- Lightweight easyclean design
- Injection moulded ABS top / chassis with aluminium corner profiles, laminate sides & back
- Fitted with angled / horizontal side panels to suit 400 or 600mm insertions
 - Type A - 600mm Insertions
 - Type B - 400mm Insertions
- 125mm polymer castors, 2 off braking

Standard Colours

- Body - Grey

Trays, Baskets, Dividers & Accessories
Page 216 - 219

Options

- 4UR1A - Utility Rail, Type A (Cart Heights 905mm, 1055mm, 1205mm)
- 4UR1B - Utility Rail, Type B (Cart Heights 905mm, 1055mm, 1205mm)
- 4PR1A - Push Rail, Type A (Cart Heights 1503mm, 1803mm)
- 4PR1B - Push Rail, Type B (Cart Heights 1503mm, 1803mm)



4A10F12
(Trays & baskets not included)



4B10F12
(Trays & baskets not included)

Type A - 600mm Insertion

 706mm Cart Depth	 905mm High	 1055mm High	 1205mm High	 1503mm High	 1803mm High
462mm Wide 	4A10F09	4A10F10	4A10F12	4A10F15	4A10F18
924mm Wide 	4A20F09	4A20F10	4A20F12	4A20F15	4A20F18
1386mm Wide 	4A30F09	4A30F10	4A30F12	4A30F15	4A30F18

Type B - 400mm Insertion

 494mm Cart Depth	 905mm High	 1055mm High	 1205mm High	 1503mm High	 1803mm High
662mm Wide 	4B10F09	4B10F10	4B10F12	4B10F15	4B10F18
1324mm Wide 	4B20F09	4B20F10	4B20F12	4B20F15	4B20F18
1986mm Wide 	4B30F09	4B30F10	4B30F12	4B30F15	4B30F18

Features

- Mobile storage carts fitted with roller shutters for use with 600 x 400mm trays & baskets
- Available as single, double & treble columns in a range of heights
- Lightweight easyclean design
- Injection moulded ABS top / chassis with aluminium corner profiles, laminate sides & back, polypropylene roller shutter
- Fitted with angled / horizontal side panels to suit 400 or 600mm insertions
 - Type A - 600mm Insertions
 - Type B - 400mm Insertions
- 125mm polymer castors, 2 off braking

Trays, Baskets, Dividers & Accessories
Page 216 - 219

Standard Colours

- Body - Grey

Options

- 4UR1A - Utility Rail, Type A (Cart Heights 905mm, 1055mm, 1205mm)
- 4UR1B - Utility Rail, Type B (Cart Heights 905mm, 1055mm, 1205mm)
- 4PR1A - Push Rail, Type A (Cart Heights 1503mm, 1803mm)
- 4PR1B - Push Rail, Type B (Cart Heights 1503mm, 1803mm)



4A1RS12
(Trays & baskets not included)



4B1RS10

Type A - 600mm Insertion

<p>706mm Cart Depth</p>	<p>905mm High</p>	<p>1055mm High</p>	<p>1205mm High</p>	<p>1503mm High</p>	<p>1803mm High</p>
462mm Wide	4A1RS09	4A1RS10	4A1RS12	4A1RS15	4A1RS18
924mm Wide	4A2RS09	4A2RS10	4A2RS12	4A2RS15	4A2RS18
1386mm Wide	4A3RS09	4A3RS10	4A3RS12	4A3RS15	4A3RS18

Type B - 400mm Insertion

<p>494mm Cart Depth</p>	<p>905mm High</p>	<p>1055mm High</p>	<p>1205mm High</p>	<p>1503mm High</p>	<p>1803mm High</p>
662mm Wide	4B1RS09	4B1RS10	4B1RS12	4B1RS15	4B1RS18
1324mm Wide	4B2RS09	4B2RS10	4B2RS12	4B2RS15	4B2RS18
1986mm Wide	4B3RS09	4B3RS10	4B3RS12	4B3RS15	4B3RS18

ScanCell® Carts - Doors



Features

- Mobile storage carts fitted with doors for use with 600 x 400mm trays & baskets
- Available as single, double & treble columns in a range of heights
- Lightweight easy clean design
- Injection moulded ABS top / chassis with aluminium corner profiles, laminate sides & back, post form / plastic finish doors
- Fitted with angled / horizontal side panels to suit 400 or 600mm insertions
- Type A - 600mm Insertion - Single door for each column
 - Single Column - R/H Hinged
 - Double Column - R/H & L/H Hinged
 - Treble Column - 1 x R/H & 2 x L/H Hinged
- Type B - 400mm Insertion - Double doors for each column
- 125mm polymer castors, 2 off braking

Standard Colours

- Body - Grey

Trays, Baskets, Dividers & Accessories
Page 216 - 219

Options

- 4UR1A - Utility Rail, Type A (Cart Heights 905mm, 1055mm, 1205mm)
- 4UR1B - Utility Rail, Type B (Cart Heights 905mm, 1055mm, 1205mm)
- 4PR1A - Push Rail, Type A (Cart Heights 1503mm, 1803mm)
- 4PR1B - Push Rail, Type B (Cart Heights 1503mm, 1803mm)



4A1DR10
(Trays & baskets not included)

4B1DR10

Type A - 600mm Insertion



706mm Cart Depth



905mm High




1055mm High



1205mm High



1503mm High



1803mm High

462mm Wide



4A1DR09

4A1DR10

4A1DR12

4A1DR15

4A1DR18

924mm Wide



4A2DR09

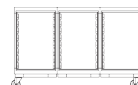
4A2DR10

4A2DR12

4A2DR15

4A2DR18

1386mm Wide



4A3DR09

4A3DR10

4A3DR12

4A3DR15

4A3DR18

Type B - 400mm Insertion



494mm Cart Depth



905mm High



1055mm High



1205mm High



1503mm High



1803mm High

662mm Wide



4B1DR09

4B1DR10

4B1DR12

4B1DR15

4B1DR18

1324mm Wide



4B2DR09

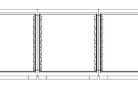
4B2DR10

4B2DR12

4B2DR15

4B2DR18

1986mm Wide



4B3DR09

4B3DR10

4B3DR12

4B3DR15

4B3DR18

ScanCell® Carts - Vario Drawers



Features

- Mobile storage carts fitted with vario drawers & supplied with 600 x 400mm trays
- Available as single, double & treble columns in a range of heights
- Lightweight easy clean design
- Injection moulded ABS top / chassis with aluminium corner profiles, laminate sides & back
- Type B - 400mm Insertions
- 125mm polymer castors, 2 off braking

Dimensions (w x d x h)

- Single Column - 662 x 494 x Height
- Double Column - 1324 x 494 x Height
- Treble Column - 1986 x 494 x Height

Options

- 4UR1B - Utility Rail (Cart Height - 905mm, 1055mm, 1205mm)
- 4PR1B - Push Rail (Cart Height - 1503mm)

Standard Colours

- Body / Drawers - Grey
- Drawer Handle - Blue

TYPE B - 400mm Insertion



Item	50mm Tray	100mm Tray	200mm Tray	300mm Tray
Height - 905mm				
4B1VD09/A	1	2	1	
4B1VD09/B		4		
4B1VD09/C	2	3		
4B2VD09/AA*	2	4	2	
Height - 1055mm				
4B1VD10/D	1	3	1	
4B1VD10/E		5		
4B2VD10/DD*	2	6	2	
Height - 1205mm				
4B1VD12/G	1	4	1	
4B1VD12/H	2	2	2	
Height - 1503mm				
4B1VD15/I	1	6	1	
4B1VD15/J	1	4	1	1

*Double column



4B1VD09/A



4B1VD15/I

ScanCell® Carts - Telescopic Drawers



Features

- Mobile storage carts with telescopic drawers supplied with 600 x 400mm trays & baskets
- Available as single, double & treble columns in a range of heights
- Lightweight easy clean design
- Injection moulded ABS top / chassis with aluminium corner profiles, laminate sides & back
- Type B - 400mm Insertions
- Fitted with horizontal side panels to suit 400 insertions
- 125mm polymer castors, 2 off braking

Dimensions (w x d x h)

- Single Column - 662 x 494 x Height
- Double Column - 1324 x 494 x Height

Standard Colours

- Body / Drawers - Grey

Options

- 4UR1B - Utility Rail (Cart Height - 905mm, 1055mm, 1205mm)

Item	50mm Tray	100mm Tray	200mm Basket
Height - 905mm			
4B1TD09/A	1	2	1
4B1TD09/B		4	
4B1TD09/C	2	3	
Height - 1055mm			
4B1TD10/D	1	3	1
4B1TD10/E		5	
4B1TD10/F	2	4	
Height - 1205mm			
4B1TD12/H	1	4	1
4B1TD12/I	2	5	
4B1TD12/J	6	3	

*Double column

TYPE B - 400mm Insertion



4B1TD09/A



4B1TD10/D

Features

- Mobile storage carts with telescopic drawers supplied with 300 x 400mm trays & baskets
- Lightweight easyclean design
- Injection moulded ABS top / chassis with aluminium corner profiles, laminate sides & back
- Type D - 400mm Insertions
- 125mm polymer castors, 2 off braking

Dimensions (w x d x h)

- 462 x 494 x 905mm

Standard Colours

- Body / Drawers - Grey

Options

- 4UR1B - Utility Rail (Type B)



4D1TD09/A
Shown with optional utility rail

Item	50mm Tray	100mm Tray	200mm Basket
4D1TD09/A	1	2	1
4D1TD09/B	-	4	-

Features

- Compatible with 300 x 400mm trays & baskets
- Available in mild & 304 grade stainless steel
- Runners allow trays to be accessed from either side (4 stops required per tray / basket)
- Type D - 400mm insertion
- Trays & baskets can be supported on the upper & lower frame (optional solid grade laminate worktop)
- 75mm pressed steel castors

Dimensions (w x d x h)

- 360 x 460 x 850mm

Standard Colours

- Paint - Grey White


Options

- ZP010 - Ring Buffers
- 4D1SLWT - Solid Grade Laminate Worktop



4D1DSTCM
(Trays & baskets not included)

TYPE D - 400mm Insertion



Item	Description
4D1DSTCM	Distribution Trolley - Compact, Mild Steel
4D1DSTCS	Distribution Trolley - Compact, Stainless Steel

Distribution Trolleys

Features

- Compatible with 600 x 400mm trays & baskets
- Available in mild & 304 grade stainless steel
- Runners allow trays to be accessed from either side (4 stops required per tray / basket)
 - Type A - 600mm insertion
 - Type B - 400mm insertion
- Trays & baskets can be supported on the upper & lower frame (optional solid grade laminate worktop)
- 75mm pressed steel castors

Dimensions (w x d x h)

- Single Column, Type A - 460 x 655 x 850mm
- Double Column, Type A - 895 x 655 x 850mm
- Single Column, Type B - 660 x 455 x 850mm

Standard Colours

- Paint - Grey White

Options

- ZP010 - Ring Buffers
- 4A1SLWT - Solid Grade Laminate Worktop, Single Column (Type A)
- 4A2SLWT - Solid Grade Laminate Worktop, Double Column (Type A)
- 4B1SLWT - Solid Grade Laminate Worktop, Single Column (Type B)

Trays, Baskets, Dividers & Accessories
Page 216 - 219



4A2DSTS
(Trays & baskets not included)



4A1DSTM
(Trays & baskets not included)

TYPE A - 600mm Insertion



TYPE B - 400mm Insertion



Mild Steel	Stainless Steel	Description
4A1DSTM	4A1DSTS	Distribution Trolley - Single Column, Type A
4A2DSTM	4A2DSTS	Distribution Trolley - Double Column, Type A
4B1DSTM	4B1DSTS	Distribution Trolley - Single Column, Type B

Open Transfer / Transport Trolleys

Features

- Compatible with 600 x 400mm trays & baskets
- Available in mild & 304 grade stainless steel
- Runners allow trays to be accessed from either side (4 stops required per tray / basket)
 - Type A - 600mm insertion
- Push handles at either end
- Ring buffers to protect the trolley / fabric of the building
- Castors
 - Single / Double Column - 125mm pressed steel castors, 2 off braking
 - Treble Column - 200mm heavy duty pressed steel castors, 2 off fixed, 2 off swivel braking

Dimensions (w x d x h)

- Single Column, Type A - 665 x 725 x 1555mm
- Double Column, Type A - 1100 x 725 x 1555mm
- Treble Column, Type A - 1535 x 725 x 1635mm

Standard Colours

- Paint - Grey White

Options

- 4A1OTTNC - Nylon Cover - Single Column
- 4A2OTTNC - Nylon Cover - Double Column
- 4A3OTTNC - Nylon Cover - Treble Column



4A1OTTS
(Trays & baskets not included)



4A3OTTM

TYPE A - 600mm Insertion



Mild Steel	Stainless Steel	Description
4A1OTTM	4A1OTTS	Open Transfer / Transport Trolley - Single Column, Type A
4A2OTTM	4A2OTTS	Open Transfer / Transport Trolley - Double Column, Type A
4A3OTTM	4A3OTTS	Open Transfer / Transport Trolley - Treble Column, Type A

HTM71 Racking

Features

- Fully configurable freestanding modular racking for use with 600 x 400mm modular trays & baskets
- Available to suit 600 or 400mm insertions
 - Type A - 600mm insertion
 - Type B - 400mm insertion
- Trays & baskets supported on adjustable moulded plastic/glass fibre runners
- Runners can be positioned horizontal or angled (approx. 25° - requires angle adaptor brackets)
- Integral stops on the runners allow trays/baskets to be accessible in two positions
 - Straight (approx. 5°)
 - Angled (approx. 25°)
- Runners offer pass through facility allowing access on either side
- Anodised extruded aluminium uprights & cross members
- Bolted construction using high quality moulded fixings provides rigidity & allows the system to be altered easily
- Available as either static or mobile units
 - Static - Adjustable feet allow levelling on uneven floors
 - Mobile - 50/80mm pressed steel castors
- Optional wall mounting brackets allow static units to be fixed securely to the wall (when units are loaded over 100kg)
- Supplied for self-assembly (Can be supplied pre-assembled, please ask for a quote)

Dimensions (w x d x h)

Static

Type A - 600mm Insertion

- Single Bay - 494 x 642 x 1940mm
- Double Bay - 937 x 642 x 1940mm

Type B - 400mm Insertion

- Single Bay - 694 x 442 x 1940mm
- Double Bay - 1337 x 442 x 1940mm

Standard Colours

- Uprights & Cross Members - Anodised Aluminium
- Plastic Mouldings - Green/Grey

Static - Adjustable Feet

Item	Description	Weight
Type A - 600mm Insertion		
4HH-HTM71/S1/600	Static, Single Bay, 600mm Insertion	10.3kg
4HH-HTM71/S2/600	Static, Double Bay, 600mm Insertion	16.1kg
Type B - 400mm Insertion		
4HH-HTM71/S1/400	Static, Single Bay, 400mm Insertion	10.2kg
4HH-HTM71/S2/400	Static, Double Bay, 400mm Insertion	16.3kg

Dimensions (w x d x h)

Mobile

Type A - 600mm Insertion

- Single Bay - 494 x 642 x 1996mm
- Double Bay - 937 x 642 x 1996mm

Type B - 400mm Insertion

- Single Bay - 694 x 442 x 1996mm
- Double Bay - 1337 x 442 x 1996mm

Options

- 2HH-7532293 - Wall Mounting Bracket
- 2HH-7532277 - 10mm Plastic Cover Cap



4HH-HTM71/S1/400

Runners, trays, baskets, dividers & angle brackets not included (order separately)

Room Design & Installation Service Available



2HH-7532293
Wall Mounting Bracket



2HH-7532277
10mm Plastic Cover Cap

Components

- 2HH-7532301-HH - Base Unit, Type A, 600mm Insertion (x 1)
- 2HH-7532311 - Extension Unit, Type A, 600mm Insertion (x 1)
- 2HH-7532356 - Runners, Type A, 600mm Insertion (pair)
- 2HH-7532329 - Angle Adaptor Plate, Type A, 600mm Insertion (pair)
- 2HH-7532304-HH - Base Unit, Type B, 400mm Insertion (x 1)
- 2HH-7532314 - Extension Unit, Type B, 400mm Insertion (x 1)
- 2HH-7532355 - Runners, Type B, 400mm Insertion (pair)
- 2HH-7532328 - Angle Adaptor Plate, Type B, 400mm Insertion (pair)
- 2HH-7532320 - Adjustable Foot Set (x 4)
- 2HH-7532321 - Adjustable Foot Set (x 2)
- 2HH-7532322 - 50mm Pressed Steel Castors (2 x Braking / 2 x Non-Braking)
- 2HH-7532323 - 50mm Pressed Steel Castors (1 x Braking / 1 x Non-Braking)
- 2HH-7532324 - 80mm Pressed Steel Castors (2 x Braking / 2 x Non-Braking)
- 2HH-7532325 - 80mm Pressed Steel Castors (1 x Braking / 1 x Non-Braking)



4HH-HTM71/S2/600
Runners, trays, baskets, dividers
not included (order separately)



4HH-HTM71/M52/400
Runners, trays, baskets, dividers
not included (order separately)



4HH-HTM71/M51/600
Runners, trays, baskets, dividers
not included (order separately)

Mobile - 50mm Castors

Item	Description	Weight
Type A - 600mm Insertion		
4HH-HTM71/M51/600	Mobile, Single Bay, 600mm Insertion	11.1kg
4HH-HTM71/M52/600	Mobile, Double Bay, 600mm Insertion	17.3kg
Type B - 400mm Insertion		
4HH-HTM71/M51/400	Mobile, Single Bay, 400mm Insertion	11.0kg
4HH-HTM71/M52/400	Mobile, Double Bay, 400mm Insertion	17.5kg

High Density Racking - HTM71

Features

- Increases the storage capacity of a given area
- Maximises all available space
- Can eliminate the need to expand a given area through the use of optimised storage
- Creates moveable aisles
- Eliminates hard to reach or 'dead' spaces
- Compatible with 400mm & 600mm insertion trays & baskets
- The guide track is positioned above the shelving system
- Aluminium overhead track system acts as a guide for mobile units
- Floors are easy to clean
- Carts & trolleys can easily be easily manoeuvred into & out of the active aisle



Easy access shelving system




Full extension runner

Examples of Preconfigured High Density Racking - HTM71



5 Units, 5 Columns Modular



5 Units, 3 Columns with Shelves

Room Design & Installation Service Available
Contact us for more Information

Trays & Baskets

Type D - Size 300 x 400mm

Item	Description
 <p>2HH-7014050</p>	<p>Tray - ABS, 50mm Dimensions (w x d x h): 300 x 400 x 50mm Material: ABS Grey</p>
 <p>2HH-7014100</p>	<p>Basket - ABS, 100mm Dimensions (w x d x h): 300 x 400 x 100mm Material: ABS Grey</p>
 <p>2HH-7014200</p>	<p>Basket - ABS, 200mm Dimensions (w x d x h): 300 x 400 x 200mm Material: ABS Grey</p>

Type A & B - Size 600 x 400mm

Item	Description
 <p>2HH-7011050</p>	<p>Tray - ABS, 50mm Dimensions (w x d x h): 600 x 400 x 50mm Material: ABS Grey</p>
 <p>2HH-7011100</p>	<p>Tray - ABS, 100mm Dimensions (w x d x h): 600 x 400 x 100mm Material: ABS Grey</p>
 <p>2HH-7012100</p>	<p>Basket - ABS, 100mm Dimensions (w x d x h): 600 x 400 x 100mm Material: ABS Grey</p>
 <p>2HH-7012200</p>	<p>Basket - ABS, 200mm Dimensions (w x d x h): 600 x 400 x 200mm Material: ABS Grey</p>
 <p>2HH-K561039D</p>	<p>Tray/Lid - ABS, 15mm Dimensions (w x d x h): 600 x 400 x 15mm Material: Plastic Grey</p>

Dividers











Type D - Size 300 x 400mm

Item	Description	Tray/Basket Compatibility
 2HH-7810103	Divider - PC Dimensions (w x h): 300 x 50mm Material: Polycarbonate, Transparent	2HH-7014050
 2HH-7810102	Divider - PC Dimensions (w x h): 400 x 50mm Material: Polycarbonate, Transparent	2HH-7014050 2HH-7011050
 2HH-7811206N	Divider - ABS Dimensions (w x h): 300 x 100mm Material: ABS Grey	2HH-7014100
 2HH-7811205N	Divider - ABS Dimensions (w x h): 400 x 100mm Material: ABS Grey	2HH-7014100 2HH-7012100
 2HH-7811306	Divider - ABS Dimensions (w x h): 300 x 200mm Material: ABS Grey	2HH-7014200


Item	Description	Tray/Basket Compatibility
 2HH-7811305	Divider - ABS Dimensions (w x h): 400 x 200mm Material: ABS Grey	2HH-7014200 2HH-7012200
 2HH-241302	Sliding Divider - SAN Dimensions (w x h): 170 x 45mm Material: Plastic, Transparent	2HH-7014050 2HH-7011050
 2HH-241301	Sliding Divider - SAN (including cardholder) Dimensions (w x h): 170 x 45mm Material: Plastic, Transparent	2HH-7014050 2HH-7011050
 2HH-240820	Sliding Divider - SAN Dimensions (w x h): 170 x 100mm Material: Plastic, Transparent	2HH-7014100
 2HH-240821	Sliding Divider - SAN (including cardholder) Dimensions (w x h): 170 x 100mm Material: Plastic, Transparent	2HH-7014100

Dividers

Type A & B - Size - 600 x 400mm

Item	Description	Tray/Basket Compatibility	Item	Description	Tray/Basket Compatibility
 2HH-7810105	Divider - ABS Dimensions (w x h): 400 x 50mm Material: ABS Grey	2HH-7014050 2HH-7011050	 2HH-7811304	Divider - ABS Dimensions (w x h): 600 x 200mm Material: ABS Grey	2HH-7012200
 2HH-7810104	Divider - ABS Dimensions (w x h): 600 x 50mm Material: ABS Grey	2HH-7011050	 2HH-241302	Sliding Divider - SAN Dimensions (w x h): 170 x 45mm Material: Plastic, Transparent	2HH-7014050 2HH-7011050
 2HH-7811205N	Divider - ABS Dimensions (w x h): 400 x 100mm Material: ABS Grey	2HH-7011100 2HH-7012100	 2HH-241301	Sliding Divider - SAN (including cardholder) Dimensions (w x h): 170 x 45mm Material: Plastic, Transparent	2HH-7014050 2HH-7011050
 2HH-7811204N	Divider - ABS Dimensions (w x h): 600 x 100mm Material: ABS Grey	2HH-7011100 2HH-7012100	 2HH-240820	Sliding Divider - SAN Dimensions (w x h): 170 x 100mm Material: Plastic, Transparent	2HH-7011100 2HH-7012100
 2HH-7811305	Divider - ABS Dimensions (w x h): 400 x 200mm Material: ABS Grey	2HH-7014200 2HH-7012200	 2HH-240821	Sliding Divider - SAN (including cardholder) Dimensions (w x h): 170 x 100mm Material: Plastic, Transparent	2HH-7011100 2HH-7012100

Accessories

Item	Description	Tray/Basket Compatibility
 <p>2HH-240501</p>	<p>T/Clip</p>	<p>All Trays & Baskets</p>
 <p>2HH-7910204N</p>	<p>Safety Stop - Long (Scan Modul Compatible) Material: Plastic</p>	<p>All Trays & Baskets</p>
 <p>2HH-7910201N</p>	<p>Safety Stop - Short (H+H System Compatible) Material: Plastic</p>	<p>All Trays & Baskets</p>
 <p>2HH-100072</p>	<p>Label Holder Credit Card Size: (85 x 54mm) Material: Plastic</p>	<p>All Trays & Baskets</p>
 <p>2HH-K100187</p>	<p>Label Credit Card Size: (85 x 54mm) Material: Plastic, White</p>	<p>All Trays & Baskets</p>