



Caretray Trolleys & Racks

Features	36	Mild Steel, Low Level Trolleys	50
Disassembly & Cleaning	38	Mild Steel, Standard Level Trolleys	52
Stainless Steel, Low Level Trolleys	40	Mild Steel, High Level Trolleys	54
Stainless Steel, Standard Level Trolleys	42	Mild Steel, Mobile Racks	56
Stainless Steel, High Level Trolleys	44	Mild Steel, Static Racks	58
Stainless Steel, Mobile Racks	46	Accessories	60
Stainless Steel, Static Racks	48		

Features

Carerails

- Fitted to both sides of the trolley, compatible with a wide range of accessories

Frame

- Fully welded eliminating gaps
- 304 grade stainless steel or mild steel that is powder coated in a durable epoxy polyester paint

Side Panels

- One-piece moulding
- Smooth surfaces & rounded edges assist cleaning (compatible with steam cleaning)
- Runners with positive stops prevent trays from being accidentally withdrawn (symmetrical design allows tray insertion from either side)

Easy Clean

- One-piece mouldings
- Smooth surfaces & rounded edges assist cleaning (compatible with steam cleaning)
- Quick & easy tool-less disassembly assists thorough or deep cleaning programmes



CTM1/10/3S2D

Top

- One-piece moulding
- Smooth surfaces & rounded edges assist cleaning (compatible with steam cleaning)
- Raised edges on three sides provides defined grab points to act as push handles, whilst an integral rim at the front contains spillages
- Maximum load 30kg

Trays & Dividers

- Translucent & impact-resistant (100 / 150mm depths)
- Smooth surfaces & rounded edges assist cleaning (compatible with steam cleaning & able to withstand high temperature machine washing)
- Trays feature an integral handle with plastic clip on label cover, (suitable for use with our perforated coloured label strips)
- Trays can be subdivided in both length & width using simple slot in dividers
- Maximum load 5kg

Castors & Ring Buffers

- 100mm pressed steel or polymer castors (model dependant)
- Two braking castors fitted as standard
- Ring buffers offer protection to both the trolley & fabric of the building
- Smooth surfaces assist cleaning

Accessories

The Caretray Trolley has been developed specifically to meet the needs of Healthcare Professionals across a wide variety of disciplines including Minor Treatment, A&E, Theatre, Phlebotomy, ITU & Outpatients. Through a wide range of accessories, you can configure your trolley to suit your specific needs.

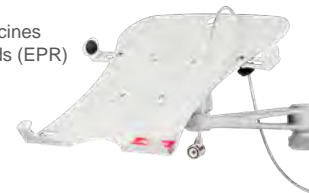
Locking & Security - Page 60

- Solid grade laminate / clear acrylic doors
- Range of locking options
- Security clamp & seals to safeguard contents



Laptop Holders - Page 74

- Suitable for use with Electronic Prescribing & Medicines Administration (EPMA) & Electronic Patient Records (EPR)
- Offers height, rotation & angle adjustment
- Laptop can be secured using a security clamp



Overbridge & Tilt Bins - Page 66

- Provides high level visible storage & assists organisation
- Tilt-bins available with 4, 5 or 6 clear compartments
- Compartments tilt to 45 degrees, to assist access of contents




Castors & Ring Buffers - Page 76

- Range of polymer castors
- Available in various braking & non-braking configurations
- Ring buffers offer protection to both the trolley & fabric of the building



Defibrillator Platform - Page 67

- Compatible with all popular defibrillators
- Adjustable, allowing compatibility with all popular models
- Platform rotates 360 degrees, whilst the arm swings 90 degrees from the worksurface



Trays, Shelves, Dividers & Labels - Page 77

- Additional dividers assist segregation
- Coloured labels ensure that trays can be easily identified
- Flat shelves provide an alternative to trays



Carerail Mounted - Page 68

- An extensive range of accessories can be attached/suspended from the Carerails
- Allows the trolley to be configured to meet specific user requirements
- Accessories range from sharps & glove box holders, catheter racks & waste bins, through to work flaps & suction pump shelves




Disassembly & Cleaning

The design of the trolley allows for quick & easy tool-less disassembly providing access for all areas when conducting thorough or deep cleaning programmes. The simple guide below illustrates the disassembly & re-assembly process...



Remove Trays

Remove the trays from the unit



Remove Top

The top is held in place with two thumb screws, located on the underside of the top. Once removed, the top can be removed with a firm tug



Remove Back Panel (if fitted)

Once the top has been removed, the back panel can be lifted clear of the cross members on the rear of the frame



Remove Side Panels

The side panels are removed by lifting off the positioning inserts. Double height trolleys require thumb screws at the top of the lower panel to be removed.



Clean

The frame, side panels & top can now be cleaned



Reassembly

The trolley is re-assembled by repeating the steps in reverse

Caretray Trolleys - Stainless Steel, Low Level, Single & Double Column



CTS1/08/3S1D

CTS1/08/3S1D - shown with optional
CT/WF, CT/ALC & GMBH/15

Easy disassembly & cleaning - page 38

Features

- Low level, single & double column easy clean procedure trolleys
- Quick & easy disassembly, assists thorough & deep cleaning
- Seamlessly welded, one-piece 304 grade stainless steel frame (requires no on-site assembly)
- Recyclable polypropylene one-piece top & side panels, smooth surfaces & radiused edges assists cleaning (compatible with steam cleaning)
 - Top Panel - Raised edges on three sides provide defined grab points to act as push handles, whilst an integral rim at the front contains spillages (max load 30kg)
 - Side Panels - Incorporate runners with positive stops preventing trays from being accidentally withdrawn (symmetrical design allows tray insertion from either side)
- Carerail fitted to either side support a wide range of accessories
- Translucent, impact-resistant trays & dividers, smooth surfaces & radiused edges assists cleaning (compatible with steam cleaning / high temperature machine washing)
- Trays feature an integral handle with a plastic clip-on label cover (coloured labels supplied - white, blue, green, yellow & red)
- 100 / 150mm deep trays, can be subdivided in both length & width using removable dividers (max load 5kg)
- 2 x long & 2 x short dividers supplied with each tray
- Polyurethane ring buffers offer protection to both the trolley & fabric of the building, smooth surfaces assist cleaning
- 100mm pressed steel castors, 2 off braking

Dimensions (w x d x h)

- Overall Dimensions
 - Single Column - 550 x 550 x 807mm
 - Double Column - 1005 x 550 x 807mm
- Plastic Top
 - Single Column - 455 x 455 (internal) at height 782mm
 - Double Column - 915 x 455 (internal) at height 782mm
- Trays
 - Shallow Tray - 355 x 405 x 100mm (internal)
 - Deep Tray - 355 x 405 x 150mm (internal)

Item	Description	Weight
CTS1/08/1S2D	1 x 100mm, 2 x 150mm Trays	21.2kg
CTS1/08/3D	3 x 150mm Trays	21.5kg
CTS1/08/3S1D	3 x 100mm, 1 x 150mm Trays	22.3kg
CTS1/08/4S	4 x 100mm Trays	21.9kg

Options / Accessories

- Locking & Security - page 60
- Overbridge & Tilt Bins - page 66
- Defibrillator Platform - page 67
- Carerail Mounted - page 68
- Laptop Holders - page 74
- Castors & Ring Buffers - page 76
- Trays, Shelves, Dividers & Labels - page 77



CTS2/08/4S3D



CTS2/08/4S3D - shown with optional
CT/IV, GMBH/15 & CT/ALC

Item	Description	Weight
CTS2/08/3S4D	3 x 100mm, 4 x 150mm Trays	37.3kg
CTS2/08/4S3D	4 x 100mm, 3 x 150mm Trays	36.9kg
CTS2/08/6D	6 x 150mm Trays	36.5kg
CTS2/08/6S2D	6 x 100mm, 2 x 150mm Trays	38.1kg
CTS2/08/7S1D	7 x 100mm, 1 x 150mm Trays	37.7kg
CTS2/08/8S	8 x 100mm Trays	37.3kg

Caretray Trolleys - Stainless Steel, Standard Level, Single & Double Column



CTS1/10/3S2D

CTS1/10/3S2D - shown with optional
CT/IV, CT/CR2, GMBH/15 & CT/ALC

Easy disassembly & cleaning - page 38

Features

- Standard level, single & double column easy clean procedure trolleys
- Quick & easy disassembly, assists thorough & deep cleaning
- Seamlessly welded, one-piece 304 grade stainless steel frame (requires no on-site assembly)
- Recyclable polypropylene one-piece top & side panels, smooth surfaces & radiused edges assists cleaning (compatible with steam cleaning)
 - Top Panel - Raised edges on three sides provide defined grab points to act as push handles, whilst an integral rim at the front contains spillages (max load 30kg)
 - Side Panels - Incorporate runners with positive stops preventing trays from being accidentally withdrawn (symmetrical design allows tray insertion from either side)
- Carerails fitted to either side support a wide range of accessories
- Translucent, impact-resistant trays & dividers, smooth surfaces radiused edges assists cleaning (compatible with steam cleaning / high temperature machine washing)
- Trays feature an integral handle with a plastic clip-on label cover (coloured labels supplied - white, blue, green, yellow & red)
- 100 / 150mm deep trays, can be subdivided in both length & width using removable dividers (max load 5kg)
- 2 x long & 2 x short dividers supplied with each tray
- Polyurethane ring buffers offer protection to both the trolley & fabric of the building, smooth surfaces assist cleaning
- 100mm pressed steel castors, 2 off braking

Dimensions (w x d x h)

- Overall Dimensions
 - Single Column - 550 x 550 x 993mm
 - Double Column - 1005 x 550 x 993mm
- Plastic Top
 - Single Column - 455 x 455 (internal) at height 968mm
 - Double Column - 915 x 455 (internal) at height 968mm
- Trays
 - Shallow Tray - 355 x 405 x 100mm (internal)
 - Deep Tray - 355 x 405 x 150mm (internal)

Item	Description	Weight
CTS1/10/1S3D	1 x 100mm, 3 x 150mm Trays	27.9kg
CTS1/10/3S2D	3 x 100mm, 2 x 150mm Trays	29.0kg
CTS1/10/4D	4 x 150mm Trays	28.3kg
CTS1/10/4S1D	4 x 100mm, 1 x 150mm Trays	28.7kg
CTS1/10/6S	6 x 100mm	29.8kg

Options / Accessories

- Locking & Security - page 60
- Overbridge & Tilt Bins - page 66
- Defibrillator Platform - page 67
- Carerail Mounted - page 68
- Laptop Holders - page 74
- Castors & Ring Buffers - page 76
- Trays, Shelves, Dividers & Labels - page 77



CTS2/10/6S4D



CTS2/10/6S4D - shown with optional
CT/IV, CT/CR2, GMBH/15 & CT/ALC

Item	Description	Weight
CTS2/10/3S6D	3 x 100mm, 6 x 150mm Trays	46.6kg
CTS2/10/4S5D	4 x 100mm, 5 x 150mm Trays	46.2kg
CTS2/10/5S4D	5 x 100mm, 4 x 150mm Trays	45.9kg
CTS2/10/6S4D	6 x 100mm, 4 x 150mm Trays	47.3kg
CTS2/10/8D	8 x 150mm Trays	45.8kg
CTS2/10/8S2D	8 x 100mm, 2 x 150mm Trays	46.6kg



CTS1/14/4S3D

Item	Description	Weight
CTS1/14/2S5D	2 x 100mm, 5 x 150mm Trays	36.2kg
CTS1/14/3S4D	3 x 100mm, 4 x 150mm Trays	35.8kg
CTS1/14/4S3D	4 x 100mm, 3 x 150mm Trays	35.4kg
CTS1/14/5S3D	5 x 100mm, 3 x 150mm Trays	37.8kg
CTS1/14/6D	6 x 150mm Trays	35.0kg
CTS1/14/8S1D	8 x 100mm, 1 x 150mm Trays	37.8kg

Caretray Trolleys - Stainless Steel, High Level, Single & Double Column



CTS1/14/4S3D - shown with optional CT/DH/A4



Easy disassembly & cleaning - page 38

Features

- High level, single & double column easy clean procedure trolleys
- Quick & easy disassembly, assists thorough & deep cleaning
- Seamlessly welded, one-piece 304 grade stainless steel frame (requires no on-site assembly)
- Recyclable polypropylene one-piece top & side panels, smooth surfaces & radiused edges assists cleaning (compatible with steam cleaning)
 - Top Panel - Raised edges on three sides provide defined grab points to act as push handles, whilst an integral rim at the front contains spillages (max load 30kg)
 - Side Panels - Incorporate runners with positive stops preventing trays from being accidentally withdrawn (symmetrical design allows tray insertion from either side)
- Carerail fitted to either side support a wide range of accessories
- Translucent, impact-resistant trays & dividers, smooth surfaces & radiused edges assists cleaning (compatible with steam cleaning / high temperature machine washing)
- Trays feature an integral handle with a plastic clip-on label cover (coloured labels supplied - white, blue, green, yellow & red)
- 100 / 150mm deep trays, can be subdivided in both length & width using removable dividers (max load 5kg)
- 2 x long & 2 x short dividers supplied with each tray
- Polyurethane ring buffers offer protection to both the trolley & fabric of the building, smooth surfaces assist cleaning
- 100mm pressed steel castors, 2 off braking

Dimensions (w x d x h)

- Overall Dimensions
 - Single Column - 550 x 550 x 1410mm
 - Double Column - 1005 x 550 x 1410mm
- Plastic Top
 - Single Column - 455 x 455 (internal) at height 1385mm
 - Double Column - 915 x 455 (internal) at height 1385mm
- Trays
 - Shallow Tray - 355 x 405 x 100mm (internal)
 - Deep Tray - 355 x 405 x 150mm (internal)

Options / Accessories

- Locking & Security - page 60
- Carerail Mounted - page 68
- Castors & Ring Buffers - page 76
- Trays, Shelves, Dividers & Labels - page 77



CTS2/14/10S6D - shown with optional CT/DH/A4



CTS2/14/10S6D

Item	Description	Weight
CTS2/14/4S10D	2 x 100mm, 10 x 150mm Trays	60.6kg
CTS2/14/6S8D	6 x 100mm, 8 x 150mm Trays	62.8kg
CTS2/14/8S6D	8 x 100mm, 6 x 150mm Trays	63.0kg
CTS2/14/10S6D	10 x 100mm, 6 x 150mm Trays	65.0kg
CTS2/14/12D	12 x 150mm Trays	61.3kg
CTS2/14/16S2D	16 x 100mm, 2 x 150mm Trays	66.6kg



CRSM1/18/6S4D



Easy disassembly & cleaning - page 38

Item	Description	Weight
CRSM1/18/2S6D	2 x 100mm, 6 x 150mm Trays	41.7kg
CRSM1/18/3S6D	3 x 100mm, 6 x 150mm Trays	44.1kg
CRSM1/18/4S5D	4 x 100mm, 5 x 150mm Trays	42.8kg
CRSM1/18/5S5D	5 x 100mm, 5 x 150mm Trays	44.3kg
CRSM1/18/6S4D	6 x 100mm, 4 x 150mm Trays	43.9kg
CRSM1/18/8D	8 x 150mm Trays	43.3kg

Caretray Racks - Stainless Steel, Mobile, Single & Double Column

Features

- Mobile, single & double column easy clean racks
- Quick & easy disassembly, assists thorough & deep cleaning
- Seamlessly welded, one-piece 304 grade stainless steel frame (requires no on-site assembly)
- Recyclable polypropylene one-piece top & side panels, smooth surfaces & radiused edges assists cleaning (compatible with steam cleaning)
 - Top Panel - Raised edges on three sides provide defined grab points to act as push handles, whilst an integral rim at the front contains spillages (max load 30kg)
 - Side Panels - Incorporate runners with positive stops preventing trays from being accidentally withdrawn (symmetrical design allows tray insertion from either side)
- Translucent, impact-resistant trays & dividers, smooth surfaces & radiused edges assists cleaning (compatible with steam cleaning / high temperature machine washing)
- Trays feature an integral handle with a plastic clip-on label cover (coloured labels supplied - white, blue, green, yellow & red)
- 100 / 150mm deep trays, can be subdivided in both length & width using removable dividers (max load 5kg)
- 2 x long & 2 x short dividers supplied with each tray
- Polyurethane ring buffers offer protection to both the rack & fabric of the building, smooth surfaces assist cleaning
- 100mm pressed steel castors, 2 off braking

Dimensions (w x d x h)

- Overall Dimensions
 - Single Column - 550 x 550 x 1782mm
 - Double Column - 1005 x 550 x 1782mm
- Plastic Top
 - Single Column - 455 x 455 (internal) at height 1757mm
 - Double Column - 915 x 455 (internal) at height 1757mm
- Trays
 - Shallow Tray - 355 x 405 x 100mm (internal)
 - Deep Tray - 355 x 405 x 150mm (internal)

Options / Accessories

- Castors & Ring Buffers - page 76
- Trays, Shelves, Dividers & Labels - page 77



CRSM2/18/8S10D -
shown with optional C004

Item	Description	Weight
CRSM2/18/4S12D	4 x 100mm, 12 x 150mm Trays	72.1kg
CRSM2/18/6S12D	6 x 100mm, 12 x 150mm Trays	77.1kg
CRSM2/18/8S10D	8 x 100mm, 10 x 150mm Trays	75.4kg
CRSM2/18/10S10D	10 x 100mm, 10 x 150mm Trays	78.4kg
CRSM2/18/12S8D	12 x 100mm, 8 x 150mm Trays	77.7kg
CRSM2/18/16D	16 x 150mm Trays	74.6kg



CRSM2/18/16D



CRSS1/16/6S4D



Easy disassembly & cleaning - page 38

Features

- Static, single & double column easy clean racks
- Quick & easy disassembly, assists thorough & deep cleaning
- Seamlessly welded, one-piece 304 grade stainless steel frame (requires no on-site assembly)
- Recyclable polypropylene one-piece top & side panels, smooth surfaces & radiused edges assists cleaning (compatible with steam cleaning)
 - Side Panels - Incorporate runners with positive stops preventing trays from being accidentally withdrawn (symmetrical design allows tray insertion from either side)
- Translucent, impact-resistant trays & dividers, smooth surfaces & radiused edges assists cleaning (compatible with steam cleaning / high temperature machine washing)
- Trays feature an integral handle with a plastic clip-on label cover (coloured labels supplied - white, blue, green, yellow & red)
- 100 / 150mm deep trays, can be subdivided in both length & width using removable dividers (max load 5kg)
- 2 x long & 2 x short dividers supplied with each tray
- Adjustable feet allow levelling on uneven floors

Dimensions (w x d x h)

- Overall Dimensions
 - Single Column - 536 x 536 x 1685mm
 - Double Column - 995 x 536 x 1685mm
- Plastic Top
 - Single Column - 455 x 455 (internal) at height 1645mm
 - Double Column - 915 x 455 (internal) at height 1645mm
- Trays
 - Shallow Tray - 355 x 405 x 100mm (internal)
 - Deep Tray - 355 x 405 x 150mm (internal)

Item	Description	Weight
CRSS1/16/2S6D	2 x 100mm, 6 x 150mm Trays	38.4kg
CRSS1/16/3S6D	3 x 100mm, 6 x 150mm Trays	40.8kg
CRSS1/16/4S5D	4 x 100mm, 5 x 150mm Trays	39.5kg
CRSS1/16/5S5D	5 x 100mm, 5 x 150mm Trays	41.0kg
CRSS1/16/6S4D	6 x 100mm, 4 x 150mm Trays	40.6kg
CRSS1/16/8D	8 x 150mm Trays	40.0kg

Options / Accessories

- Trays, Shelves, Dividers & Labels - page 77



CRSS2/16/8S10D



CRSS2/16/16D

Item	Description	Weight
CRSS2/16/4S12D	4 x 100mm, 12 x 150mm Trays	71.1kg
CRSS2/16/6S12D	6 x 100mm, 12 x 150mm Trays	74.0kg
CRSS2/16/8S10D	8 x 100mm, 10 x 150mm Trays	72.3kg
CRSS2/16/10S10D	10 x 100mm, 10 x 150mm Trays	75.3kg
CRSS2/16/12S8D	12 x 100mm, 8 x 150mm Trays	74.6kg
CRSS2/16/16D	16 x 150mm Trays	71.5kg

Caretray Trolleys - Mild Steel, Low Level, Single & Double Column



CTM1/08/3S1D



CTM1/08/3S1D - shown with optional CT/WF, SBH/15 & CT/ALC



Easy disassembly & cleaning - page 38

Features

- Low level, single & double column easy clean procedure trolleys
- Quick & easy disassembly, assists thorough & deep cleaning
- Fully welded mild steel frame, powder coated in a durable epoxy paint (requires no on-site assembly)
- Recyclable polypropylene one-piece top & side panels, smooth surfaces & radiused edges assists cleaning (compatible with steam cleaning)
 - Top Panel - Raised edges on three sides provide defined grab points to act as push handles, whilst an integral rim at the front contains spillages (max load 30kg)
 - Side Panels - Incorporate runners with positive stops preventing trays from being accidentally withdrawn (symmetrical design allows tray insertion from either side)
- Carerail fitted to either side support a wide range of accessories
- Translucent, impact-resistant trays & dividers, smooth surfaces & radiused edges assists cleaning (compatible with steam cleaning / high temperature machine washing)
- Trays feature an integral handle with a plastic clip-on label cover (coloured labels supplied - white, blue, green, yellow & red)
- 100 / 150mm deep trays, can be subdivided in both length & width using removable dividers (max load 5kg)
- 2 x long & 2 x short dividers supplied with each tray
- Polyurethane ring buffers offer protection to both the trolley & fabric of the building, smooth surfaces assist cleaning
- 100mm pressed steel castors, 2 off braking

Dimensions (w x d x h)

- Overall Dimensions
 - Single Column - 550 x 550 x 807mm
 - Double Column - 1005 x 550 x 807mm
- Plastic Top
 - Single Column - 455 x 455 (internal) at height 782mm
 - Double Column - 915 x 455 (internal) at height 782mm
- Trays
 - Shallow Tray - 355 x 405 x 100mm (internal)
 - Deep Tray - 355 x 405 x 150mm (internal)

Standard Colours

- Paint - Spearmint

Item	Description	Weight
CTM1/08/1S2D	1 x 100mm, 2 x 150mm Trays	20.9kg
CTM1/08/3D	3 x 150mm Trays	21.2kg
CTM1/08/3S1D	3 x 100mm, 1 x 150mm Trays	22.0kg
CTM1/08/4S	4 x 100mm Trays	21.6kg

Options / Accessories

- Locking & Security - page 60
- Overbridge & Tilt Bins - page 66
- Defibrillator Platform - page 67
- Carerail Mounted - page 68
- Laptop Holders - page 74
- Castors & Ring Buffers - page 76
- Trays, Shelves, Dividers & Labels - page 77



CTM2/08/4S3D



CTM2/08/4S3D - shown with optional CT/WF, SBH/15, CT/ALC

Item	Description	Weight
CTM2/08/3S4D	3 x 100mm, 4 x 150mm Trays	36.8kg
CTM2/08/4S3D	4 x 100mm, 3 x 150mm Trays	36.4kg
CTM2/08/6D	6 x 150mm Trays	36.0kg
CTM2/08/6S2D	6 x 100mm, 2 x 150mm Trays	37.6kg
CTM2/08/7S1D	7 x 100mm, 1 x 150mm Trays	37.2kg
CTM2/08/8S	8 x 100mm Trays	36.8kg

Caretray Trolleys - Mild Steel, Standard Level, Single & Double Column



CTM1/10/3S2D



Easy disassembly & cleaning - page 38

Features

- Standard level, single & double column easy clean procedure trolleys
- Quick & easy disassembly, assists thorough & deep cleaning
- Fully welded mild steel frame, powder coated in a durable epoxy paint (requires no on-site assembly)
- Recyclable polypropylene one-piece top & side panels, smooth surfaces & radiused edges assists cleaning (compatible with steam cleaning)
 - Top Panel - Raised edges on three sides provide defined grab points to act as push handles, whilst an integral rim at the front contains spillages (max load 30kg)
 - Side Panels - Incorporate runners with positive stops preventing trays from being accidentally withdrawn (symmetrical design allows tray insertion from either side)
- Carerails fitted to either side support a wide range of accessories
- Translucent, impact-resistant trays & dividers, smooth surfaces & radiused edges assists cleaning (compatible with steam cleaning / high temperature machine washing)
- Trays feature an integral handle with a plastic clip-on label cover (coloured labels supplied - white, blue, green, yellow & red)
- 100 / 150mm deep trays, can be subdivided in both length & width using removable dividers (max load 5kg)
- 2 x long & 2 x short dividers supplied with each tray
- Polyurethane ring buffers offer protection to both the trolley & fabric of the building, smooth surfaces assist cleaning
- 100mm pressed steel castors, 2 off braking

Dimensions (w x d x h)

- Overall Dimensions
 - Single Column - 550 x 550 x 993mm
 - Double Column - 1005 x 550 x 993mm
- Plastic Top
 - Single Column - 455 x 455 (internal) at height 968mm
 - Double Column - 915 x 455 (internal) at height 968mm
- Trays
 - Shallow Tray - 355 x 405 x 100mm (internal)
 - Deep Tray - 355 x 405 x 150mm (internal)

Standard Colours

- Paint - Spearmint

Item	Description	Weight
CTM1/10/1S3D	1 x 100mm, 3 x 150mm Trays	27.5kg
CTM1/10/3S2D	3 x 100mm, 2 x 150mm Trays	28.6kg
CTM1/10/4D	4 x 150mm Trays	27.9kg
CTM1/10/4S1D	4 x 100mm, 1 x 150mm Trays	28.3kg
CTM1/10/6S	6 x 100mm	29.4kg

Options / Accessories

- Locking & Security - page 60
- Overbridge & Tilt Bins - page 66
- Defibrillator Platform - page 67
- Carerail Mounted - page 68
- Laptop Holders - page 74
- Castors & Ring Buffers - page 76
- Trays, Shelves, Dividers & Labels - page 77



CTM2/10/6S4D



CTM2/10/6S4D - shown with optional CT/IV, CT/CR2, GMBH/15 & CT/ALC

Item	Description	Weight
CTM2/10/3S6D	3 x 100mm, 6 x 150mm Trays	46.0kg
CTM2/10/4S5D	4 x 100mm, 5 x 150mm Trays	45.6kg
CTM2/10/5S4D	5 x 100mm, 4 x 150mm Trays	45.3kg
CTM2/10/6S4D	6 x 100mm, 4 x 150mm Trays	46.7kg
CTM2/10/8D	8 x 150mm Trays	45.2kg
CTM2/10/8S2D	8 x 100mm, 2 x 150mm Trays	46.0kg



CTM1/14/4S3D



Easy disassembly & cleaning - page 38

Item	Description	Weight
CTM1/14/2S5D	2 x 100mm, 5 x 150mm Trays	36.2kg
CTM1/14/3S4D	3 x 100mm, 4 x 150mm Trays	35.8kg
CTM1/14/4S3D	4 x 100mm, 3 x 150mm Trays	35.4kg
CTM1/14/5S3D	5 x 100mm, 3 x 150mm Trays	37.3kg
CTM1/14/6D	6 x 150mm Trays	35.0kg
CTM1/14/8S1D	8 x 100mm, 1 x 150mm Trays	37.2kg

Caretray Trolleys - Mild Steel, High Level, Single & Double Column

Features

- High level, single & double column easy clean procedure trolleys
- Quick & easy disassembly, assists thorough & deep cleaning
- Fully welded mild steel frame, powder coated in a durable epoxy paint (requires no on-site assembly)
- Recyclable polypropylene one-piece top & side panels, smooth surfaces & radiused edges assists cleaning (compatible with steam cleaning)
- Top Panel - Raised edges on three sides provide defined grab points to act as push handles, whilst an integral rim at the front contains spillages (max load 30kg)
- Side Panels - Incorporate runners with positive stops preventing trays from being accidentally withdrawn (symmetrical design allows tray insertion from either side)
- Carerail fitted to either side support a wide range of accessories
- Translucent, impact-resistant trays & dividers, smooth surfaces & radiused edges assists cleaning (compatible with steam cleaning / high temperature machine washing)
- Trays feature an integral handle with a plastic clip-on label cover (coloured labels supplied - white, blue, green, yellow & red)
- 100 / 150mm deep trays, can be subdivided in both length & width using removable dividers (max load 5kg)
- 2 x long & 2 x short dividers supplied with each tray
- Polyurethane ring buffers offer protection to both the trolley & fabric of the building, smooth surfaces assist cleaning
- 100mm pressed steel castors, 2 off braking

Dimensions (w x d x h)

- Overall Dimensions
 - Single Column - 550 x 550 x 1410mm
 - Double Column - 1005 x 550 x 1410mm
- Plastic Top
 - Single Column - 455 x 455 (internal) at height 1385mm
 - Double Column - 915 x 455 (internal) at height 1385mm
- Trays
 - Shallow Tray - 355 x 405 x 100mm (internal)
 - Deep Tray - 355 x 405 x 150mm (internal)

Standard Colours

- Paint - Spearmint

Options / Accessories

- Locking & Security - page 60
- Carerail Mounted Accessories - page 68
- Castors & Ring Buffers - page 76
- Trays, Shelves, Dividers & Labels - page 77



CTM2/14/10S6D - shown with optional CTD2/14SS
(Double door fitted with Security Seal Lock)



CTM2/14/10S6D

Item	Description	Weight
CTM2/14/4S10D	2 x 100mm, 10 x 150mm Trays	60.6kg
CTM2/14/6S8D	6 x 100mm, 8 x 150mm Trays	62.8kg
CTM2/14/8S6D	8 x 100mm, 6 x 150mm Trays	62.3kg
CTM2/14/10S6D	10 x 100mm, 6 x 150mm Trays	65.0kg
CTM2/14/12D	12 x 150mm Trays	61.3kg
CTM2/14/16S2D	16 x 100mm, 2 x 150mm Trays	66.6kg

Caretray Racks - Mild Steel, Mobile, Single & Double Column



CRMM1/18/6S4D



Easy disassembly & cleaning - page 38

Features

- Mobile, single & double column easy clean racks
- Quick & easy disassembly, assists thorough & deep cleaning
- Fully welded mild steel frame, powder coated in a durable epoxy paint (requires no on-site assembly)
- Recyclable polypropylene one-piece top & side panels, smooth surfaces & radiused edges assists cleaning (compatible with steam cleaning)
 - Top Panel - Raised edges on three sides provide defined grab points to act as push handles, whilst an integral rim at the front contains spillages (max load 30kg)
 - Side Panels - Incorporate runners with positive stops preventing trays from being accidentally withdrawn (symmetrical design allows tray insertion from either side)
- Translucent, impact-resistant trays & dividers, smooth surfaces & radiused edges assists cleaning (compatible with steam cleaning / high temperature machine washing)
- Trays feature an integral handle with a plastic clip-on label cover (coloured labels supplied - white, blue, green, yellow & red)
- 100 / 150mm deep trays, can be subdivided in both length & width using removable dividers (max load 5kg)
- 2 x long & 2 x short dividers supplied with each tray
- Polyurethane ring buffers offer protection to both the rack & fabric of the building, smooth surfaces assist cleaning
- 100mm pressed steel castors, 2 off braking

Dimensions (w x d x h)

- Overall Dimensions
 - Single Column - 550 x 550 x 1782mm
 - Double Column - 1005 x 550 x 1782mm
- Plastic Top
 - Single Column - 455 x 455 (internal) at height 1757mm
 - Double Column - 915 x 455 (internal) at height 1757mm
- Trays
 - Shallow Tray - 355 x 405 x 100mm (internal)
 - Deep Tray - 355 x 405 x 150mm (internal)

Standard Colours

- Paint - Spearmint

Item	Description	Weight
CRMM1/18/2S6D	2 x 100mm, 6 x 150mm Trays	41.2kg
CRMM1/18/3S6D	3 x 100mm, 6 x 150mm Trays	43.6kg
CRMM1/18/4S5D	4 x 100mm, 5 x 150mm Trays	42.3kg
CRMM1/18/5S5D	5 x 100mm, 5 x 150mm Trays	43.8kg
CRMM1/18/6S4D	6 x 100mm, 4 x 150mm Trays	43.4kg
CRMM1/18/8D	8 x 150mm Trays	42.8kg

Options / Accessories

- Castors & Ring Buffers - page 76
- Trays, Shelves, Dividers & Labels - page 77



CRMM2/18/8S10D



CRMM2/18/16D

Item	Description	Weight
CRMM2/18/4S12D	4 x 100mm, 12 x 150mm Trays	73.3kg
CRMM2/18/6S12D	6 x 100mm, 12 x 150mm Trays	76.3kg
CRMM2/18/8S10D	8 x 100mm, 10 x 150mm Trays	74.6kg
CRMM2/18/10S10D	10 x 100mm, 10 x 150mm Trays	77.6kg
CRMM2/18/12S8D	12 x 100mm, 8 x 150mm Trays	76.9kg
CRMM2/18/16D	16 x 150mm Trays	73.8kg



CRMS1/16/6S4D

Item	Description	Weight
CRMS1/16/2S6D	2 x 100mm, 6 x 150mm Trays	38.4kg
CRMS1/16/3S6D	3 x 100mm, 6 x 150mm Trays	39.5kg
CRMS1/16/4S5D	4 x 100mm, 5 x 150mm Trays	39.5kg
CRMS1/16/5S5D	5 x 100mm, 5 x 150mm Trays	41.0kg
CRMS1/16/6S4D	6 x 100mm, 4 x 150mm Trays	40.6kg
CRMS1/16/8D	8 x 150mm Trays	39.6kg



Easy disassembly & cleaning - page 38

Caretray Racks - Mild Steel, Static, Single & Double Column

Features

- Mobile, single & double column easy clean racks
- Quick & easy disassembly, assists thorough & deep cleaning
- Fully welded mild steel frame, powder coated in a durable epoxy paint (requires no on-site assembly)
- Recyclable polypropylene one-piece top & side panels, smooth surfaces & radiused edges assists cleaning (compatible with steam cleaning)
 - Side Panels - Incorporate runners with positive stops preventing trays from being accidentally withdrawn (symmetrical design allows tray insertion from either side)
- Translucent, impact-resistant trays & dividers, smooth surfaces & radiused edges assists cleaning (compatible with steam cleaning / high temperature machine washing)
- Trays feature an integral handle with a plastic clip-on label cover (coloured labels supplied - white, blue, green, yellow & red)
- 100 / 150mm deep trays, can be subdivided in both length & width using removable dividers (max load 5kg)
- 2 x long & 2 x short dividers supplied with each tray
- Adjustable feet allow levelling on uneven floors

Dimensions

- Overall Dimensions
 - Single Column - 536 x 536 x 1670-1685mm
 - Double Column - 995 x 536 x 1670-1685mm
- Plastic Top
 - Single Column - 455 x 455 (internal) at height 1645mm
 - Double Column - 915 x 455 (internal) at height 1645mm
- Trays
 - Shallow Tray - 355 x 405 x 100mm (internal)
 - Deep Tray - 355 x 405 x 150mm (internal)

Standard Colours

- Paint - Spearmint

Options / Accessories

- Trays, Shelves, Dividers & Labels - page 77



CRMS2/16/16D



CRMS2/16/8S10D

Item	Description	Weight
CRMS2/16/4S12D	4 x 100mm, 12 x 150mm Trays	70.2kg
CRMS2/16/6S12D	6 x 100mm, 12 x 150mm Trays	73.2kg
CRMS2/16/8S10D	8 x 100mm, 10 x 150mm Trays	72.3kg
CRMS2/16/10S10D	10 x 100mm, 10 x 150mm Trays	75.3kg
CRMS2/16/12S8D	12 x 100mm, 8 x 150mm Trays	74.6kg
CRMS2/16/16D	16 x 150mm Trays	71.5kg



CTM1/14/3S1D/CTD1/14EPB



HSB



SS



CA



EPB



CTM1/10/3S2D/CTDC1/10SS



CTM2/10/6S4D/CTD2/10EPB



Door Open - CTM1/10/3S2D/CTD1/10EPB

Locking

Features

- Doors available as either
 - Solid Grade Laminate - Single / double column units
 - Clear Acrylic - Single column units only
- Back panels are solid grade laminate, secures the contents of the trolley (removable to assist cleaning)
- Available for both single & double column units (mild & stainless steel)
 - Single Column Units - Single door
 - Double Column Units - Double door, features a return to ensure that only one lock is required to secure both doors
- 270-degree opening hinges allow the doors to fold flat against the sides of the trolley
- Four locking options
 - CAM Lock with Wing Handle - Solid grade laminate / clear acrylic
 - Electronic Push Button Lock - Solid grade laminate / clear acrylic
 - High Security Bolt Lock - Solid grade laminate only
 - Security Seal Lock - Solid grade laminate / clear acrylic
- Factory fitted

CAM Lock with Wing Handle

Features

- Supplied with two keys
- Wing handle can operate independently of the key
- Locks keyed to differ, alike on request



CTM1/08/3S1D/CTD1/08CA



CTM1/10/3S2D/CTDC1/10CA

Description	Solid Grade Laminate	Clear Acrylic	Weight
Low Level, Single Column	CTD1/08CA	CTDC1/08CA	2.7kg
Low Level, Double Column	CTD2/08CA	-	5.3kg
Standard Level, Single Column	CTD1/10CA	CTDC1/10CA	3.5kg
Standard Level, Double Column	CTD2/10CA	-	6.8kg
High Level, Single Column	CTD1/14CA	CTDC1/14CA	5.3kg
High Level, Double Column	CTD2/14CA	-	10.3kg



CTM1/10/3S2D/CTDC1/10EPB



Electronic Push Button Lock

Features

- Uses a 10-button keypad
- Easy programming & code change
- Four operating codes with differing levels of authority - Master / Sub-Master / User / Technician
- User codes are 4 digits
- Master & sub-master codes are 8 digits
- 15,000 openings on 2 x AAA cells (supplied)
- Low battery warning with failure override using 9v battery across LED's (+/-) & master code



CTM1/08/3S1D/CTD1/08EPB

Description	Solid Grade Laminate	Clear Acrylic	Weight
Low Level, Single Column	CTD1/08EPB	CTDC1/08EPB	2.9kg
Low Level, Double Column	CTD2/08EPB	-	5.5kg
Standard Level, Single Column	CTD1/10EPB	CTDC1/10EPB	3.7kg
Standard Level, Double Column	CTD2/10EPB	-	7.0kg
High Level, Single Column	CTD1/14EPB	CTDC1/14EPB	5.5kg
High Level, Double Column	CTD2/14EPB	-	10.5kg

High Security Bolt-Lock

Features

- Supplied with two keys



CTD1/10HSB shown on CTM1/10/3S2D



Description	Solid Grade Laminate	Weight
Low Level, Single Column	CTD1/08HSB	2.9kg
Low Level, Double Column	CTD2/08HSB	5.6kg
Standard Level, Single Column	CTD1/10HSB	3.6kg
Standard Level, Double Column	CTD2/10HSB	7.1kg
High Level, Single Column	CTD1/14HSB	5.3kg
High Level, Double Column	CTD2/14HSB	10.6kg

Security Seal Lock

Features

- Accepts standard plastic security seals (order separately)



CTM1/10/3S2D/CTDC1/10SS




CTM1/08/3S1D/CTD1/08SS

Description	Solid Grade Laminate	Clear Acrylic	Weight
Low Level, Single Column	CTD1/08SS	CTDC1/08SS	2.6kg
Low Level, Double Column	CTD2/08SS		5.2kg
Standard Level, Single Column	CTD1/10SS	CTDC1/10SS	3.7kg
Standard Level, Double Column	CTD2/10SS		6.7kg
High Level, Single Column	CTD1/14SS	CTDC1/14SS	5.2kg
High Level, Double Column	CTD2/14SS		10.2kg

Security Clamp

Features

- Allows the trolley to be secured to the 'fabric of the building'
- Requires no additional keys, utilises the trolleys own locking system
- One end is secured to the wall, the 'hook shaped' end is trapped by the door of the trolley when closed & locked
- Recommended wall fitting height approx. 1000mm



Important Note - Security Clamps

It is a requirement that when the trolley is not in use it should be secured to the 'fabric of the building'. Not only does this prevent casual theft, i.e. trolleys being pushed to an isolated area & broken into, but also encourages good nursing practice, giving the trolley a "permanent home".

'Safe & Secure Handling of Medicines - Royal Pharmaceutical Society, GB-March 2005"

Item	Description	Cable Length	Weight
MT/1/6F	Security Clamp	950mm	0.75kg

Security Seals

Features

- Snap on plastic security seals
- Pack of 100



Item	Description
2PLCO026	Security Seals



Caretray Trolleys & Racks

Features	36	Mild Steel, Low Level Trolleys	50
Disassembly & Cleaning	38	Mild Steel, Standard Level Trolleys	52
Stainless Steel, Low Level Trolleys	40	Mild Steel, High Level Trolleys	54
Stainless Steel, Standard Level Trolleys	42	Mild Steel, Mobile Racks	56
Stainless Steel, High Level Trolleys	44	Mild Steel, Static Racks	58
Stainless Steel, Mobile Racks	46	Accessories	60
Stainless Steel, Static Racks	48		

Features

Carerails

- Fitted to both sides of the trolley, compatible with a wide range of accessories

Frame

- Fully welded eliminating gaps
- 304 grade stainless steel or mild steel that is powder coated in a durable epoxy polyester paint

Side Panels

- One-piece moulding
- Smooth surfaces & rounded edges assist cleaning (compatible with steam cleaning)
- Runners with positive stops prevent trays from being accidentally withdrawn (symmetrical design allows tray insertion from either side)

Easy Clean

- One-piece mouldings
- Smooth surfaces & rounded edges assist cleaning (compatible with steam cleaning)
- Quick & easy tool-less disassembly assists thorough or deep cleaning programmes



CTM1/10/3S2D

Top

- One-piece moulding
- Smooth surfaces & rounded edges assist cleaning (compatible with steam cleaning)
- Raised edges on three sides provides defined grab points to act as push handles, whilst an integral rim at the front contains spillages
- Maximum load 30kg

Trays & Dividers

- Translucent & impact-resistant (100 / 150mm depths)
- Smooth surfaces & rounded edges assist cleaning (compatible with steam cleaning & able to withstand high temperature machine washing)
- Trays feature an integral handle with plastic clip on label cover, (suitable for use with our perforated coloured label strips)
- Trays can be subdivided in both length & width using simple slot in dividers
- Maximum load 5kg

Castors & Ring Buffers

- 100mm pressed steel or polymer castors (model dependant)
- Two braking castors fitted as standard
- Ring buffers offer protection to both the trolley & fabric of the building
- Smooth surfaces assist cleaning

Accessories

The Caretray Trolley has been developed specifically to meet the needs of Healthcare Professionals across a wide variety of disciplines including Minor Treatment, A&E, Theatre, Phlebotomy, ITU & Outpatients. Through a wide range of accessories, you can configure your trolley to suit your specific needs.

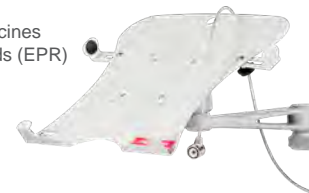
Locking & Security - Page 60

- Solid grade laminate / clear acrylic doors
- Range of locking options
- Security clamp & seals to safeguard contents



Laptop Holders - Page 74

- Suitable for use with Electronic Prescribing & Medicines Administration (EPMA) & Electronic Patient Records (EPR)
- Offers height, rotation & angle adjustment
- Laptop can be secured using a security clamp



Overbridge & Tilt Bins - Page 66

- Provides high level visible storage & assists organisation
- Tilt-bins available with 4, 5 or 6 clear compartments
- Compartments tilt to 45 degrees, to assist access of contents




Castors & Ring Buffers - Page 76

- Range of polymer castors
- Available in various braking & non-braking configurations
- Ring buffers offer protection to both the trolley & fabric of the building



Defibrillator Platform - Page 67

- Compatible with all popular defibrillators
- Adjustable, allowing compatibility with all popular models
- Platform rotates 360 degrees, whilst the arm swings 90 degrees from the worksurface



Trays, Shelves, Dividers & Labels - Page 77

- Additional dividers assist segregation
- Coloured labels ensure that trays can be easily identified
- Flat shelves provide an alternative to trays



Carerail Mounted - Page 68

- An extensive range of accessories can be attached/suspended from the Carerails
- Allows the trolley to be configured to meet specific user requirements
- Accessories range from sharps & glove box holders, catheter racks & waste bins, through to work flaps & suction pump shelves




Disassembly & Cleaning

The design of the trolley allows for quick & easy tool-less disassembly providing access for all areas when conducting thorough or deep cleaning programmes. The simple guide below illustrates the disassembly & re-assembly process...




Remove Trays

Remove the trays from the unit



Remove Top

The top is held in place with two thumb screws, located on the underside of the top. Once removed, the top can be removed with a firm tug



Remove Back Panel (if fitted)

Once the top has been removed, the back panel can be lifted clear of the cross members on the rear of the frame



Remove Side Panels

The side panels are removed by lifting off the positioning inserts. Double height trolleys require thumb screws at the top of the lower panel to be removed.



Clean

The frame, side panels & top can now be cleaned



Reassembly

The trolley is re-assembled by repeating the steps in reverse

Caretray Trolleys - Stainless Steel, Low Level, Single & Double Column



CTS1/08/3S1D

CTS1/08/3S1D - shown with optional
CT/WF, CT/ALC & GMBH/15

Easy disassembly & cleaning - page 38

Features

- Low level, single & double column easy clean procedure trolleys
- Quick & easy disassembly, assists thorough & deep cleaning
- Seamlessly welded, one-piece 304 grade stainless steel frame (requires no on-site assembly)
- Recyclable polypropylene one-piece top & side panels, smooth surfaces & radiused edges assists cleaning (compatible with steam cleaning)
 - Top Panel - Raised edges on three sides provide defined grab points to act as push handles, whilst an integral rim at the front contains spillages (max load 30kg)
 - Side Panels - Incorporate runners with positive stops preventing trays from being accidentally withdrawn (symmetrical design allows tray insertion from either side)
- Carerail fitted to either side support a wide range of accessories
- Translucent, impact-resistant trays & dividers, smooth surfaces & radiused edges assists cleaning (compatible with steam cleaning / high temperature machine washing)
- Trays feature an integral handle with a plastic clip-on label cover (coloured labels supplied - white, blue, green, yellow & red)
- 100 / 150mm deep trays, can be subdivided in both length & width using removable dividers (max load 5kg)
- 2 x long & 2 x short dividers supplied with each tray
- Polyurethane ring buffers offer protection to both the trolley & fabric of the building, smooth surfaces assist cleaning
- 100mm pressed steel castors, 2 off braking

Dimensions (w x d x h)

- Overall Dimensions
 - Single Column - 550 x 550 x 807mm
 - Double Column - 1005 x 550 x 807mm
- Plastic Top
 - Single Column - 455 x 455 (internal) at height 782mm
 - Double Column - 915 x 455 (internal) at height 782mm
- Trays
 - Shallow Tray - 355 x 405 x 100mm (internal)
 - Deep Tray - 355 x 405 x 150mm (internal)

Item	Description	Weight
CTS1/08/1S2D	1 x 100mm, 2 x 150mm Trays	21.2kg
CTS1/08/3D	3 x 150mm Trays	21.5kg
CTS1/08/3S1D	3 x 100mm, 1 x 150mm Trays	22.3kg
CTS1/08/4S	4 x 100mm Trays	21.9kg

Options / Accessories

- Locking & Security - page 60
- Overbridge & Tilt Bins - page 66
- Defibrillator Platform - page 67
- Carerail Mounted - page 68
- Laptop Holders - page 74
- Castors & Ring Buffers - page 76
- Trays, Shelves, Dividers & Labels - page 77



CTS2/08/4S3D



CTS2/08/4S3D - shown with optional
CT/IV, GMBH/15 & CT/ALC

Item	Description	Weight
CTS2/08/3S4D	3 x 100mm, 4 x 150mm Trays	37.3kg
CTS2/08/4S3D	4 x 100mm, 3 x 150mm Trays	36.9kg
CTS2/08/6D	6 x 150mm Trays	36.5kg
CTS2/08/6S2D	6 x 100mm, 2 x 150mm Trays	38.1kg
CTS2/08/7S1D	7 x 100mm, 1 x 150mm Trays	37.7kg
CTS2/08/8S	8 x 100mm Trays	37.3kg

Caretray Trolleys - Stainless Steel, Standard Level, Single & Double Column



CTS1/10/3S2D

CTS1/10/3S2D - shown with optional
CT/IV, CT/CR2, GMBH/15 & CT/ALC

Easy disassembly & cleaning - page 38

Features

- Standard level, single & double column easy clean procedure trolleys
- Quick & easy disassembly, assists thorough & deep cleaning
- Seamlessly welded, one-piece 304 grade stainless steel frame (requires no on-site assembly)
- Recyclable polypropylene one-piece top & side panels, smooth surfaces & radiused edges assists cleaning (compatible with steam cleaning)
 - Top Panel - Raised edges on three sides provide defined grab points to act as push handles, whilst an integral rim at the front contains spillages (max load 30kg)
 - Side Panels - Incorporate runners with positive stops preventing trays from being accidentally withdrawn (symmetrical design allows tray insertion from either side)
- Carerails fitted to either side support a wide range of accessories
- Translucent, impact-resistant trays & dividers, smooth surfaces radiused edges assists cleaning (compatible with steam cleaning / high temperature machine washing)
- Trays feature an integral handle with a plastic clip-on label cover (coloured labels supplied - white, blue, green, yellow & red)
- 100 / 150mm deep trays, can be subdivided in both length & width using removable dividers (max load 5kg)
- 2 x long & 2 x short dividers supplied with each tray
- Polyurethane ring buffers offer protection to both the trolley & fabric of the building, smooth surfaces assist cleaning
- 100mm pressed steel castors, 2 off braking

Dimensions (w x d x h)

- Overall Dimensions
 - Single Column - 550 x 550 x 993mm
 - Double Column - 1005 x 550 x 993mm
- Plastic Top
 - Single Column - 455 x 455 (internal) at height 968mm
 - Double Column - 915 x 455 (internal) at height 968mm
- Trays
 - Shallow Tray - 355 x 405 x 100mm (internal)
 - Deep Tray - 355 x 405 x 150mm (internal)

Item	Description	Weight
CTS1/10/1S3D	1 x 100mm, 3 x 150mm Trays	27.9kg
CTS1/10/3S2D	3 x 100mm, 2 x 150mm Trays	29.0kg
CTS1/10/4D	4 x 150mm Trays	28.3kg
CTS1/10/4S1D	4 x 100mm, 1 x 150mm Trays	28.7kg
CTS1/10/6S	6 x 100mm	29.8kg

Options / Accessories

- Locking & Security - page 60
- Overbridge & Tilt Bins - page 66
- Defibrillator Platform - page 67
- Carerail Mounted - page 68
- Laptop Holders - page 74
- Castors & Ring Buffers - page 76
- Trays, Shelves, Dividers & Labels - page 77



CTS2/10/6S4D



CTS2/10/6S4D - shown with optional
CT/IV, CT/CR2, GMBH/15 & CT/ALC

Item	Description	Weight
CTS2/10/3S6D	3 x 100mm, 6 x 150mm Trays	46.6kg
CTS2/10/4S5D	4 x 100mm, 5 x 150mm Trays	46.2kg
CTS2/10/5S4D	5 x 100mm, 4 x 150mm Trays	45.9kg
CTS2/10/6S4D	6 x 100mm, 4 x 150mm Trays	47.3kg
CTS2/10/8D	8 x 150mm Trays	45.8kg
CTS2/10/8S2D	8 x 100mm, 2 x 150mm Trays	46.6kg



CTS1/14/4S3D

Item	Description	Weight
CTS1/14/2S5D	2 x 100mm, 5 x 150mm Trays	36.2kg
CTS1/14/3S4D	3 x 100mm, 4 x 150mm Trays	35.8kg
CTS1/14/4S3D	4 x 100mm, 3 x 150mm Trays	35.4kg
CTS1/14/5S3D	5 x 100mm, 3 x 150mm Trays	37.8kg
CTS1/14/6D	6 x 150mm Trays	35.0kg
CTS1/14/8S1D	8 x 100mm, 1 x 150mm Trays	37.8kg

Caretray Trolleys - Stainless Steel, High Level, Single & Double Column



CTS1/14/4S3D - shown with optional CT/DH/A4



Easy disassembly & cleaning - page 38

Features

- High level, single & double column easy clean procedure trolleys
- Quick & easy disassembly, assists thorough & deep cleaning
- Seamlessly welded, one-piece 304 grade stainless steel frame (requires no on-site assembly)
- Recyclable polypropylene one-piece top & side panels, smooth surfaces & radiused edges assists cleaning (compatible with steam cleaning)
 - Top Panel - Raised edges on three sides provide defined grab points to act as push handles, whilst an integral rim at the front contains spillages (max load 30kg)
 - Side Panels - Incorporate runners with positive stops preventing trays from being accidentally withdrawn (symmetrical design allows tray insertion from either side)
- Carerail fitted to either side support a wide range of accessories
- Translucent, impact-resistant trays & dividers, smooth surfaces & radiused edges assists cleaning (compatible with steam cleaning / high temperature machine washing)
- Trays feature an integral handle with a plastic clip-on label cover (coloured labels supplied - white, blue, green, yellow & red)
- 100 / 150mm deep trays, can be subdivided in both length & width using removable dividers (max load 5kg)
- 2 x long & 2 x short dividers supplied with each tray
- Polyurethane ring buffers offer protection to both the trolley & fabric of the building, smooth surfaces assist cleaning
- 100mm pressed steel castors, 2 off braking

Dimensions (w x d x h)

- Overall Dimensions
 - Single Column - 550 x 550 x 1410mm
 - Double Column - 1005 x 550 x 1410mm
- Plastic Top
 - Single Column - 455 x 455 (internal) at height 1385mm
 - Double Column - 915 x 455 (internal) at height 1385mm
- Trays
 - Shallow Tray - 355 x 405 x 100mm (internal)
 - Deep Tray - 355 x 405 x 150mm (internal)

Options / Accessories

- Locking & Security - page 60
- Carerail Mounted - page 68
- Castors & Ring Buffers - page 76
- Trays, Shelves, Dividers & Labels - page 77



CTS2/14/10S6D - shown with optional CT/DH/A4



CTS2/14/10S6D

Item	Description	Weight
CTS2/14/4S10D	2 x 100mm, 10 x 150mm Trays	60.6kg
CTS2/14/6S8D	6 x 100mm, 8 x 150mm Trays	62.8kg
CTS2/14/8S6D	8 x 100mm, 6 x 150mm Trays	63.0kg
CTS2/14/10S6D	10 x 100mm, 6 x 150mm Trays	65.0kg
CTS2/14/12D	12 x 150mm Trays	61.3kg
CTS2/14/16S2D	16 x 100mm, 2 x 150mm Trays	66.6kg



CRSM1/18/6S4D



Easy disassembly & cleaning - page 38

Item	Description	Weight
CRSM1/18/2S6D	2 x 100mm, 6 x 150mm Trays	41.7kg
CRSM1/18/3S6D	3 x 100mm, 6 x 150mm Trays	44.1kg
CRSM1/18/4S5D	4 x 100mm, 5 x 150mm Trays	42.8kg
CRSM1/18/5S5D	5 x 100mm, 5 x 150mm Trays	44.3kg
CRSM1/18/6S4D	6 x 100mm, 4 x 150mm Trays	43.9kg
CRSM1/18/8D	8 x 150mm Trays	43.3kg

Caretray Racks - Stainless Steel, Mobile, Single & Double Column

Features

- Mobile, single & double column easy clean racks
- Quick & easy disassembly, assists thorough & deep cleaning
- Seamlessly welded, one-piece 304 grade stainless steel frame (requires no on-site assembly)
- Recyclable polypropylene one-piece top & side panels, smooth surfaces & radiused edges assists cleaning (compatible with steam cleaning)
 - Top Panel - Raised edges on three sides provide defined grab points to act as push handles, whilst an integral rim at the front contains spillages (max load 30kg)
 - Side Panels - Incorporate runners with positive stops preventing trays from being accidentally withdrawn (symmetrical design allows tray insertion from either side)
- Translucent, impact-resistant trays & dividers, smooth surfaces & radiused edges assists cleaning (compatible with steam cleaning / high temperature machine washing)
- Trays feature an integral handle with a plastic clip-on label cover (coloured labels supplied - white, blue, green, yellow & red)
- 100 / 150mm deep trays, can be subdivided in both length & width using removable dividers (max load 5kg)
- 2 x long & 2 x short dividers supplied with each tray
- Polyurethane ring buffers offer protection to both the rack & fabric of the building, smooth surfaces assist cleaning
- 100mm pressed steel castors, 2 off braking

Dimensions (w x d x h)

- Overall Dimensions
 - Single Column - 550 x 550 x 1782mm
 - Double Column - 1005 x 550 x 1782mm
- Plastic Top
 - Single Column - 455 x 455 (internal) at height 1757mm
 - Double Column - 915 x 455 (internal) at height 1757mm
- Trays
 - Shallow Tray - 355 x 405 x 100mm (internal)
 - Deep Tray - 355 x 405 x 150mm (internal)

Options / Accessories

- Castors & Ring Buffers - page 76
- Trays, Shelves, Dividers & Labels - page 77



CRSM2/18/8S10D -
shown with optional C004

Item	Description	Weight
CRSM2/18/4S12D	4 x 100mm, 12 x 150mm Trays	72.1kg
CRSM2/18/6S12D	6 x 100mm, 12 x 150mm Trays	77.1kg
CRSM2/18/8S10D	8 x 100mm, 10 x 150mm Trays	75.4kg
CRSM2/18/10S10D	10 x 100mm, 10 x 150mm Trays	78.4kg
CRSM2/18/12S8D	12 x 100mm, 8 x 150mm Trays	77.7kg
CRSM2/18/16D	16 x 150mm Trays	74.6kg



CRSM2/18/16D



CRSS1/16/6S4D



Easy disassembly & cleaning - page 38

Features

- Static, single & double column easy clean racks
- Quick & easy disassembly, assists thorough & deep cleaning
- Seamlessly welded, one-piece 304 grade stainless steel frame (requires no on-site assembly)
- Recyclable polypropylene one-piece top & side panels, smooth surfaces & radiused edges assists cleaning (compatible with steam cleaning)
 - Side Panels - Incorporate runners with positive stops preventing trays from being accidentally withdrawn (symmetrical design allows tray insertion from either side)
- Translucent, impact-resistant trays & dividers, smooth surfaces & radiused edges assists cleaning (compatible with steam cleaning / high temperature machine washing)
- Trays feature an integral handle with a plastic clip-on label cover (coloured labels supplied - white, blue, green, yellow & red)
- 100 / 150mm deep trays, can be subdivided in both length & width using removable dividers (max load 5kg)
- 2 x long & 2 x short dividers supplied with each tray
- Adjustable feet allow levelling on uneven floors

Dimensions (w x d x h)

- Overall Dimensions
 - Single Column - 536 x 536 x 1685mm
 - Double Column - 995 x 536 x 1685mm
- Plastic Top
 - Single Column - 455 x 455 (internal) at height 1645mm
 - Double Column - 915 x 455 (internal) at height 1645mm
- Trays
 - Shallow Tray - 355 x 405 x 100mm (internal)
 - Deep Tray - 355 x 405 x 150mm (internal)

Item	Description	Weight
CRSS1/16/2S6D	2 x 100mm, 6 x 150mm Trays	38.4kg
CRSS1/16/3S6D	3 x 100mm, 6 x 150mm Trays	40.8kg
CRSS1/16/4S5D	4 x 100mm, 5 x 150mm Trays	39.5kg
CRSS1/16/5S5D	5 x 100mm, 5 x 150mm Trays	41.0kg
CRSS1/16/6S4D	6 x 100mm, 4 x 150mm Trays	40.6kg
CRSS1/16/8D	8 x 150mm Trays	40.0kg

Options / Accessories

- Trays, Shelves, Dividers & Labels - page 77



CRSS2/16/8S10D



CRSS2/16/16D

Item	Description	Weight
CRSS2/16/4S12D	4 x 100mm, 12 x 150mm Trays	71.1kg
CRSS2/16/6S12D	6 x 100mm, 12 x 150mm Trays	74.0kg
CRSS2/16/8S10D	8 x 100mm, 10 x 150mm Trays	72.3kg
CRSS2/16/10S10D	10 x 100mm, 10 x 150mm Trays	75.3kg
CRSS2/16/12S8D	12 x 100mm, 8 x 150mm Trays	74.6kg
CRSS2/16/16D	16 x 150mm Trays	71.5kg

Caretray Trolleys - Mild Steel, Low Level, Single & Double Column



CTM1/08/3S1D

CTM1/08/3S1D - shown with
optional CT/WF, SBH/15 & CT/ALC

Easy disassembly & cleaning - page 38

Features

- Low level, single & double column easy clean procedure trolleys
- Quick & easy disassembly, assists thorough & deep cleaning
- Fully welded mild steel frame, powder coated in a durable epoxy paint (requires no on-site assembly)
- Recyclable polypropylene one-piece top & side panels, smooth surfaces & radiused edges assists cleaning (compatible with steam cleaning)
 - Top Panel - Raised edges on three sides provide defined grab points to act as push handles, whilst an integral rim at the front contains spillages (max load 30kg)
 - Side Panels - Incorporate runners with positive stops preventing trays from being accidentally withdrawn (symmetrical design allows tray insertion from either side)
- Carerail fitted to either side support a wide range of accessories
- Translucent, impact-resistant trays & dividers, smooth surfaces & radiused edges assists cleaning (compatible with steam cleaning / high temperature machine washing)
- Trays feature an integral handle with a plastic clip-on label cover (coloured labels supplied - white, blue, green, yellow & red)
- 100 / 150mm deep trays, can be subdivided in both length & width using removable dividers (max load 5kg)
- 2 x long & 2 x short dividers supplied with each tray
- Polyurethane ring buffers offer protection to both the trolley & fabric of the building, smooth surfaces assist cleaning
- 100mm pressed steel castors, 2 off braking

Dimensions (w x d x h)

- Overall Dimensions
 - Single Column - 550 x 550 x 807mm
 - Double Column - 1005 x 550 x 807mm
- Plastic Top
 - Single Column - 455 x 455 (internal) at height 782mm
 - Double Column - 915 x 455 (internal) at height 782mm
- Trays
 - Shallow Tray - 355 x 405 x 100mm (internal)
 - Deep Tray - 355 x 405 x 150mm (internal)

Standard Colours

- Paint - Spearmint

Item	Description	Weight
CTM1/08/1S2D	1 x 100mm, 2 x 150mm Trays	20.9kg
CTM1/08/3D	3 x 150mm Trays	21.2kg
CTM1/08/3S1D	3 x 100mm, 1 x 150mm Trays	22.0kg
CTM1/08/4S	4 x 100mm Trays	21.6kg

Options / Accessories

- Locking & Security - page 60
- Overbridge & Tilt Bins - page 66
- Defibrillator Platform - page 67
- Carerail Mounted - page 68
- Laptop Holders - page 74
- Castors & Ring Buffers - page 76
- Trays, Shelves, Dividers & Labels - page 77



CTM2/08/4S3D



CTM2/08/4S3D - shown with optional CT/WF, SBH/15, CT/ALC

Item	Description	Weight
CTM2/08/3S4D	3 x 100mm, 4 x 150mm Trays	36.8kg
CTM2/08/4S3D	4 x 100mm, 3 x 150mm Trays	36.4kg
CTM2/08/6D	6 x 150mm Trays	36.0kg
CTM2/08/6S2D	6 x 100mm, 2 x 150mm Trays	37.6kg
CTM2/08/7S1D	7 x 100mm, 1 x 150mm Trays	37.2kg
CTM2/08/8S	8 x 100mm Trays	36.8kg

Caretray Trolleys - Mild Steel, Standard Level, Single & Double Column



CTM1/10/3S2D



Easy disassembly & cleaning - page 38

Features

- Standard level, single & double column easy clean procedure trolleys
- Quick & easy disassembly, assists thorough & deep cleaning
- Fully welded mild steel frame, powder coated in a durable epoxy paint (requires no on-site assembly)
- Recyclable polypropylene one-piece top & side panels, smooth surfaces & radiused edges assists cleaning (compatible with steam cleaning)
 - Top Panel - Raised edges on three sides provide defined grab points to act as push handles, whilst an integral rim at the front contains spillages (max load 30kg)
 - Side Panels - Incorporate runners with positive stops preventing trays from being accidentally withdrawn (symmetrical design allows tray insertion from either side)
- Carerails fitted to either side support a wide range of accessories
- Translucent, impact-resistant trays & dividers, smooth surfaces & radiused edges assists cleaning (compatible with steam cleaning / high temperature machine washing)
- Trays feature an integral handle with a plastic clip-on label cover (coloured labels supplied - white, blue, green, yellow & red)
- 100 / 150mm deep trays, can be subdivided in both length & width using removable dividers (max load 5kg)
- 2 x long & 2 x short dividers supplied with each tray
- Polyurethane ring buffers offer protection to both the trolley & fabric of the building, smooth surfaces assist cleaning
- 100mm pressed steel castors, 2 off braking

Dimensions (w x d x h)

- Overall Dimensions
 - Single Column - 550 x 550 x 993mm
 - Double Column - 1005 x 550 x 993mm
- Plastic Top
 - Single Column - 455 x 455 (internal) at height 968mm
 - Double Column - 915 x 455 (internal) at height 968mm
- Trays
 - Shallow Tray - 355 x 405 x 100mm (internal)
 - Deep Tray - 355 x 405 x 150mm (internal)

Standard Colours

- Paint - Spearmint

Item	Description	Weight
CTM1/10/1S3D	1 x 100mm, 3 x 150mm Trays	27.5kg
CTM1/10/3S2D	3 x 100mm, 2 x 150mm Trays	28.6kg
CTM1/10/4D	4 x 150mm Trays	27.9kg
CTM1/10/4S1D	4 x 100mm, 1 x 150mm Trays	28.3kg
CTM1/10/6S	6 x 100mm	29.4kg

Options / Accessories

- Locking & Security - page 60
- Overbridge & Tilt Bins - page 66
- Defibrillator Platform - page 67
- Carerail Mounted - page 68
- Laptop Holders - page 74
- Castors & Ring Buffers - page 76
- Trays, Shelves, Dividers & Labels - page 77



CTM2/10/6S4D



CTM2/10/6S4D - shown with optional CT/IV, CT/CR2, GMBH/15 & CT/ALC

Item	Description	Weight
CTM2/10/3S6D	3 x 100mm, 6 x 150mm Trays	46.0kg
CTM2/10/4S5D	4 x 100mm, 5 x 150mm Trays	45.6kg
CTM2/10/5S4D	5 x 100mm, 4 x 150mm Trays	45.3kg
CTM2/10/6S4D	6 x 100mm, 4 x 150mm Trays	46.7kg
CTM2/10/8D	8 x 150mm Trays	45.2kg
CTM2/10/8S2D	8 x 100mm, 2 x 150mm Trays	46.0kg



CTM1/14/4S3D



Easy disassembly & cleaning - page 38

Item	Description	Weight
CTM1/14/2S5D	2 x 100mm, 5 x 150mm Trays	36.2kg
CTM1/14/3S4D	3 x 100mm, 4 x 150mm Trays	35.8kg
CTM1/14/4S3D	4 x 100mm, 3 x 150mm Trays	35.4kg
CTM1/14/5S3D	5 x 100mm, 3 x 150mm Trays	37.3kg
CTM1/14/6D	6 x 150mm Trays	35.0kg
CTM1/14/8S1D	8 x 100mm, 1 x 150mm Trays	37.2kg

Caretray Trolleys - Mild Steel, High Level, Single & Double Column

Features

- High level, single & double column easy clean procedure trolleys
- Quick & easy disassembly, assists thorough & deep cleaning
- Fully welded mild steel frame, powder coated in a durable epoxy paint (requires no on-site assembly)
- Recyclable polypropylene one-piece top & side panels, smooth surfaces & radiused edges assists cleaning (compatible with steam cleaning)
- Top Panel - Raised edges on three sides provide defined grab points to act as push handles, whilst an integral rim at the front contains spillages (max load 30kg)
- Side Panels - Incorporate runners with positive stops preventing trays from being accidentally withdrawn (symmetrical design allows tray insertion from either side)
- Carerail fitted to either side support a wide range of accessories
- Translucent, impact-resistant trays & dividers, smooth surfaces & radiused edges assists cleaning (compatible with steam cleaning / high temperature machine washing)
- Trays feature an integral handle with a plastic clip-on label cover (coloured labels supplied - white, blue, green, yellow & red)
- 100 / 150mm deep trays, can be subdivided in both length & width using removable dividers (max load 5kg)
- 2 x long & 2 x short dividers supplied with each tray
- Polyurethane ring buffers offer protection to both the trolley & fabric of the building, smooth surfaces assist cleaning
- 100mm pressed steel castors, 2 off braking

Dimensions (w x d x h)

- Overall Dimensions
 - Single Column - 550 x 550 x 1410mm
 - Double Column - 1005 x 550 x 1410mm
- Plastic Top
 - Single Column - 455 x 455 (internal) at height 1385mm
 - Double Column - 915 x 455 (internal) at height 1385mm
- Trays
 - Shallow Tray - 355 x 405 x 100mm (internal)
 - Deep Tray - 355 x 405 x 150mm (internal)

Standard Colours

- Paint - Spearmint

Options / Accessories

- Locking & Security - page 60
- Carerail Mounted Accessories - page 68
- Castors & Ring Buffers - page 76
- Trays, Shelves, Dividers & Labels - page 77



CTM2/14/10S6D - shown with optional CTD2/14SS
(Double door fitted with Security Seal Lock)



CTM2/14/10S6D

Item	Description	Weight
CTM2/14/4S10D	2 x 100mm, 10 x 150mm Trays	60.6kg
CTM2/14/6S8D	6 x 100mm, 8 x 150mm Trays	62.8kg
CTM2/14/8S6D	8 x 100mm, 6 x 150mm Trays	62.3kg
CTM2/14/10S6D	10 x 100mm, 6 x 150mm Trays	65.0kg
CTM2/14/12D	12 x 150mm Trays	61.3kg
CTM2/14/16S2D	16 x 100mm, 2 x 150mm Trays	66.6kg

Caretray Racks - Mild Steel, Mobile, Single & Double Column



CRMM1/18/6S4D



Easy disassembly & cleaning - page 38

Features

- Mobile, single & double column easy clean racks
- Quick & easy disassembly, assists thorough & deep cleaning
- Fully welded mild steel frame, powder coated in a durable epoxy paint (requires no on-site assembly)
- Recyclable polypropylene one-piece top & side panels, smooth surfaces & radiused edges assists cleaning (compatible with steam cleaning)
 - Top Panel - Raised edges on three sides provide defined grab points to act as push handles, whilst an integral rim at the front contains spillages (max load 30kg)
 - Side Panels - Incorporate runners with positive stops preventing trays from being accidentally withdrawn (symmetrical design allows tray insertion from either side)
- Translucent, impact-resistant trays & dividers, smooth surfaces & radiused edges assists cleaning (compatible with steam cleaning / high temperature machine washing)
- Trays feature an integral handle with a plastic clip-on label cover (coloured labels supplied - white, blue, green, yellow & red)
- 100 / 150mm deep trays, can be subdivided in both length & width using removable dividers (max load 5kg)
- 2 x long & 2 x short dividers supplied with each tray
- Polyurethane ring buffers offer protection to both the rack & fabric of the building, smooth surfaces assist cleaning
- 100mm pressed steel castors, 2 off braking

Dimensions (w x d x h)

- Overall Dimensions
 - Single Column - 550 x 550 x 1782mm
 - Double Column - 1005 x 550 x 1782mm
- Plastic Top
 - Single Column - 455 x 455 (internal) at height 1757mm
 - Double Column - 915 x 455 (internal) at height 1757mm
- Trays
 - Shallow Tray - 355 x 405 x 100mm (internal)
 - Deep Tray - 355 x 405 x 150mm (internal)

Standard Colours

- Paint - Spearmint

Item	Description	Weight
CRMM1/18/2S6D	2 x 100mm, 6 x 150mm Trays	41.2kg
CRMM1/18/3S6D	3 x 100mm, 6 x 150mm Trays	43.6kg
CRMM1/18/4S5D	4 x 100mm, 5 x 150mm Trays	42.3kg
CRMM1/18/5S5D	5 x 100mm, 5 x 150mm Trays	43.8kg
CRMM1/18/6S4D	6 x 100mm, 4 x 150mm Trays	43.4kg
CRMM1/18/8D	8 x 150mm Trays	42.8kg

Options / Accessories

- Castors & Ring Buffers - page 76
- Trays, Shelves, Dividers & Labels - page 77



CRMM2/18/8S10D



CRMM2/18/16D

Item	Description	Weight
CRMM2/18/4S12D	4 x 100mm, 12 x 150mm Trays	73.3kg
CRMM2/18/6S12D	6 x 100mm, 12 x 150mm Trays	76.3kg
CRMM2/18/8S10D	8 x 100mm, 10 x 150mm Trays	74.6kg
CRMM2/18/10S10D	10 x 100mm, 10 x 150mm Trays	77.6kg
CRMM2/18/12S8D	12 x 100mm, 8 x 150mm Trays	76.9kg
CRMM2/18/16D	16 x 150mm Trays	73.8kg



CRMS1/16/6S4D

Item	Description	Weight
CRMS1/16/2S6D	2 x 100mm, 6 x 150mm Trays	38.4kg
CRMS1/16/3S6D	3 x 100mm, 6 x 150mm Trays	39.5kg
CRMS1/16/4S5D	4 x 100mm, 5 x 150mm Trays	39.5kg
CRMS1/16/5S5D	5 x 100mm, 5 x 150mm Trays	41.0kg
CRMS1/16/6S4D	6 x 100mm, 4 x 150mm Trays	40.6kg
CRMS1/16/8D	8 x 150mm Trays	39.6kg



Easy disassembly & cleaning - page 38

Caretray Racks - Mild Steel, Static, Single & Double Column

Features

- Mobile, single & double column easy clean racks
- Quick & easy disassembly, assists thorough & deep cleaning
- Fully welded mild steel frame, powder coated in a durable epoxy paint (requires no on-site assembly)
- Recyclable polypropylene one-piece top & side panels, smooth surfaces & radiused edges assists cleaning (compatible with steam cleaning)
 - Side Panels - Incorporate runners with positive stops preventing trays from being accidentally withdrawn (symmetrical design allows tray insertion from either side)
- Translucent, impact-resistant trays & dividers, smooth surfaces & radiused edges assists cleaning (compatible with steam cleaning / high temperature machine washing)
- Trays feature an integral handle with a plastic clip-on label cover (coloured labels supplied - white, blue, green, yellow & red)
- 100 / 150mm deep trays, can be subdivided in both length & width using removable dividers (max load 5kg)
- 2 x long & 2 x short dividers supplied with each tray
- Adjustable feet allow levelling on uneven floors

Dimensions

- Overall Dimensions
 - Single Column - 536 x 536 x 1670-1685mm
 - Double Column - 995 x 536 x 1670-1685mm
- Plastic Top
 - Single Column - 455 x 455 (internal) at height 1645mm
 - Double Column - 915 x 455 (internal) at height 1645mm
- Trays
 - Shallow Tray - 355 x 405 x 100mm (internal)
 - Deep Tray - 355 x 405 x 150mm (internal)

Standard Colours

- Paint - Spearmint

Options / Accessories

- Trays, Shelves, Dividers & Labels - page 77



CRMS2/16/16D



CRMS2/16/8S10D

Item	Description	Weight
CRMS2/16/4S12D	4 x 100mm, 12 x 150mm Trays	70.2kg
CRMS2/16/6S12D	6 x 100mm, 12 x 150mm Trays	73.2kg
CRMS2/16/8S10D	8 x 100mm, 10 x 150mm Trays	72.3kg
CRMS2/16/10S10D	10 x 100mm, 10 x 150mm Trays	75.3kg
CRMS2/16/12S8D	12 x 100mm, 8 x 150mm Trays	74.6kg
CRMS2/16/16D	16 x 150mm Trays	71.5kg



CTM1/14/3S1D/CTD1/14EPB



HSB



SS



CA



EPB



CTM1/10/3S2D/CTDC1/10SS



CTM2/10/6S4D/CTD2/10EPB



Door Open - CTM1/10/3S2D/CTD1/10EPB

Locking

Features

- Doors available as either
 - Solid Grade Laminate - Single / double column units
 - Clear Acrylic - Single column units only
- Back panels are solid grade laminate, secures the contents of the trolley (removable to assist cleaning)
- Available for both single & double column units (mild & stainless steel)
 - Single Column Units - Single door
 - Double Column Units - Double door, features a return to ensure that only one lock is required to secure both doors
- 270-degree opening hinges allow the doors to fold flat against the sides of the trolley
- Four locking options
 - CAM Lock with Wing Handle - Solid grade laminate / clear acrylic
 - Electronic Push Button Lock - Solid grade laminate / clear acrylic
 - High Security Bolt Lock - Solid grade laminate only
 - Security Seal Lock - Solid grade laminate / clear acrylic
- Factory fitted

CAM Lock with Wing Handle

Features

- Supplied with two keys
- Wing handle can operate independently of the key
- Locks keyed to differ, alike on request



CTM1/08/3S1D/CTD1/08CA



CTM1/10/3S2D/CTDC1/10CA

Description	Solid Grade Laminate	Clear Acrylic	Weight
Low Level, Single Column	CTD1/08CA	CTDC1/08CA	2.7kg
Low Level, Double Column	CTD2/08CA	-	5.3kg
Standard Level, Single Column	CTD1/10CA	CTDC1/10CA	3.5kg
Standard Level, Double Column	CTD2/10CA	-	6.8kg
High Level, Single Column	CTD1/14CA	CTDC1/14CA	5.3kg
High Level, Double Column	CTD2/14CA	-	10.3kg



CTM1/10/3S2D/CTDC1/10EPB



Electronic Push Button Lock

Features

- Uses a 10-button keypad
- Easy programming & code change
- Four operating codes with differing levels of authority - Master / Sub-Master / User / Technician
- User codes are 4 digits
- Master & sub-master codes are 8 digits
- 15,000 openings on 2 x AAA cells (supplied)
- Low battery warning with failure override using 9v battery across LED's (+/-) & master code



CTM1/08/3S1D/CTD1/08EPB

Description	Solid Grade Laminate	Clear Acrylic	Weight
Low Level, Single Column	CTD1/08EPB	CTDC1/08EPB	2.9kg
Low Level, Double Column	CTD2/08EPB	-	5.5kg
Standard Level, Single Column	CTD1/10EPB	CTDC1/10EPB	3.7kg
Standard Level, Double Column	CTD2/10EPB	-	7.0kg
High Level, Single Column	CTD1/14EPB	CTDC1/14EPB	5.5kg
High Level, Double Column	CTD2/14EPB	-	10.5kg

High Security Bolt-Lock

Features

- Supplied with two keys



CTD1/10HSB shown on CTM1/10/3S2D



Description	Solid Grade Laminate	Weight
Low Level, Single Column	CTD1/08HSB	2.9kg
Low Level, Double Column	CTD2/08HSB	5.6kg
Standard Level, Single Column	CTD1/10HSB	3.6kg
Standard Level, Double Column	CTD2/10HSB	7.1kg
High Level, Single Column	CTD1/14HSB	5.3kg
High Level, Double Column	CTD2/14HSB	10.6kg

Security Seal Lock

Features

- Accepts standard plastic security seals (order separately)



CTM1/10/3S2D/CTDC1/10SS



CTM1/08/3S1D/CTD1/08SS

Description	Solid Grade Laminate	Clear Acrylic	Weight
Low Level, Single Column	CTD1/08SS	CTDC1/08SS	2.6kg
Low Level, Double Column	CTD2/08SS		5.2kg
Standard Level, Single Column	CTD1/10SS	CTDC1/10SS	3.7kg
Standard Level, Double Column	CTD2/10SS		6.7kg
High Level, Single Column	CTD1/14SS	CTDC1/14SS	5.2kg
High Level, Double Column	CTD2/14SS		10.2kg

Security Clamp

Features

- Allows the trolley to be secured to the 'fabric of the building'
- Requires no additional keys, utilises the trolleys own locking system
- One end is secured to the wall, the 'hook shaped' end is trapped by the door of the trolley when closed & locked
- Recommended wall fitting height approx. 1000mm



Important Note - Security Clamps

It is a requirement that when the trolley is not in use it should be secured to the 'fabric of the building'. Not only does this prevent casual theft, i.e. trolleys being pushed to an isolated area & broken into, but also encourages good nursing practice, giving the trolley a "permanent home".


'Safe & Secure Handling of Medicines - Royal Pharmaceutical Society, GB-March 2005"

Item	Description	Cable Length	Weight
MT/1/6F	Security Clamp	950mm	0.75kg

Security Seals

Features

- Snap on plastic security seals
- Pack of 100



Item	Description
2PLCO026	Security Seals

Overbridge

Features

- Attaches to the rear uprights of the trolley (increases overall height by 625mm)
- Available as either painted mild steel or self-colour stainless steel
- Provides a fixing location for tilt bins (order separately)
- Compatible with single column trolleys only
- Factory fitted only

Standard Colours

- Paint - Grey White
- Stainless Steel - Self Colour



CTRESUM1/10/3S2D/SS fitted with
CT/OB/MS, TBIN4/MS, TBIN5/MS & TBIN6/MS

Item	Description	Weight
CT/OB/MS	Overbridge - Mild Steel	2.0kg
CT/OB/SS	Overbridge - Stainless Steel	2.0kg

Tilt Bins

Features

- Available with 4, 5 or 6 compartments
- Clear bins provide visible storage & assists organisation
- Bins tilt to 45° allowing easy access of contents, & can be removed to assist refilling / cleaning
- Label holder for easy identification
- Retaining bar secures bins in place, preventing from tipping forward during transit
- Supplied with a mild / stainless steel mounting

Dimensions (w x d x h)


- TBIN4 - 143 x 127 x 190mm
- TBIN5 - 108 x 95 x 146mm
- TBIN6 - 89 x 67 x 95mm

Standard Colours

- Plastic - Cream
- Paint - Grey White
- Stainless Steel - Self Colour



Label Holder



Tilts to 45°

Mild Steel	Stainless Steel	Description	Dimensions (w x d x h)	Weight
TBIN4/MS	TBIN4/SS	Four Compartment	600 x 171 x 207mm	2.3kg
TBIN5/MS	TBIN5/SS	Five Compartment	600 x 135 x 164mm	1.6kg
TBIN6/MS	TBIN6/SS	Six Compartment	600 x 93 x 113mm	0.9kg

Adjustable Defibrillator Platform

Features

- Compatible with all popular defibrillators
- Defibrillator supported on a 365mm wide platform & is held securely in place using a clamp (adjusts using a handwheel 205 - 380mm)
- Platform mounted on an arm that swings 90 degrees from the worksurface & can be locked in position using a tensioning knob (rotates 360 degrees)
- Base of platform sits 130mm above the top of the trolley
- Fitted to the rear left hand upright of the trolley
- Maximum capacity 6kg
- Factory fitted

Standard Colours

- Paint - Grey White

Dimensions (w x d x h)

- 477 x 365 x 642mm (increases overall height by 170mm)



Item	Description	Weight
CT/DEFIB	Adjustable Defibrillator Platform	5.5kg

Carerail Mounted

Alcohol Gel Holder

Features

- Accepts bottles with 90 x 90mm square base
- Fitted with a 15mm hook

Standard Colours

- Paint - Grey White

Dimensions (w x d x h)

- 95 x 110 x 115mm



Item	Description	Weight
CT/ALC	Alcohol Gel Holder	0.3kg

Airway Tube Holder

Features

- Internal dimensions of holder 95 x 50 x 510mm
- Outer sleeve removable for cleaning
- Fitted with a 15mm hook

Standard Colours

- Paint - Grey White

Dimensions (w x d x h)

- 140 x 70 x 555mm



Item	Description	Weight
CT/AIR	Airway Tube Holder	1.4kg

Debris Bin & Bracket

Features

- Plastic debris bin & bracket
- Fitted with a 15mm hook

Standard Colours

- Paint - Grey White

Dimensions (w x d x h)

- Overall Dimensions - 210 x 164 x 109mm
- Internal Dimensions - 195 x 130 x 95mm



Item	Description	Weight
CT/BIN	Debris Bin & Bracket	0.4kg

Bowl Support & Bracket

Features

- Suitable for use with 360mm diameter stainless or polythene bowls (order separately)
- Bowl retaining ring fitted with removable anti-static spiral buffers to support bowls

Standard Colours

- Paint - Grey White
- Stainless Steel

Dimensions (w x d x h)

- 510 x 360 x 325mm

Accessories

- 2MECO079 - 360mm Diameter, Stainless Steel Bowl
- 2PLCO054 - 360mm Diameter, Polythene Bowl



Item	Description	Weight
CT/BOW	Bowl Support & Bracket	2.5kg

Bucket Support & Bracket

Features

- Suitable for use with 15-litre graduated stainless steel buckets (order separately)
- Bucket retaining ring fitted with removable anti-static spiral buffers to support the bucket

Standard Colours

- Paint - Grey White
- Stainless Steel

Dimensions (w x d x h)

- 510 x 360 x 335mm

Accessories

- 2MECO081 - 15-litre Graduated Stainless Steel Bucket



Item	Description	Weight
CT/BUC	Bucket Support & Bracket	3.9kg

Document Holder

Features

- Suitable for A4 ring binders or foolscap notes (pocket size 274 x 63mm)
- Fitted with a 15mm hook

Standard Colours

- Paint - Grey White

Dimensions (w x d x h)

- 275 x 82 x 402mm



Item	Description	Weight
CT/DH/A4	Document Holder	1.7kg

Catheter Racks

Features

- Available with 2 or 5 sections
- Clear perspex panel provides visibility of contents, & can be removed to assist cleaning
- Fitted with a 15mm hook

Standard Colours

- Paint - Grey White

Dimensions (w x d x h)

- Sections - 64 x 75 x 400mm (internal)



Item	Description	Dimensions (w x d x h)	Weight
CT/CR2	Two Section	130 x 108 x 405mm	1.4kg
CT/CR5	Five Section	325 x 108 x 405mm	3.0kg

Cylinder Holder, C/CD/D Size

Features

- Compatible with C/CD/D size cylinders (max diameter 100mm)
- Cylinder held in position using a chain, whilst a rubber pad protects wear points & reduces noise

Standard Colours

- Paint - Grey White

Dimensions (w x d x h)

- 145 x 135 x 400mm



Oxygen cylinder not supplied

Item	Description	Weight
CT/CYD	Cylinder Holder, C/CD/D Size	1.4kg

Infusion Pole & Bracket

Features

- Two hook infusion pole & bracket (pole length 1,160mm)
- Attaches to upper carerail
- Maximum capacity on hooks 2kg

Standard Colours

- Paint - Grey White
- Stainless Steel

Dimensions (w x d x h)

- 238 x 104 x 1160mm



Item	Description	Weight
CT/IV	Infusion Pole & Bracket	1.6kg

Phlebotomy Armrest

Features

- Fully adjustable easy clean moulded polyurethane armrest
- Attaches to lower carerail

Standard Colours

- Paint - Grey White
- Stainless Steel

Dimensions (w x d x h)

- Armrest Pad - 350 x 120 x 40mm



Item	Description	Weight
CT/PARM	Phlebotomy Armrest	2.1kg

Sharps Box Bracket, Universal

Features


- Compatible with the following brackets (customer to supply & fit the plastic brackets - fixings provided)
- Daniels Healthcare
 - POUNDS® Wall-Bracket (up to 5L) - SHARPSGUARD® mini, 1, 2.5, 3.75, 5 & com plus
 - POUNDS® Wall-Bracket (7L & above) - SHARPSGUARD® 7, 11.5 & 22
- Frontier (Sharpsafe) - 2, 3, 4 & 7
- Sharpak Healthcare - Sharpak 18, 35, 60, 120 & 220 PLUS
- Fitted with a 15mm hook

Standard Colours

- Paint - Grey White

Dimensions (w x d x h)

- 75 x 32 x 152mm



Plastic brackets not supplied

Item	Description	Weight
CT/SBB/15	Sharps Box Bracket, Universal	0.2kg

Suction Pump Shelf

Features

- Compatible with all popular suction pumps
- Shelf provides an area 415 x 300mm (w x d)
- 30mm upstand at front of shelf
- Corner bumpers offer protection to both the trolley & fabric of the building
- Floor to base of shelf at height - 180mm
- Maximum capacity - 15kg

Standard Colours

- Paint - Grey White

Dimensions (w x d x h)

- 460 x 245 x 390mm



Item	Description	Weight
CT/SPS	Suction Pump Shelf	5.0kg

Waste Bin & Bracket

Features

- 8 litre plastic swing bin & metal support frame
- Fitted with a 15mm hook

Standard Colours

- Paint - Grey White
- Bin - Cream

Dimensions (w x d x h)

- 8 Litre Plastic Swing Bin - 220 x 190 x 370mm



Item	Description	Weight
CT/WB	Waste Bin & Bracket	0.6kg

Work Flap

Features

- Fold down flap (provides work area 300 x 455mm)
- Machined from solid grade laminate allowing for easy cleaning
- Maximum capacity 2kg

Standard Colours

- Paint - Grey White
- Solid Grade Laminate - Grey White

Dimensions (w x d x h)

- 325 x 465 x 70mm



Item	Description	Weight
CT/WF	Work Flap	3.2kg

Apron Dispenser, Roll

Features

- Suitable for use with roll type aprons, maximum width 415mm
- Fitted with a 15mm hook

Standard Colours

- Paint - Grey White

Dimensions (w x d x h)

- 434 x 187 x 222mm



Item	Description	Weight
DAR/1/15	Apron Dispenser, Roll	2.2kg

Glove, Mask Box Holder, One Box

Features

- Accommodates glove & mask boxes up to 150mm in width
- Box presented in portrait orientation
- Fitted with a 15mm square hook

Standard Colours

- Paint - Grey White

Dimensions (w x d x h)

- GMBH/15 - 143 x 122 x 177mm



Item	Description	Weight
GMBH/15	One Box, 15mm Square Hook	0.6kg

Glove, Mask Box Holder, Three Box

Features

- Plastic coated wire frame
- Accommodates glove & mask boxes up to 150mm in width
- Boxes presented in landscape orientation
- Fitted with a 15mm square hook

Standard Colours

- Paint - White

Dimensions (w x d x h)

- DG/3/15 - 290 x 141 x 405mm



Item	Description	Weight
DG/3/15	Three Box, 15mm Square Hook	0.8kg

Sharps Box Holder

Features

- Accepts sharps boxes up to seven litres capacity
- Sharps box secured using a rubber band fitted with a toggle
- Fitted with a 15mm hook

Standard Colours

- Paint - Grey White

Dimensions (w x d x h)

- 127 x 118 x 230mm



Item	Description	Weight
SBH/15	Sharps Box Holder	0.5kg



Laptop Holder, Removeable, Swing Arm

Features

- Three section swing arm offering height, rotation & angle adjustment
- Compatible with all standard height trolleys
- Fitted to the rear right upright of the trolley
- Laptop supported in a cradle, fitted with adjustable wing arms
- Laptop can be secured using a security clamp (supplied)*
- Adjustable to accept laptops 280 - 435 x 22mm (w x h)
- Maximum capacity 2.0kg
- Design allows easy access to laptop ports

*Not compatible with Dell laptops using the N17 wedge lock system

Standard Colours

- Paint - Grey White



Item	Description	Weight
CT/LHR/S	Removable, Swing Arm	5.4kg

Laptop Holder, Non-Removeable, Swing Arm

Features

- Three section swing arm offering height, rotation & angle adjustment
- Compatible with all standard height trolleys
- Fitted to the rear right upright of the trolley
- Laptop supported in a cradle fitted with a steel mounting bracket, fixed using either nyloc or wing nuts
- Laptop can be secured using a security clamp (supplied)*
- Adjustable to accept laptops 280 - 435 x 22mm (w x h)
- Maximum capacity 2.0kg
- Design allows easy access to laptop ports

*Not compatible with Dell laptops using the N17 wedge lock system

Standard Colours

- Paint - Grey White



Item	Description	Weight
CT/LHNR/S	Non-Removable, Swing Arm	5.7kg



C004

Polymer Castors

Features

- Offers reduced rolling resistance making the trolley easier to manoeuvre & lowers noise levels
- Smooth surfaces assist cleaning
- Supplied as a set of 4 castors
 - 2 x braking / 2 x non-braking
 - 4 x braking
 - 4 x non-braking
- Factory fitted only

Item	Description	Weight
C004	100mm, Grey White Polymer, 2 x Braking / 2 x Non-Braking (set of 4)	2.0kg
C005	100mm, Grey White Polymer, 4 x Braking (set of 4)	2.0kg
C006	100mm, Grey White Polymer, 4 x Non-Braking (set of 4)	2.0kg



Ring Buffers

Features

- Set of four ring buffers
- Offers protection to both the trolley & fabric of the building
- Increases the length & width of trolley by approx. 80mm
- Factory fitted



Item	Description	Weight
ZP010	Ring Buffers (set of four)	0.3kg

Trays

Features

- 100/150mm deep translucent high impact plastic trays with integral handle (max load per tray 5kg)
- Each tray is supplied with plastic clip on label cover & four removable dividers (2 x long & 2 x short)
- Trays are supplied without coloured label strips (see CT/LAB)

Internal Dimensions (w x d x h)

- CT/TRAY/S - 355 x 405 x 100mm
- CT/TRAY/D - 355 x 405 x 150mm



Item	Description	Weight
CT/TRAY/S	100mm Shallow Tray	1.5kg
CT/TRAY/D	150mm Deep Tray	1.8kg

Dividers

Features

- 100/150mm deep translucent dividers
- Supplied as a set of 2 x long & 2 x short



Item	Description	Weight
CT/DIV/S	Set of 4 dividers for 100mm Shallow Tray	0.6kg
CT/DIV/D	Set of 4 dividers for 150mm Deep Tray	0.4kg

Labels, Coloured

Features

- Coloured labels - Red / Yellow / Green / Blue / White
- Labels position beneath the clip-on label cover on the plastic trays
- Supplied as a set of 6 sheets



Item	Description
CT/LAB	Labels - Coloured

Labels, Sepsis Six

Features

- Labels to support the delivery of 'The Sepsis Six'
- Printed Oxygen / Blood Cultures / Intravenous Antibiotics / Intravenous Fluid / Haemoglobin & Lactates / Urine Measurement
- Labels position beneath the clip-on label cover on the plastic trays
- Supplied as a set of 6 labels



Item	Description
CT/LAB/SEP	Labels - Sepsis Six

Flat Shelf, Removable

Features

- Solid grade laminate (max load per shelf 5kg)
- Supported on the runner guides (non-pull out)

Standard Colours

- Solid Grade Laminate - Grey White

Dimensions (w x d x h)

- 413 x 457 x 4mm



Item	Description	Weight
CT/FS	Flat Shelf - Removable	1.1kg

sales@bristolmaid.com

Full Width Shelf, Removable

Features

- Solid grade laminate (max load per shelf 5kg)
- Supported on the trolley frame

Standard Colours

- Solid Grade Laminate - Grey White

Dimensions (w x d x h)

- Overall Dimensions - 480 x 480 x 4mm



Item	Description	Weight
CT/FWS	Full Width Shelf, Removable	1.3kg

www.bristolmaid.com