



# Bariatric Equipment

Folding Wheelchairs	8
Portering Chairs	10
Mobile Shower / Commode Chairs	11
Bariatric Shower Chairs	12
Shower / Commode Chairs	14
Chairs	15
Rollators & Training Suits	17



Disc-Brake Lever

5X-0100-061-000/K



Universal Table



IV & O<sup>2</sup> Holder



Elevating Calf Support

## Bariatric Folding Wheelchair - Minimaxx & Disc

### Features

- Maximum capacity 325kg
- Powder coated chromium molybdenum steel frame
- Rigid folding mechanism
- Low seat height to assist access
- Viscoelastic foam cushion with two way stretch vapour permeable incontinence cover and non-slip base
- Padded push handles to assist the attendant/porter
- Puncture proof wheels & castors
- Parking brakes as standard/optional disc brake for improved control
- Side/width adjustable polyurethane moulded footrests, 100kg capacity

### Dimensions (w x d x h)

- Seat Width - 610/710mm
- Seat Height - 430mm
- Seat Depth - 460mm
- Backrest Height - 510mm

### Options / Accessories

- 5X-0100-099-005 - Butterfly Armrests, Pair
- 5X-0100-099-006 - Angled Armrests, Pair
- 5X-0156-099-030 - Elevating Calf Support, Right Hand
- 5X-0156-099-031 - Elevating Calf Support, Left Hand
- 5X-0100-099-001 - Universal Table
- 5X-0100-099-020 - IV & O<sub>2</sub> Holder, 100mm Dia

### Spares

- 5X-0230-061-045 - Viscoelastic Cushion with Incontinence Cover, 610mm
- 5X-0230-071-045 - Viscoelastic Cushion with Incontinence Cover, 710mm

Item	Description	Overall Dimensions (w x d x h)	Weight
5X-0100-061-000/K	Minimaxx, 610mm	850 x 1100 x 990mm	27.0kg
5X-0100-071-000/K	Minimaxx, 710mm	950 x 1100 x 990mm	27.5kg
5X-0109-061-000/K	Minimaxx Disc, 610mm	850 x 1100 x 990mm	28.0kg
5X-0109-071-000/K	Minimaxx Disc, 710mm	950 x 1100 x 990mm	28.5kg

# Bariatric Folding Wheelchair - Minimaxx Push Motor



## Features

- Maximum capacity 325kg
- Powder coated chromium molybdenum steel frame
- Rigid folding mechanism
- Low seat height to assist access
- Viscoelastic foam cushion with two way stretch vapour permeable incontinence cover and non-slip base
- Padded push handles to assist the attendant/porter
- Puncture proof wheels & castors
- Parking brakes as standard/optional disc brake for improved control
- Side/width adjustable polyurethane moulded footrests, 100kg capacity
- Push motor to assist the attendant/porter, reduces the risk of sore shoulders & stress on wrists
- Compatible on flat surfaces up to 5 degrees
- Operated using a control panel fitted to the handle, offering drive & reverse modes with speed control from 0.6-3.1mph
- One charge provides a range of 2.75miles
- Supplied with one removable battery and charger (battery has to be removed from the unit when charging)

## Dimensions (w x d x h)

- Seat Width - 610/710mm
- Seat Height - 430mm
- Seat Depth - 460mm
- Backrest Height - 510mm

## Options / Accessories

- 5X-0100-099-005 - Butterfly Armrests, Pair
- 5X-0100-099-006 - Angled Armrests, Pair
- 5X-0156-099-030 - Elevating Calf Support, Right Hand
- 5X-0156-099-031 - Elevating Calf Support, Left Hand
- 5X-0100-099-001 - Universal Table
- 5X-0100-099-020 - IV & O2 Holder, 100mm Dia

## Spares

- 5X-0230-061-045 - Viscoelastic Cushion with Incontinence Cover, 610mm
- 5X-0230-071-045 - Viscoelastic Cushion with Incontinence Cover, 710mm



5X-0110-061-000/K



Push Motor



Handle Mounted Control Panel

Item	Description	Overall Dimensions (w x d x h)	Weight
5X-0110-061-000/K	Minimaxx, Push Motor, 610mm	850 x 1100 x 990mm	50.0kg
5X-0110-071-000/K	Minimaxx, Push Motor, 710mm	950 x 1100 x 990mm	50.5kg



G/500/RS/VBB

**Features**

- Maximum capacity 380kg
- Seamless & contoured upholstery using flame retardant vinyl
- Moulded drop down arm rests allows side access for patients and helpers
- Sliding rubber foot rest aids access as well as supporting feet during transit
- X-ray/notes pocket on rear of seat
- Two hooks for patients belongings
- Fittings to accept IV poles mounted to rear uprights
- Retractable diagonal seatbelt
- 200mm fixed wheels/200mm total stop braking castors (cushioned)
- We recommend that two members of staff are in attendance when used with a patient in excess of 190kg

**Dimensions (w x d x h)**

- Overall Dimensions - 930 x 1000 x 1090mm
- Seat Width 740mm
- Seat Height 530mm
- Seat Depth 670mm
- Backrest Height 480mm

**Standard Colours**


- Paint - Grey
- Upholstery - Bristol Blue

**Options / Accessories**

- G/500/CYL - Cylinder Holder, CD/D
- G/CLS/500 - Calf/Leg Supports (pair)
- G/DP - Infusion Pole
- G/CARD/STATION - Head of Station
- G/CARD/LOCK - Card/Coin Lock, Factory Fitted
- 2LOKE011 - Release Card

Alternative colours are available at extra cost. Change suffix 'VBB' on the product code with any of the following i.e. Rear Steer Portering Chairs - Bariatric, Sliding Foot Rest in Aqua Marine - G/500/RS/VAQ

**Vinyl - Ambla New Richmond in Colour**



VBB VAQ VFR VGH VSD VOB VLI VCH VCB VPE

Item	Description	Weight
G/500/RS/VBB	Rear Steer, Sliding Foot Rest, Bristol Blue	43.8kg

# Bariatric Mobile Shower / Commode Chairs



## Features

- Suitable for showering or toileting (supplied with a bucket & lid)
- Powder coated chromium molybdenum steel frame
- Available in two widths 610/710mm
- Rotating & removable straight or butterfly armrests to assist access
- Open back to allow easy sling access & assist positioning
- Polyurethane moulded seat & back
- Seat supplied with a removable lid
- Seat panel removable for cleaning
- Long open hole in seat (220mm at the widest point)
- Deep bucket with lid is removable from the front or back of the chair
- Side/width adjustable polyurethane moulded footrests, 100kg capacity
- 125mm swivel castors, 2 off braking
- Maximum capacity 325kg

## Dimensions (w x d x h)

- Seat Width - 610/710mm
- Seat Height - 550mm
- Seat Depth - 560mm
- Backrest Height - 480mm

## Standard Colours

- Paint - White
- Polyurethane - Blue

## Options / Accessories

- 5X-0150-999-022 - Seat Panel 610mm
- 5X-0150-999-023 - Seat Panel 660/710mm
- 5X-0140-999-001 - Commode Bucket & Lid
- 5X-0156-099-030 - Elevating Calf Support, Right Hand
- 5X-0156-099-031 - Elevating Calf Support, Left Hand
- 5X-0156-099-010 - Butterfly Armrests, Pair
- 5X-0150-099-010/K - Straight Armrests, Pair



5X-0150-061-000

Item	Description	Overall Dimensions (w x d x h)	Weight
<b>Standard Armrests</b>			
5X-0150-061-000	Bariatric Mobile Shower / Commode Chair - Standard Armrests, 610mm	670 x 1120 x 990mm	27.0kg
5X-0150-071-000	Bariatric Mobile Shower / Commode Chair - Standard Armrests, 710mm	770 x 1120 x 990mm	27.5kg
<b>Butterfly Armrests</b>			
5X-0151-061-000	Bariatric Mobile Shower / Commode Chair - Butterfly Armrests, 610mm	840 x 1120 x 990mm	27.5kg
5X-0151-071-000	Bariatric Mobile Shower / Commode Chair - Butterfly Armrests, 710mm	940 x 1120 x 990mm	28.0kg



Shower Chair at Maximum Tilt



Handset to Tilt Chair

5X-0155-066-000

## Bariatric Shower Chair - Tilt

### Features

- Suitable for showering or toileting (supplied with a bucket & lid)
- Powder coated chromium molybdenum steel frame
- 32-degree tilt positioning (battery operation - up to 21 cycles from one charge)
- Supplied with one removable battery & charger (battery must be removed from the unit when charging)
- Rotating & removable straight armrests to assist access (optional butterfly armrests)
- Open back to allow easy sling access & assist positioning
- Polyurethane moulded seat, back & adjustable headrest
- Seat supplied with a removable lid
- Seat panel removable for cleaning
- Long open hole in seat (220mm at the widest point)
- Optional deep bucket is removable from the front or back of the chair
- Side/width adjustable polyurethane moulded footrests, 100kg capacity (optional elevating calf supports)
- 150mm swivel castors, 2 off braking
- Maximum capacity 325kg

### Dimensions (w x d x h)

- Seat Width - 660mm
- Seat Height - 510mm
- Seat Depth - 420-480-540mm
- Backrest Height - 530mm

### Standard Colours

- Paint - White
- Polyurethane - Blue

### Options / Accessories

- 5X-0150-999-023 - Seat Panel 660/710mm
- 5X-0140-999-001 - Commode Bucket & Lid
- 5X-0156-099-030 - Elevating Calf Support, Right Hand
- 5X-0156-099-031 - Elevating Calf Support, Left Hand
- 5X-0156-099-010 - Butterfly Armrests, Pair
- 5X-0150-099-010/K - Straight Armrests, Pair

Item	Description	Overall Dimensions (w x d x h)	Weight
5X-0155-066-000	Bariatric Shower Chair Tilt - Standard Armrests, 660mm	740 x 1400 x 1000mm	59.0kg

# Bariatric Shower Chair - Rise & Tilt



## Features

- Suitable for showering or toileting (supplied with a bucket & lid)
- Powder coated chromium molybdenum steel frame
- Height adjustable from 450-1000mm whilst tilting the user, 20 degrees in the highest position
- Battery operation - up to 21 cycles from one charge
- Supplied with one removable battery & charger (battery must be removed from the unit when charging)
- Rotating & removable straight armrests to assist access (optional butterfly armrests)
- Open back to allow easy sling access & assist positioning
- Polyurethane moulded seat, back & adjustable headrest
- Seat supplied with a removable lid
- Seat panel removable for cleaning
- Long open hole in seat (220mm at the widest point)
- Optional deep bucket is removable from the front or back of the chair
- Side/width adjustable polyurethane moulded footrests, 100kg capacity (optional elevating calf supports)
- 150mm swivel castors, all braking
- Maximum capacity 325kg

## Dimensions (w x d x h)

- Seat Width - 660mm
- Seat Height - 450-1000mm
- Seat Depth - 420-480-540mm
- Backrest Height - 240-530mm

## Standard Colours

- Paint - White
- Polyurethane - Blue

## Options / Accessories

- 5X-0150-999-023 - Seat Panel 660/710mm
- 5X-0140-999-001 - Commode Bucket & Lid
- 5X-0156-099-030 - Elevating Calf Support, Right Hand
- 5X-0156-099-031 - Elevating Calf Support, Left Hand
- 5X-0156-099-010 - Butterfly Armrests, Pair
- 5X-0150-099-010/K - Straight Armrests, Pair



Shower Chair at Maximum Tilt



Handset to Tilt Chair

5X-0157-066-000

Item	Description	Overall Dimensions (w x d x h)	Weight
5X-0157-066-000	Bariatric Shower Chair Rise & Tilt - Standard Armrests, 660mm	740 x 1400 x 1000mm	46.0kg





5X-0142-061-000

## Bariatric Shower / Commode Chair

### Features

- Suitable for showering or toileting (supplied with a bucket & lid)
- Powder coated chromium molybdenum steel frame
- Available in two widths 610/710mm
- Seat height adjustable 420-550mm
- Long armrests to assist access
- Open back to allow easy sling access & assist positioning
- Polyurethane moulded seat & back
- Seat supplied with a removable lid
- Seat panel removable for cleaning
- Long open hole in seat (220mm at the widest point)
- Optional deep bucket is removable from the front or back of the chair
- Maximum capacity 325kg

### Dimensions (w x d x h)


- Seat Width - 610/710mm
- Seat Height - 420-550mm
- Seat Depth - 400-520mm

### Standard Colours

- Paint - White
- Polyurethane - Blue

### Options / Accessories

- 5X-0150-999-022 - Seat Panel 610mm
- 5X-0150-999-023 - Seat Panel 660/710mm
- 5X-0140-999-001 - Commode Bucket & Lid



Removable Lid

Item	Description	Overall Dimensions (w x d x h)	Weight
5X-0142-061-000	Bariatric Shower / Commode Chair - 610mm	730 x 1010 x 790 - 940mm	15.0kg
5X-0142-071-000	Bariatric Shower / Commode Chair - 710mm	830 x 1010 x 790 - 940mm	16.0kg


# Bariatric High Back Chairs

## Features


- Deep CMHR foam
- Vinyl or fabric upholstery
  - Vinyl - Fire retardant & antimicrobial
  - Fabric - Fire retardant
- Black heavy duty steel five star base
- Black heavy duty gas lift
- Black height adjustable soft touch armrests
- Easy lift ratchet height adjustable back
- Independent seat & back mechanism with side tension control
- Maximum capacity 315kg

Replace suffix on the product code with any of the following to select your colour i.e. Bariatric High Back in Lime - 5660XL/VI

### Vinyl - Ambla New Richmond in Colour



### Fabric - Camira Advantage



5660XL/FCT

Item	Description	Overall Dimensions (w x d x h)	Seat Height Adjustment	Weight
5660XL	High Back, Swivel	750 x 750 x 1080-1190mm	425-535mm	29.0kg



## Bariatric Chairs

### Features


- Deep CMHR foam
- Vinyl or fabric upholstery
  - Vinyl - Fire retardant & antimicrobial
  - Fabric - Fire retardant
- Beech, varnished four leg frame
- Maximum capacity 315kg

Alternative colours are available at extra cost. Replace suffix on the product code with any of the following to select your colour i.e. Bariatric, Beech Frame in Lime - 5671/**VL**I

### Vinyl - Ambla New Richmond in Colour



### Fabric - Camira Advantage



Item	Description	Overall Dimensions (w x d x h)	Seat Height	Weight
5671	Bariatric, Beech Frame	844 x 580 x 890mm	490mm	16.0kg

## Bariatric Rollator - King

### Features

- Maximum capacity 295kg
- Heavy duty powder coated steel frame
- Rigid folding mechanism for efficient storage
- Height adjustable 775-990mm
- Large padded seat with back arch acting as a positive stop (355 x 508mm)
- 200mm cushioned wheels with easy to use hand brakes

### Dimensions (w x d x h)

- Overall Dimensions - 710 x 820 x 775-990mm
- Seat - 508 x 355 x 500mm

### Standard Colours

- Paint - Red
- Vinyl - Black



CE

Item	Description	Weight
5X-0170-050-000	Rollator - King	15.7kg

## Bariatric Walker - Stand Tall

### Features

- Maximum capacity 325kg
- Heavy duty powder coated steel frame
- Height adjustable 1000-1300mm
- Low level handgrips to assist the user to stand up
- Full length width adjustable underarm pads
- 100mm swivel castors/125mm braking wheel
- Handlebar operated brakes with locking function

### Dimensions (w x d x h)

- Overall Dimensions - 760 x 720 x 1000-1300mm

### Standard Colours

- Paint - Blue / Silver
- Vinyl - Black



CE

Item	Description	Weight
5X-0180-076-000	Walker - Stand Tall	23.0kg

## Bariatric Training Suit

### Features

- Helps educate care staff to the movement difficulties experienced by obese patients
- Foam fitting inner suit
- Unisex design
- Ordinary clothing



Item	Description	Weight
5X-0299-000-010	Training Suit	6.5kg