




# Examination / Treatment Couches & Chairs

Examination & Treatment Couches	168
Arm / Leg Rests	176
Couch Steps	177
Bariatric Examination & Treatment Couches	178
Therapy Couches	184
Treatment Chairs / Drop End Couches	188
Bariatric Treatment Chairs / Drop End Couches	190
Phlebotomy Chairs	192
Options	195



EC1210/VBB/E02/E05

Alternative colours available at extra cost. Change suffix 'VBB' on the product code with any of the following i.e. Hydraulic in Aquamarine - EC1205/VAQ



Hand Switch



Foot Switch

## Examination & Treatment Couch Two Section

### Features

- BS 2838-2: 1991 Examination & general treatment couches, build, performance & safety specifications
- EN 60601-1:2006+A12:2014 Medical electrical equipment. General requirements for basic safety & essential performance
- Electric or hydraulic height adjustment
- Height adjustment from 490 - 950mm
- Adjustable angle backrest
  - Manual -25 to +90 degrees
  - Electric -22 to +90 degrees
- Anti-trap gas strut fitted with a release lever used on the backrest section (optional electric)
- Retractable castors fitted to both ends to assist with movement & positioning
- One adjustable foot fitted to allow levelling on uneven floors
- Clearance beneath frame allows access for mobile hoists
- Electric models (230V ~, 50/60Hz) fitted with a UK 3 pin plug & available with a hand or foot switch
- Hydraulic models use a foot pump pedal positioned on both sides of the couch
- Seamless upholstery using flame retardant anti-microbial vinyl
- Frames prepared to accept optional accessories
- Maximum capacity 225kg

### Dimensions (w x d x h)

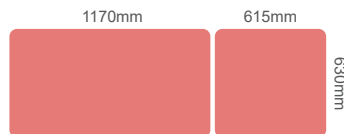
- 630 x 1790 x 490 - 950mm

### Standard Colours

- Paint - White
- Vinyl - Bristol Blue

### Options

- E02 - Paper Roll Holder
- E03 - Side Support Rails (Pair)
- E04 - Side Support Rails C/W Cushions (Pair)
- E05 - Breather Hole & Plug
- E06 - Battery Back Up
- E07 - Height Adjustable Armrests (Pair)
- E08 - Infusion Pole
- E11 - Lithotomy Stirrups (Pair)
- E12 - Leg Supports (Pair)



Item	Description	Weight
EC1205/VBB	Hydraulic	68.8kg
EC1210/VBB	Electric, Hand Switch	68.8kg
EC1215/VBB	Electric, Foot Switch	68.8kg
EC1220/VBB	Electric with Electric Backrest - Hand Switch	71.1kg
EC1225/VBB	Electric with Electric Backrest - Foot Switch	71.1kg

# Examination & Treatment Couch Two Section, Mobile



## Features

- BS 2838-2: 1991 Examination & general treatment couches, build, performance & safety specifications
- EN 60601-1:2006+A12:2014 Medical electrical equipment. General requirements for basic safety & essential performance
- Electric or hydraulic height adjustment
- Height adjustment from 490 - 950mm
- Adjustable angle backrest
  - Manual -25 to +90 degrees
  - Electric -22 to +90 degrees
- Anti-trap gas strut fitted with a release lever used on the backrest section (optional electric)
- 125mm swivel castors featuring a central locking & steering facility
- Clearance beneath frame allows access for mobile hoists
- Electric models (230V ~, 50/60Hz) fitted with a UK 3 pin plug & available with a hand or foot switch
- Hydraulic models use a foot pump pedal positioned on both sides of the couch
- Seamless upholstery using flame retardant anti-microbial vinyl
- Swing down side support rails fitted to either side
- Frames prepared to accept optional accessories
- Maximum capacity 225kg



Foot Switch



Hand Switch

## Dimensions (w x d x h)

- 630 x 1790 x 490 - 950mm

## Standard Colours

- Paint - White
- Vinyl - Bristol Blue

## Options

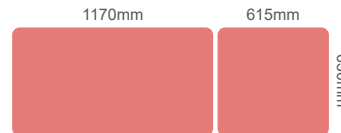
- E02 - Paper Roll Holder
- E04/U - Side Support Rails C/W Cushions Upgrade (Pair)
- E05 - Breather Hole & Plug
- E06 - Battery Back Up
- E11 - Lithotomy Stirrups (Pair)
- E12 - Leg Supports (Pair)



HEIGHT ADJUSTABLE

EC1235/VBB

Alternative colours available at extra cost. Change suffix 'VBB' on the product code with any of the following i.e. Electric, Hand Switch in Graphite - EC1235/VGH



Item	Description	Weight
EC1230/VBB	Hydraulic	75.0kg
EC1235/VBB	Electric, Hand Switch	75.0kg
EC1240/VBB	Electric, Foot Switch	75.0kg
EC1245/VBB	Electric with Electric Backrest - Hand Switch	77.3kg
EC1250/VBB	Electric with Electric Backrest - Foot Switch	77.3kg



EC1310/VBB



Hand Switch

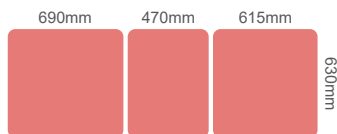


Foot Switch

Alternative colours available at extra cost. Change suffix 'VBB' on the product code with any of the following i.e. Electric, Foot Switch in Onyx Black - EC1315/VOB



Item	Description	Weight
EC1305/VBB	Hydraulic	70.2kg
EC1310/VBB	Electric, Hand Switch	70.2kg
EC1315/VBB	Electric, Foot Switch	70.2kg
EC1320/VBB	Electric with Electric Backrest - Hand Switch	72.5kg
EC1325/VBB	Electric with Electric Backrest - Foot Switch	72.5kg



## Examination & Treatment Couch Three Section

### Features

- BS 2838-2: 1991 Examination & general treatment couches, build, performance & safety specifications
- EN 60601-1:2006+A12:2014 Medical electrical equipment. General requirements for basic safety & essential performance
- Electric or hydraulic height adjustment
- Height adjustment from 490 - 950mm
- Adjustable angle backrest
  - Manual -25 to +90 degrees
  - Electric -22 to +90 degrees
- Adjustable angle footrest from -25 to +75 degrees
- Anti-trap gas struts fitted with release levers used on the back & footrest sections (optional electric backrest)
- Retractable castors fitted to both ends to assist with movement & positioning
- One adjustable foot fitted to allow levelling on uneven floors
- Clearance beneath frame allows access for mobile hoists
- Electric models (230V ~, 50/60Hz) fitted with a UK 3 pin plug & available with a hand or foot switch
- Hydraulic models use a foot pump pedal positioned on both sides of the couch
- Seamless upholstery using flame retardant anti-microbial vinyl
- Frames prepared to accept optional accessories
- Maximum capacity 225kg

### Dimensions (w x d x h)

- 630 x 1790 x 490 - 950mm

### Standard Colours

- Paint - White
- Vinyl - Bristol Blue



### Options

- E02 - Paper Roll Holder
- E03 - Side Support Rails (Pair)
- E04 - Side Support Rails C/W Cushions (Pair)
- E05 - Breather Hole & Plug
- E06 - Battery Back Up
- E07 - Height Adjustable Armrests (Pair)
- E08 - Infusion Pole

# Examination & Treatment Couch Three Section, Mobile

## Features

- BS 2838-2: 1991 Examination & general treatment couches, build, performance & safety specifications
- EN 60601-1:2006+A12:2014 Medical electrical equipment. General requirements for basic safety & essential performance
- Electric or hydraulic height adjustment
- Height adjustment from 490 - 950mm
- Adjustable angle backrest
  - Manual -25 to +90 degrees
  - Electric -22 to +90 degrees
- Adjustable angle footrest from -25 to +75 degrees
- Anti-trap gas struts fitted with release levers used on the back & footrest sections (optional electric backrest)
- 125mm swivel castors featuring a central locking & steering facility
- Clearance beneath frame allows access for mobile hoists
- Electric models (230V ~, 50/60Hz) fitted with a UK 3 pin plug & available with a hand or foot switch
- Hydraulic models use a foot pump pedal positioned on both sides of the couch
- Seamless & contoured upholstery using flame retardant & anti-microbial vinyl
- Swing down side support rails fitted to either side
- Frames prepared to accept optional accessories
- Maximum capacity 225kg



Foot Switch



Hand Switch

## Dimensions (w x d x h)

- 630 x 1790 x 490 - 950mm

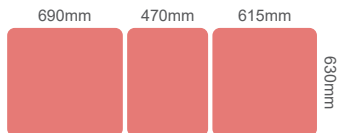
## Standard Colours

- Paint - White
- Vinyl - Bristol Blue

## Options

- E02 - Paper Roll Holder
- E04/U - Side Support Rails C/W Cushions Upgrade (Pair)
- E05 - Breather Hole & Plug
- E06 - Battery Back Up

Alternative colours available at extra cost. Change suffix 'VBB' on the product code with any of the following i.e. Electric with Electric Backrest - Hand Switch in Coastal Blue - EC1345/VCB



EC1335/VBB



Item	Description	Weight
EC1330/VBB	Hydraulic	76.4kg
EC1335/VBB	Electric, Hand Switch	76.4kg
EC1340/VBB	Electric, Foot Switch	76.4kg
EC1345/VBB	Electric with Electric Backrest - Hand Switch	78.7kg
EC1350/VBB	Electric with Electric Backrest - Foot Switch	78.7kg



EC1410/VBB



Foot Switch

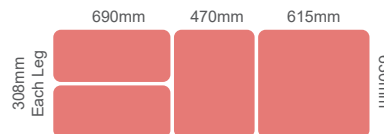


Hand Switch

Alternative colours available at extra cost. Change suffix 'VBB' on the product code with any of the following i.e. Hydraulic in Sand Dune - EC1405/VSD



Item	Description	Weight
EC1405/VBB	Hydraulic	70.3kg
EC1410/VBB	Electric, Hand Switch	70.3kg
EC1415/VBB	Electric, Foot Switch	70.3kg
EC1420/VBB	Electric with Electric Backrest - Hand Switch	72.6kg
EC1425/VBB	Electric with Electric Backrest - Foot Switch	72.6kg



## Examination & Treatment Couch Four Section

### Features

- BS 2838-2: 1991 Examination & general treatment couches, build, performance & safety specifications
- EN 60601-1:2006+A12:2014 Medical electrical equipment. General requirements for basic safety & essential performance
- Electric or hydraulic height adjustment
- Height adjustment from 490 - 950mm
- Adjustable angle backrest
  - Manual -25 to +90 degrees
  - Electric -22 to +90 degrees
- Adjustable angle footrest from -25 to +75 degrees
- Anti-trap gas struts fitted with release levers used on the back & footrest sections (optional electric backrest)
- Retractable castors fitted to both ends to assist with movement & positioning
- One adjustable foot fitted to allow levelling on uneven floors
- Clearance beneath frame allows access for mobile hoists
- Electric models (230V ~, 50/60Hz) fitted with a UK 3 pin plug & available with a hand or foot switch
- Hydraulic models use a foot pump pedal positioned on both sides of the couch
- Seamless upholstery using flame retardant anti-microbial vinyl
- Frames prepared to accept optional accessories
- Maximum capacity 225kg

### Dimensions (w x d x h)

- 630 x 1790 x 490 - 950mm

### Standard Colours

- Paint - White
- Vinyl - Bristol Blue

### Options

- E02 - Paper Roll Holder
- E03 - Side Support Rails (Pair)
- E04 - Side Support Rails C/W Cushions (Pair)
- E05 - Breather Hole & Plug
- E06 - Battery Back Up
- E07 - Height Adjustable Armrests (Pair)
- E08 - Infusion Pole



# Examination & Treatment Couch Four Section, Mobile



## Features

- BS 2838-2: 1991 Examination & general treatment couches, build, performance & safety specifications
- EN 60601-1:2006+A12:2014 Medical electrical equipment. General requirements for basic safety & essential performance
- Electric or hydraulic height adjustment
- Height adjustment from 490 - 950mm
- Adjustable angle backrest
  - Manual -25 to +90 degrees
  - Electric -22 to +90 degrees
- Adjustable angle footrest from -25 to +75 degrees
- Anti-trap gas struts fitted with release levers used on the back & footrest sections (optional electric backrest)
- 125mm swivel castors featuring a central locking & steering facility
- Clearance beneath frame allows access for mobile hoists
- Electric models (230V ~, 50/60Hz) fitted with a UK 3 pin plug & available with a hand or foot switch
- Hydraulic models use a foot pump pedal positioned on both sides of the couch
- Seamless & contoured upholstery using flame retardant & anti-microbial vinyl
- Swing down side support rails fitted to either side
- Frames prepared to accept optional accessories
- Maximum capacity 225kg



EC1435/VBB



Foot Switch

## Dimensions (w x d x h)

- 630 x 1790 x 490 - 950mm

## Standard Colours

- Paint - White
- Vinyl - Bristol Blue



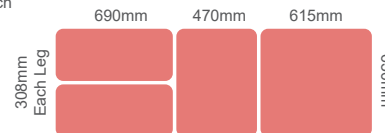
Hand Switch

Alternative colours available at extra cost. Change suffix 'VBB' on the product code with any of the following i.e. Electric, Hand Switch in Lime - EC1435/VLI



## Options

- E02 - Paper Roll Holder
- E04/U - Side Support Rails C/W Cushions Upgrade (Pair)
- E05 - Breather Hole & Plug
- E06 - Battery Back Up



Item	Description	Weight
EC1430/VBB	Hydraulic	76.6kg
EC1435/VBB	Electric, Hand Switch	76.6kg
EC1440/VBB	Electric, Foot Switch	76.6kg
EC1445/VBB	Electric with Electric Backrest - Hand Switch	78.9kg
EC1450/VBB	Electric with Electric Backrest - Foot Switch	78.9kg





EC020/VBB



Foot Switch



Hand Switch

## Examination & Treatment Couch Two Section, Vertical Lift

### Features

- BS 2838-2: 1991 Examination & general treatment couches, build, performance & safety specifications
- EN 60601-1:2006+A12:2014 Medical electrical equipment. General requirements for basic safety & essential performance
- Scissor action provides vertical lift, ideal for use in confined areas where space is limited
- Height adjustment from 560 - 1000mm
- Adjustable angle backrest 0 to +90 degrees
- Anti-trap gas strut fitted with a release lever used on the backrest section
- 125mm swivel braking castors
- Clearance beneath frame allows access for mobile hoists
- 230V ~, 50/60Hz actuator fitted with a UK 3 pin plug & available with a hand or foot switch
- Seamless upholstery using flame retardant anti-microbial vinyl
- Paper roll holder (suitable for rolls max 510mm wide x 200mm diameter)
- Frames prepared to accept optional accessories
- Maximum capacity 190kg

### Dimensions (w x d x h)

- 610 x 1860 x 560 - 1000mm


### Standard Colours

- Paint - White
- Vinyl - Bristol Blue

### Options

- EC905 - Side Support Rails (Pair)
- EC920 - Breather Hole & Plug

Alternative colours available at extra cost. Change suffix 'VBB' on the product code with any of the following i.e. Electric, Foot Switch in Chocolate - EC020/VCH



VBB VAQ VFR VGH VSD VOB VLI VCH VCB VPE

1240mm 615mm



610mm

Item	Description	Weight
EC015/VBB	Electric, Hand Switch	54.0kg
EC020/VBB	Electric, Foot Switch	54.0kg

**Service Contract**  
Contact us for details

# Examination & Treatment Couch Two Section, Fixed Height

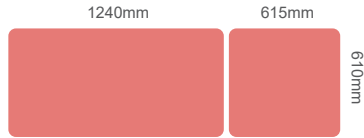


## Features

- Fixed height approx. 786mm
- Adjustable angle backrest 0 to +90 degrees using a scissor jack
- Adjustable feet allow levelling on uneven floors
- Seamless upholstery using flame retardant anti-microbial vinyl
- Paper roll holder fitted to foot end (suitable for rolls max 510mm wide x 200mm diameter)
- Supplied boxed for self-assembly
- Maximum capacity 125kg

## Dimensions (w x d x h)

- 610 x 1860 x 795mm



## Standard Colours

- Paint - White
- Legs - Chrome
- Vinyl - Bristol Blue



Alternative colours available at extra cost. Change suffix 'VBB' on the product code with any of the following i.e. Examination Couch in Chocolate - EC010/VCH



Item	Description	Weight
EC010/VBB	Examination Couch - Self-Assembly	29.0kg

## Leg Rest - Adjustable



### Features

- Independently adjustable legs
- Height & angle adjustment from 355 - 510mm
- Seamless upholstery using flame retardant anti-microbial vinyl
- Maximum capacity 25kg

### Dimensions (w x d x h)

- Overall Dimensions - 460 x 305 x 350 - 510mm
- Upholstered Pad - 460 x 305mm

### Standard Colours

- Paint - White
- Vinyl - Bristol Blue



CS/28/VBB



CS/28/VFR



CS/28/VSD

Alternative colours available at extra cost. Change suffix 'VBB' on the product code



Item	Description	Weight
CS/28/VBB	Leg Rest - Adjustable	3.5kg

## Arm / Leg Rest - Adjustable



### Features

- Four leg stand
- Height & angle adjustment from 495 - 750mm / 17 degrees
- Seamless upholstery using flame retardant anti-microbial vinyl
- Maximum capacity 15kg

### Dimensions (w x d x h)

- Overall Dimensions - 420 x 490 x 495 - 750mm
- Upholstered Pad - 380 x 130mm

### Standard Colours

- Paint - White
- Vinyl - Bristol Blue



G/16/TILT/VLI

G/16/TILT/VBB

Alternative colours available at extra cost. Change suffix 'VBB' on the product code



Item	Description	Weight
G/16/TILT/VBB	Arm / Leg Rest - Adjustable	3.5kg


## Couch Steps One & Two Tread

### Features

- Non-slip rubber feet & tread
- Tread dimension 460 x 250mm
- Tread Heights
  - One Tread - 180mm
  - Two Tread - 185 & 365mm
- Available with a handle for additional safety
- Handle height max. 1005mm
- Maximum capacity 125kg

### Standard Colours

- Paint - White



Item	Description	Overall Dimensions (w x d x h)	Weight
CS005	Couch Step - One Tread	519 x 284 x 228mm	4.4kg
CS010	Couch Step - One Tread, Handle	519 x 284 x 1005mm	6.0kg
CS015	Couch Step - Two Tread	519 x 599 x 405mm	9.6kg



EC2215/VBB



Foot Switch

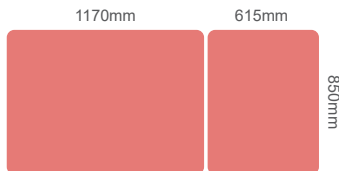


Hand Switch

Alternative colours available at extra cost. Change suffix 'VBB' on the product code with any of the following i.e. Electric with Electric Backrest - Hand Switch in Peach - EC2215/VPE



Item	Description	Weight
EC2205/VBB	Electric, Hand Switch	79.0kg
EC2210/VBB	Electric, Foot Switch	79.0kg
EC2215/VBB	Electric with Electric Backrest - Hand Switch	81.3kg
EC2220/VBB	Electric with Electric Backrest - Foot Switch	81.3kg



## Examination & Treatment Couch Two Section, Bariatric

### Features

- BS 2838-2: 1991 Examination & general treatment couches, build, performance & safety specifications
- EN 60601-1:2006+A12:2014 Medical electrical equipment. General requirements for basic safety & essential performance
- Electric height adjustment
- Height adjustment from 520 - 950mm
- Adjustable angle backrest
  - Manual -25 to +90 degrees
  - Electric -22 to +90 degrees
- Anti-trap gas strut fitted with a release lever used on the backrest section (optional electric)
- Retractable castors fitted to both ends to assist with movement & positioning
- One adjustable foot fitted to allow levelling on uneven floors
- Clearance beneath frame allows access for mobile hoists
- 230V ~, 50/60Hz actuator fitted with a UK 3 pin plug & available with a hand or foot switch
- Seamless upholstery using flame retardant antimicrobial vinyl
- Frames prepared to accept optional accessories
- Maximum capacity 325kg

### Dimensions (w x d x h)

- 850 x 1790 x 520 - 950mm

### Standard Colours

- Paint - White
- Vinyl - Bristol Blue

### Options

- E03 - Side Support Rails (Pair)
- E04 - Side Support Rails C/W Cushions (Pair)
- E07 - Height Adjustable Armrests (Pair)
- E08 - Infusion Pole
- E18 - Battery Back Up
- E19 - Paper Roll Holder
- E21 - Breather Hole & Plug



# Examination & Treatment Couch Two Section, Mobile, Bariatric



## Features

- BS 2838-2: 1991 Examination & general treatment couches, build, performance & safety specifications
- EN 60601-1:2006+A12:2014 Medical electrical equipment. General requirements for basic safety & essential performance
- Electric height adjustment
- Height adjustment from 520 - 950mm
- Adjustable angle backrest
  - Manual -25 to +90 degrees
  - Electric -22 to +90 degrees
- Anti-trap gas strut fitted with a release lever used on the backrest section (optional electric)
- 125mm swivel castors featuring a central locking & steering facility
- Clearance beneath frame allows access for mobile hoists
- 230V ~, 50/60Hz actuator fitted with a UK 3 pin plug & available with a hand or foot switch
- Seamless upholstery using flame retardant antimicrobial vinyl
- Swing down side support rails fitted to either side
- Frames prepared to accept optional accessories
- Maximum capacity 325kg

## Dimensions (w x d x h)

- 850 x 1790 x 520 - 950mm

## Standard Colours

- Paint - White
- Vinyl - Bristol Blue

## Options

- E04/U - Side Support Rails C/W Cushions Upgrade (Pair)
- E18 - Battery Back Up
- E19 - Paper Roll Holder
- E21 - Breather Hole & Plug



Foot Switch



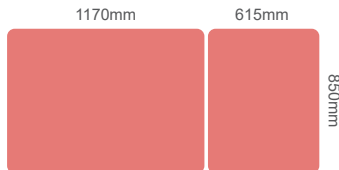
Hand Switch



HEIGHT  
ADJUSTABLE

EC2225/VBB

Alternative colours available at extra cost. Change suffix 'VBB' on the product code with any of the following i.e. Electric with Electric Backrest - Foot Switch in Bristol Blue - EC2240/VBB



Item	Description	Weight
EC2225/VBB	Electric, Hand Switch	85.2kg
EC2230/VBB	Electric, Foot Switch	85.2kg
EC2235/VBB	Electric with Electric Backrest - Hand Switch	87.5kg
EC2240/VBB	Electric with Electric Backrest - Foot Switch	87.5kg



Maximum capacity 325kg



CE

EC2305/VBB



Foot Switch

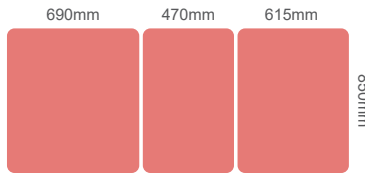


Hand Switch

Alternative colours available at extra cost. Change suffix 'VBB' on the product code with any of the following i.e. Electric with Electric Backrest - Hand Switch in Peach - EC2315/VPE



VBB VAQ VFR VGH VSD VOB VLI VCH VCB VPE



Item	Description	Weight
EC2305/VBB	Electric, Hand Switch	81.8kg
EC2310/VBB	Electric, Foot Switch	81.8kg
EC2315/VBB	Electric with Electric Backrest - Hand Switch	84.1kg
EC2320/VBB	Electric with Electric Backrest - Foot Switch	84.1kg

## Examination & Treatment Couch Three Section, Bariatric

### Features

- BS 2838-2: 1991 Examination & general treatment couches, build, performance & safety specifications
- EN 60601-1:2006+A12:2014 Medical electrical equipment. General requirements for basic safety & essential performance
- Electric height adjustment
- Height adjustment from 520 - 950mm
- Adjustable angle backrest
  - Manual -25 to +90 degrees
  - Electric -22 to +90 degrees
- Adjustable angle footrest from -25 to +75 degrees
- Anti-trap gas strut fitted with a release lever used on the back & footrest sections (optional electric backrest)
- Retractable castors fitted to both ends to assist with movement & positioning
- One adjustable foot fitted to allow levelling on uneven floors
- Clearance beneath frame allows access for mobile hoists
- 230V ~, 50/60Hz actuator fitted with a UK 3 pin plug & available with a hand or foot switch
- Seamless upholstery using flame retardant antimicrobial vinyl
- Frames prepared to accept optional accessories
- Maximum capacity 325kg

### Dimensions (w x d x h)

- 850 x 1790 x 520 - 950mm

### Standard Colours

- Paint - White
- Vinyl - Bristol Blue

### Options

- E03 - Side Support Rails (Pair)
- E04 - Side Support Rails C/W Cushions (Pair)
- E07 - Height Adjustable Armrests (Pair)
- E08 - Infusion Pole
- E18 - Battery Back Up
- E19 - Paper Roll Holder
- E21 - Breather Hole & Plug

**Service Contract**  
Contact us for details

# Examination & Treatment Couch Three Section, Mobile, Bariatric



## Features

- BS 2838-2: 1991 Examination & general treatment couches, build, performance & safety specifications
- EN 60601-1:2006+A12:2014 Medical electrical equipment. General requirements for basic safety & essential performance
- Electric height adjustment
- Height adjustment from 520 - 950mm
- Adjustable angle backrest
  - Manual -25 to +90 degrees
  - Electric -22 to +90 degrees
- Adjustable angle footrest from -25 to +75 degrees
- Anti-trap gas strut fitted with a release lever used on the back & footrest sections (optional electric backrest)
- 125mm swivel castors featuring a central locking & steering facility
- Clearance beneath frame allows access for mobile hoists
- 230V ~, 50/60Hz actuator fitted with a UK 3 pin plug & available with a hand or foot switch
- Seamless upholstery using flame retardant antimicrobial vinyl
- Swing down side support rails fitted to either side
- Frames prepared to accept optional accessories
- Maximum capacity 325kg

## Dimensions (w x d x h)

- 850 x 1790 x 520 - 950mm

## Standard Colours

- Paint - White
- Vinyl - Bristol Blue

## Options

- E04/U - Side Support Rails C/W Cushions Upgrade (Pair)
- E18 - Battery Back Up
- E19 - Paper Roll Holder
- E21 - Breather Hole & Plug



Foot Switch



Hand Switch

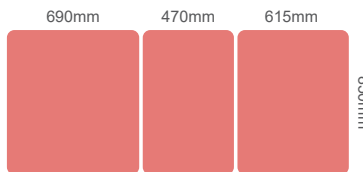


EC2340/VBB

Alternative colours available at extra cost. Change suffix 'VBB' on the product code with any of the following i.e. Electric, Foot Switch in Flame Red - EC2330/VFR



VBB VAQ VFR VGH VSD VOB VLI VCH VCB VPE



Item	Description	Weight
EC2325/VBB	Electric, Hand Switch	88.0kg
EC2330/VBB	Electric, Foot Switch	88.0kg
EC2335/VBB	Electric with Electric Backrest - Hand Switch	90.3kg
EC2340/VBB	Electric with Electric Backrest - Foot Switch	90.3kg





Maximum capacity 325kg



CE

EC2405/VBB

Alternative colours available at extra cost. Change suffix 'VBB' on the product code with any of the following i.e. Electric with Electric Backrest - Hand Switch in Graphite - EC2415/VGH



## Examination & Treatment Couch Four Section, Bariatric

### Features

- BS 2838-2: 1991 Examination & general treatment couches, build, performance & safety specifications
- EN 60601-1:2006+A12:2014 Medical electrical equipment. General requirements for basic safety & essential performance
- Electric height adjustment
- Height adjustment from 520 - 950mm
- Adjustable angle backrest
  - Manual -25 to +90 degrees
  - Electric -22 to +90 degrees
- Adjustable angle footrest from -25 to +75 degrees
- Anti-trap gas strut fitted with a release lever used on the back & footrest sections (optional electric backrest)
- Retractable castors fitted to both ends to assist with movement & positioning
- One adjustable foot fitted to allow levelling on uneven floors
- Clearance beneath frame allows access for mobile hoists
- 230V ~, 50/60Hz actuator fitted with a UK 3 pin plug & available with a hand or foot switch
- Seamless upholstery using flame retardant antimicrobial vinyl
- Frames prepared to accept optional accessories
- Maximum capacity 325kg



Foot Switch



Hand Switch

### Dimensions (w x d x h)

- 850 x 1790 x 520 - 950mm

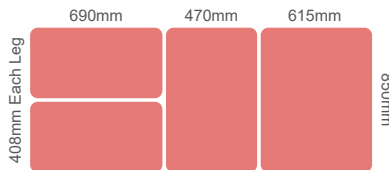
### Standard Colours

- Paint - White
- Vinyl - Bristol Blue

### Options

- E03 - Side Support Rails (Pair)
- E04 - Side Support Rails C/W Cushions (Pair)
- E07 - Height Adjustable Armrests (Pair)
- E08 - Infusion Pole
- E18 - Battery Back Up
- E19 - Paper Roll Holder
- E21 - Breather Hole & Plug

Item	Description	Weight
EC2405/VBB	Electric, Hand Switch	82.0kg
EC2410/VBB	Electric, Foot Switch	82.0kg
EC2415/VBB	Electric with Electric Backrest - Hand Switch	84.3kg
EC2420/VBB	Electric with Electric Backrest - Foot Switch	84.3kg



# Examination & Treatment Couch Four Section, Mobile, Bariatric



## Features

- BS 2838-2: 1991 Examination & general treatment couches, build, performance & safety specifications
- EN 60601-1:2006+A12:2014 Medical electrical equipment. General requirements for basic safety & essential performance
- Electric height adjustment
- Height adjustment from 520 - 950mm
- Adjustable angle backrest
  - Manual -25 to +90 degrees
  - Electric -22 to +90 degrees
- Adjustable angle footrest from -25 to +75 degrees
- Anti-trap gas strut fitted with a release lever used on the back & footrest sections (optional electric backrest)
- 125mm swivel castors featuring a central locking & steering facility
- Clearance beneath frame allows access for mobile hoists
- 230V ~, 50/60Hz actuator fitted with a UK 3 pin plug & available with a hand or foot switch
- Seamless upholstery using flame retardant antimicrobial vinyl
- Swing down side support rails fitted to either side
- Frames prepared to accept optional accessories
- Maximum capacity 325kg

## Dimensions (w x d x h)

- 850 x 1790 x 520 - 950mm

## Standard Colours

- Paint - White
- Vinyl - Bristol Blue

## Options

- E04/U - Side Support Rails C/W Cushions Upgrade (Pair)
- E18 - Battery Back Up
- E19 - Paper Roll Holder
- E21 - Breather Hole & Plug

**Service Contract**  
Contact us for details



Hand Switch



Foot Switch



EC2425/VBB



Alternative colours available at extra cost. Change suffix 'VBB' on the product code with any of the following i.e. Electric with Electric Backrest - Foot Switch in Onyx Black - EC2440/**VOB**



VBB



VAQ



VFR



VGH



VSD



VOB



VL I



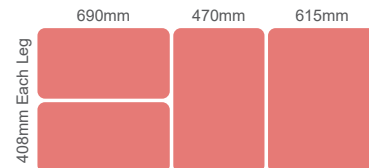
VCH



VCB



VPE



Item	Description	Weight
EC2425/VBB	Electric, Hand Switch	88.1kg
EC2430/VBB	Electric, Foot Switch	88.1kg
EC2435/VBB	Electric with Electric Backrest - Hand Switch	90.4kg
EC2440/VBB	Electric with Electric Backrest - Foot Switch	90.4kg



EC3220/VBB



Foot Switch



Hand Switch

## Examination & Treatment Couch Bobath Therapy

### Features

- BS 2838-2: 1991 Examination & general treatment couches, build, performance & safety specifications
- EN 60601-1:2006+A12:2014 Medical electrical equipment. General requirements for basic safety & essential performance
- Electric or hydraulic height adjustment
- Height adjustment from 520 - 950mm
- Adjustable angle backrest
  - Manual -25 to +90 degrees
  - Electric -22 to +90 degrees
- Anti-trap gas strut fitted with a release lever used on the backrest section (optional electric)
- Retractable castors fitted to both ends to assist with movement & positioning
- One adjustable foot fitted to allow levelling on uneven floors
- Clearance beneath frame allows access for mobile hoists
- Electric models (230V ~, 50/60Hz) fitted with a UK 3 pin plug & available with a hand or foot switch
- Hydraulic models use a foot pump pedal positioned on both sides of the couch
- Seamless upholstery using flame retardant anti-microbial vinyl
- Frames prepared to accept optional accessories
- Maximum capacity 225kg

### Dimensions (w x d x h)

- 1000 x 1790 x 520 - 950mm


### Standard Colours

- Paint - White
- Vinyl - Bristol Blue

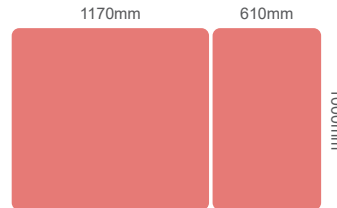
### Options

- E16 - Side Support Rails (Pair)
- E17 - Side Support Rails C/W Cushions (Pair)
- E18 - Battery Back Up
- E19 - Paper Roll Holder
- E22 - Breather Hole & Plug

Alternative colours available at extra cost. Change suffix 'VBB' on the product code with any of the following i.e. Hydraulic in Sand Dune - EC3205/VSD



Item	Description	Weight
EC3205/VBB	Hydraulic	95.2kg
EC3210/VBB	Electric - Hand Switch	95.2kg
EC3215/VBB	Electric - Foot Switch	95.2kg
EC3220/VBB	Electric with Electric Backrest - Hand Switch	97.5kg
EC3225/VBB	Electric with Electric Backrest - Foot Switch	97.5kg



# Examination & Treatment Couch Bobath Therapy, Mobile



## Features

- BS 2838-2: 1991 Examination & general treatment couches, build, performance & safety specifications
- EN 60601-1:2006+A12:2014 Medical electrical equipment. General requirements for basic safety & essential performance
- Electric or hydraulic height adjustment
- Height adjustment from 520 - 950mm
- Adjustable angle backrest
  - Manual -25 to +90 degrees
  - Electric -22 to +90 degrees
- Anti-trap gas strut fitted with a release lever used on the backrest section (optional electric)
- 125mm swivel castors featuring a central locking & steering facility
- Clearance beneath frame allows access for mobile hoists
- Electric models (230V ~, 50/60Hz) fitted with a UK 3 pin plug & available with a hand or foot switch
- Hydraulic models use a foot pump pedal positioned on both sides of the couch
- Seamless upholstery using flame retardant anti-microbial vinyl
- Swing down side support rails fitted to either side
- Frames prepared to accept optional accessories
- Maximum capacity 225kg



Foot Switch



Hand Switch

## Dimensions (w x d x h)

- 1000 x 1790 x 520 - 950mm

## Standard Colours


- Paint - White
- Vinyl - Bristol Blue

## Options

- E17/U - Side Support Rails C/W Cushions Upgrade (Pair)
- E18 - Battery Back Up
- E19 - Paper Roll Holder
- E22 - Breather Hole & Plug

**Service Contract**  
Contact us for details

Alternative colours available at extra cost. Change suffix 'VBB' on the product code with any of the following i.e. Electric - Hand Switch in Lime - EC3235/VLI



1170mm      610mm



1000mm

Item	Description	Weight
EC3230/VBB	Hydraulic	103.2kg
EC3235/VBB	Electric - Hand Switch	103.2kg
EC3240/VBB	Electric - Foot Switch	103.2kg
EC3245/VBB	Electric with Electric Backrest - Hand Switch	105.5kg
EC3250/VBB	Electric with Electric Backrest - Foot Switch	105.5kg

Examination / Treatment Couches & Chairs



EC3110/VBB

HEIGHT  
ADJUSTABLE




Hand Switch



Foot Switch

Alternative colours available at extra cost. Change suffix 'VBB' on the product code with any of the following i.e. Electric - Foot Switch in Chocolate - EC3115/VCH



1750mm

1000mm

Item	Description	Weight
EC3105/VBB	Hydraulic	96.9kg
EC3110/VBB	Electric - Hand Switch	96.9kg
EC3115/VBB	Electric - Foot Switch	96.9kg

## Examination & Treatment Couch Mat Therapy

### Features

- BS 2838-2: 1991 Examination & general treatment couches, build, performance & safety specifications
- EN 60601-1:2006+A12:2014 Medical electrical equipment. General requirements for basic safety & essential performance
- Electric or hydraulic height adjustment
- Height adjustment from 520 - 950mm
- Retractable castors fitted to both ends to assist with movement & positioning
- One adjustable foot fitted to allow levelling on uneven floors
- Clearance beneath frame allows access for mobile hoists
- Electric models (230V ~, 50/60Hz) fitted with a UK 3 pin plug & available with a hand or foot switch
- Hydraulic models use a foot pump pedal positioned on both sides of the couch
- Seamless upholstery using flame retardant anti-microbial vinyl
- Frames prepared to accept optional accessories
- Maximum capacity 225kg

### Dimensions (w x d x h)

- 1000 x 1750 x 520 - 950mm

### Standard Colours

- Paint - White
- Vinyl - Bristol Blue

### Options

- E16 - Side Support Rails (Pair)
- E17 - Side Support Rails C/W Cushions (Pair)
- E18 - Battery Back Up
- E19 - Paper Roll Holder

# Examination & Treatment Couch Mat Therapy, Mobile



## Features

- BS 2838-2: 1991 Examination & general treatment couches, build, performance & safety specifications
- EN 60601-1:2006+A12:2014 Medical electrical equipment. General requirements for basic safety & essential performance
- Electric or hydraulic height adjustment
- Height adjustment from 520 - 950mm
- 125mm swivel castors featuring a central locking & steering facility
- Clearance beneath frame allows access for mobile hoists
- Electric models (230V ~, 50/60Hz) fitted with a UK 3 pin plug & available with a hand or foot switch
- Hydraulic models use a foot pump pedal positioned on both sides of the couch
- Seamless upholstery using flame retardant anti-microbial vinyl
- Swing down side support rails fitted to either side
- Frames prepared to accept optional accessories
- Maximum capacity 225kg

## Dimensions (w x d x h)

- 1000 x 1750 x 520 - 950mm

## Standard Colours

- Paint - White
- Vinyl - Bristol Blue

## Options

- E17/U - Side Support Rails C/W Cushions Upgrade (Pair)
- E18 - Battery Back Up
- E19 - Paper Roll Holder



Hand Switch



Foot Switch



EC3125/VBB

Alternative colours available at extra cost. Change suffix 'VBB' on the product code with any of the following i.e. Electric - Hand Switch in Coastal Blue - EC3125/**VCB**



1750mm



1000mm

Item	Description	Weight
EC3120/VBB	Hydraulic	104.9kg
EC3125/VBB	Electric - Hand Switch	104.9kg
EC3130/VBB	Electric - Foot Switch	104.9kg

**Service Contract**  
Contact us for details



EC4305/VBB/E02/E13/E14




Foot Switch

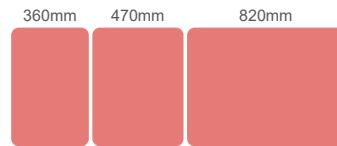


Hand Switch

Alternative colours available at extra cost. Change suffix 'VBB' on the product code with any of the following i.e. Electric - Foot Switch in Peach - EC4315/VPE



Item	Description	Weight
EC4305/VBB	Hydraulic	66.5kg
EC4310/VBB	Electric - Hand Switch	66.5kg
EC4315/VBB	Electric - Foot Switch	66.5kg
EC4320/VBB	Electric with Electric Backrest - Hand Switch	68.8kg
EC4325/VBB	Electric with Electric Backrest - Foot Switch	68.8kg



## Examination & Treatment Chair Drop End, Three Section

### Features

- BS 2838-2: 1991 Examination & general treatment couches, build, performance & safety specifications
- EN 60601-1:2006+A12:2014 Medical electrical equipment. General requirements for basic safety & essential performance
- Electric or hydraulic height adjustment
- Height adjustment from 490 - 950mm
- Adjustable angle backrest
  - Manual -25 to +90 degrees
  - Electric -22 to +90 degrees
- Adjustable angle footrest from -90 to +10 degrees
- Anti-trap gas struts fitted with release levers used on the back & footrest sections (optional electric backrest)
- Retractable castors fitted to both ends to assist with movement & positioning
- One adjustable foot fitted to allow levelling on uneven floors
- Clearance beneath frame allows access for mobile hoists
- Electric models (230V ~, 50/60Hz) fitted with a UK 3 pin plug & available with a hand or foot switch
- Hydraulic models use a foot pump pedal positioned on both sides of the couch
- Seamless upholstery using flame retardant anti-microbial vinyl
- Frames prepared to accept optional accessories
- Maximum capacity 225kg

### Dimensions (w x d x h)

- 630 x 1710 x 490 - 950mm

### Standard Colours

- Paint - White
- Vinyl - Bristol Blue

### Options

- E02 - Paper Roll Holder
- E05 - Breather Hole & Plug
- E06 - Battery Back Up
- E07 - Height Adjustable Armrests (Pair)
- E08 - Infusion Pole
- E09 - Bowl
- E10 - Bowl Support
- E13 - Phlebotomy Armrests (Pair)
- E14 - Side Support Loops (Pair)

# Examination & Treatment Chair Drop End, Four Section



## Features

- BS 2838-2: 1991 Examination & general treatment couches, build, performance & safety specifications
- EN 60601-1:2006+A12:2014 Medical electrical equipment. General requirements for basic safety & essential performance
- Electric or hydraulic height adjustment
- Height adjustment from 490 - 950mm
- Adjustable angle backrest
  - Manual -25 to +90 degrees
  - Electric -22 to +90 degrees
- Adjustable angle footrest from -90 to +10 degrees
- Anti-trap gas struts fitted with release levers used on the back & footrest sections (optional electric backrest)
- Retractable castors fitted to both ends to assist with movement & positioning
- One adjustable foot fitted to allow levelling on uneven floors
- Clearance beneath frame allows access for mobile hoists
- Electric models (230V ~, 50/60Hz) fitted with a UK 3 pin plug & available with a hand or foot switch
- Hydraulic models use a foot pump pedal positioned on both sides of the couch
- Seamless upholstery using flame retardant anti-microbial vinyl
- Frames prepared to accept optional accessories
- Maximum capacity 225kg

## Dimensions (w x d x h)

- 630 x 1710 x 490 - 950mm

## Standard Colours

- Paint - White
- Vinyl - Bristol Blue

**Service Contract**  
Contact us for details

## Options

- E02 - Paper Roll Holder
- E05 - Breather Hole & Plug
- E06 - Battery Back Up
- E07 - Height Adjustable Armrests (Pair)
- E08 - Infusion Pole
- E09 - Bowl
- E10 - Bowl Support
- E13 - Phlebotomy Armrests (Pair)
- E14 - Side Support Loops (Pair)



Foot Switch

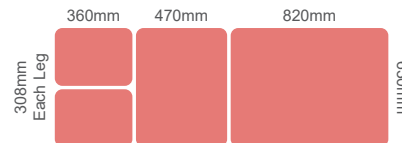


Hand Switch



EC4410/VBB/E02

Alternative colours available at extra cost. Change suffix 'VBB' on the product code with any of the following i.e. Electric with Electric Backrest - Hand Switch in Bristol Blue - EC4420/**VBB**



Item	Description	Weight
EC4405/VBB	Hydraulic	69.5kg
EC4410/VBB	Electric - Hand Switch	69.5kg
EC4415/VBB	Electric - Foot Switch	69.5kg
EC4420/VBB	Electric with Electric Backrest - Hand Switch	71.8kg
EC4425/VBB	Electric with Electric Backrest - Foot Switch	71.8kg





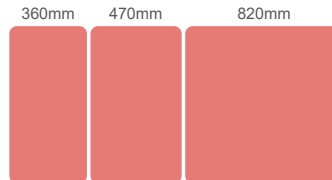
EC4330/VBB

Alternative colours available at extra cost. Change suffix 'VBB' on the product code with any of the following i.e. Electric with Electric Backrest - Foot Switch in Aquamarine - EC4345/VAQ



VBB VAQ VFR VGH VSD VOB VLI VCH VCB VPE

Item	Description	Weight
EC4330/VBB	Electric - Hand Switch	76.7kg
EC4335/VBB	Electric - Foot Switch	76.7kg
EC4340/VBB	Electric with Electric Backrest - Hand Switch	79.0kg
EC4345/VBB	Electric with Electric Backrest - Foot Switch	79.0kg



Foot Switch



Hand Switch

## Examination & Treatment Chair Drop End, Three Section, Bariatric

### Features

- BS 2838-2: 1991 Examination & general treatment couches, build, performance & safety specifications
- EN 60601-1:2006+A12:2014 Medical electrical equipment. General requirements for basic safety & essential performance
- Electric height adjustment
- Height adjustment from 520 - 950mm
- Adjustable angle backrest
  - Manual -25 to +90 degrees
  - Electric -22 to +90 degrees
- Adjustable angle footrest from -90 to +10 degrees
- Anti-trap gas strut fitted with a release lever used on the back & footrest sections
- Retractable castors fitted to both ends to assist with movement & positioning
- One adjustable foot fitted to allow levelling on uneven floors
- Clearance beneath frame allows access for mobile hoists
- 230V ~, 50/60Hz actuator fitted with a UK 3 pin plug & available with a hand or foot switch
- Seamless upholstery using flame retardant antimicrobial vinyl
- Frames prepared to accept optional accessories
- Maximum capacity 325kg

### Dimensions (w x d x h)

- 850 x 1710 x 520 - 950mm

### Standard Colours

- Paint - White
- Vinyl - Bristol Blue

### Options

- E07 - Height Adjustable Armrests (Pair)
- E08 - Infusion Pole
- E09 - Bowl
- E10 - Bowl Support
- E13 - Phlebotomy Armrests (Pair)
- E14 - Side Support Loops (Pair)
- E18 - Battery Back Up
- E19 - Paper Roll Holder
- E21 - Breather Hole & Plug



# Examination & Treatment Chair Drop End, Four Section, Bariatric



## Features

- BS 2838-2: 1991 Examination & general treatment couches, build, performance & safety specifications
- EN 60601-1:2006+A12:2014 Medical electrical equipment. General requirements for basic safety & essential performance
- Electric height adjustment
- Height adjustment from 520 - 950mm
- Adjustable angle backrest
  - Manual -25 to +90 degrees
  - Electric -22 to +90 degrees
- Adjustable angle footrest from -90 to +10 degrees
- Anti-trap gas strut fitted with a release lever used on the back & footrest sections
- Retractable castors fitted to both ends to assist with movement & positioning
- One adjustable foot fitted to allow levelling on uneven floors
- Clearance beneath frame allows access for mobile hoists
- 230V ~, 50/60Hz actuator fitted with a UK 3 pin plug & available with a hand or foot switch
- Seamless upholstery using flame retardant antimicrobial vinyl
- Frames prepared to accept optional accessories
- Maximum capacity 325kg

## Dimensions (w x d x h)

- 850 x 1710 x 520 - 950mm

## Standard Colours

- Paint - White
- Vinyl - Bristol Blue

## Options

- E07 - Height Adjustable Armrests (Pair)
- E08 - Infusion Pole
- E09 - Bowl
- E10 - Bowl Support
- E13 - Phlebotomy Armrests (Pair)
- E14 - Side Support Loops (Pair)
- E18 - Battery Back Up
- E19 - Paper Roll Holder
- E21 - Breather Hole & Plug



Hand Switch

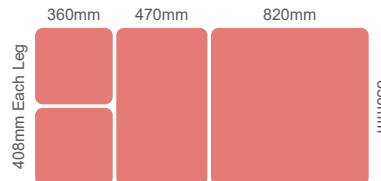


Foot Switch



EC4430/VBB

Alternative colours available at extra cost. Change suffix 'VBB' on the product code with any of the following i.e. Electric - Hand Switch in Flame Red - EC4430/VFR




Item	Description	Weight
EC4430/VBB	Electric - Hand Switch	77.6kg
EC4435/VBB	Electric - Foot Switch	77.6kg
EC4440/VBB	Electric with Electric Backrest - Hand Switch	79.9kg
EC4445/VBB	Electric with Electric Backrest - Foot Switch	79.9kg

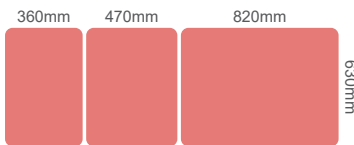


EC5305/VBB

Alternative colours available at extra cost. Change suffix 'VBB' on the product code with any of the following i.e. Electric - Foot Switch in Graphite - EC5315/VGH



Item	Description	Weight
EC5305/VBB	Hydraulic	67.0kg
EC5310/VBB	Electric - Hand Switch	67.0kg
EC5315/VBB	Electric - Foot Switch	67.0kg
EC5320/VBB	Electric with Electric Backrest - Hand Switch	69.3kg
EC5325/VBB	Electric with Electric Backrest - Foot Switch	69.3kg



Foot Switch



Hand Switch

## Phlebotomy Chair Variable Height

### Features

- BS 2838-2: 1991 Examination & general treatment couches, build, performance & safety specifications
- EN 60601-1:2006+A12:2014 Medical electrical equipment. General requirements for basic safety & essential performance
- Electric or hydraulic height adjustment
- Height adjustment from 490 - 950mm
- Adjustable angle backrest
  - Manual -25 to +90 degrees
  - Electric -22 to +90 degrees
- Adjustable angle footrest from -90 to +10 degrees
- Anti-trap gas struts fitted with release levers used on the back & footrest sections (optional electric backrest)
- Retractable castors fitted to both ends to assist with movement & positioning
- One adjustable foot fitted to allow levelling on uneven floors
- Clearance beneath frame allows access for mobile hoists
- Electric models (230V ~, 50/60Hz) fitted with a UK 3 pin plug & available with a hand or foot switch
- Hydraulic models use a foot pump pedal positioned on both sides of the couch
- Seamless upholstery using flame retardant anti-microbial vinyl
- Adjustable polyurethane phlebotomy armrests
- Side support loops assist with patient mount & dismount (self-assembly)
- Paper roll holder (suitable for rolls max 510mm wide x 200mm diameter)
- Frames prepared to accept optional accessories
- Maximum capacity 225kg

### Dimensions (w x d x h)

- 770 x 1710 x 490 - 950mm

### Standard Colours

- Paint - White
- Vinyl - Bristol Blue

### Options

- E06 - Battery Back Up

# Phlebotomy Chair Variable Height, Bariatric



## Features

- BS 2838-2: 1991 Examination & general treatment couches, build, performance & safety specifications
- EN 60601-1:2006+A12:2014 Medical electrical equipment. General requirements for basic safety & essential performance
- Electric height adjustment
- Height adjustment from 490 - 950mm
- Adjustable angle backrest
  - Manual -25 to +90 degrees
  - Electric -22 to +90 degrees
- Adjustable angle footrest from -90 to +10 degrees
- Anti-trap gas struts fitted with release levers used on the back & footrest sections
- Retractable castors fitted to both ends to assist with movement & positioning
- One adjustable foot fitted to allow levelling on uneven floors
- Clearance beneath frame allows access for mobile hoists
- 230V ~, 50/60Hz actuator fitted with a UK 3 pin plug & available with a hand or foot switch
- Seamless upholstery using flame retardant anti-microbial vinyl
- Adjustable polyurethane phlebotomy armrests
- Side support loops assist with patient mount & dismount (self-assembly)
- Paper roll holder (suitable for rolls max 510mm wide x 200mm diameter)
- Frames prepared to accept optional accessories
- Maximum capacity 325kg



Hand Switch



Foot Switch



EC5345/VBB

## Dimensions (w x d x h)

- 990 x 1710 x 490 - 950mm

## Standard Colours

- Paint - White
- Vinyl - Bristol Blue

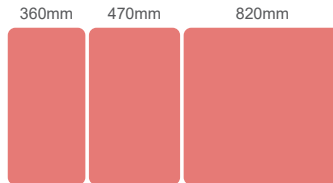
## Options

- E18 - Battery Back Up



**Service Contract**  
Contact us for details

Alternative colours available at extra cost. Change suffix 'VBB' on the product code with any of the following i.e. Electric with Electric Backrest - Hand Switch in Onyx Black - EC5340/**VOB**



Item	Description	Weight
EC5330/VBB	Electric - Hand Switch	77.2kg
EC5335/VBB	Electric - Foot Switch	77.2kg
EC5340/VBB	Electric with Electric Backrest - Hand Switch	79.5kg
EC5345/VBB	Electric with Electric Backrest - Foot Switch	79.5kg



CE



EC5000/VBB

Alternative colours available at extra cost. Change suffix 'VBB' on the product code with any of the following i.e. Fixed Height Phlebotomy Chair in Aquamarine - EC5000/VAQ



Item	Description	Seat Height	Weight
EC5000/VBB	Fixed Height	485mm	15.0kg

## Phlebotomy Chair Fixed Height

### Features

- BS EN 16139: 2013 Level 2. Furniture. Strength, durability & safety. Requirements for non-domestic seating
- BS 4875: Part 1: 2001 Test Level 4 (strength & durability)
- BS 7945: 1999 (stability)
- Certified for use up to 32 stone (203kg)
- Stable four leg design
- Black finish tubular frame
- Seamless upholstery using flame retardant anti-microbial vinyl
- Adjustable polyurethane phlebotomy armrest
- Armrest can be positioned on either side of the chair (additional armrest available if required)
- Maximum capacity 203kg

### Dimensions (w x d x h)

- 620 x 580 x 800mm

### Standard Colours

- Paint - Black
- Vinyl - Bristol Blue

### Options


- E15 - Phlebotomy Armrest (Single)



## Paper Roll Holder

**E02 - E19**

- Fitted to the head section
- Suitable for rolls max 510mm wide x 200mm diameter



## Side Support Rails (Pair)

**E03 - EC905 - E16**

- Swing down side support rails
- Can be added to either one or both sides of the couch to provide additional safety for patients



## Breather Hole & Plug

**E05 - E21 - E22 - EC920**

- Breather hole located in backrest section to improve patient comfort when in the prone position
- Supplied with a plug / insert



## Cushioned Side Support Rails (Pair)

**E04 - E04/U - E17 - E17/U**

- Vinyl upholstered swing down side support rails
- Can be added to either one or both sides of the couch to provide additional safety for patients
- Upgrade option for factory fitted side support rails (E04/U & E17/U)



## Height Adjustable Armrests (Pair)

**E07**


- Height adjustable easy clean moulded polyurethane armrests



## Battery Back Up

**E06 - E18**

- Allows the couch to be lowered in a controlled manner in the event of a power failure
- Provides enough charge for 1-3 cycles



## Infusion Pole

**E08**

- Height adjustable two hook infusion pole
- Cannot be fitted in conjunction with side support rails - E03, E04, E04/U, E16, E17, E17/U



## Bowl

**E09**


- 360mm diameter 304 Grade stainless steel bowl



## Leg Supports (Pair)

**E12**

- Fully adjustable easy clean moulded polyurethane leg supports



## Bowl Support

**E10**

- Support to hold 360mm diameter 304 Grade stainless steel bowl
- Order bowl separately



## Lithotomy Stirrups (Pair)

**E11**

- Traditional lithotomy stirrups



## Phlebotomy Armrests (Pair)

**E13**

- Fully adjustable easy clean moulded polyurethane armrests



## Side Support Loops (Pair)

### E14

- Side support loops to assist mount / dismount & provide patient security



## Phlebotomy Armrest (Single)

### E15

- Fully adjustable easy clean moulded polyurethane armrest
- Compatible with EC5000