

Examination / Treatment Couches & Chairs

Examination & Treatment Couches - Variable Height	164
Examination & Treatment Couches - Fixed Height	168
Couch Steps & Leg Rests	169
Examination & Treatment Couches - Bariatric	172
Examination & Treatment Chairs	176
Examination & Treatment Chairs - Bariatric	177
Phlebotomy Chairs - Variable Height	178
Phlebotomy Chairs - Variable Height - Bariatric	179
Phlebotomy Chairs - Fixed Height	180
Options	181

Examination & Treatment Couch, Two Section



Features

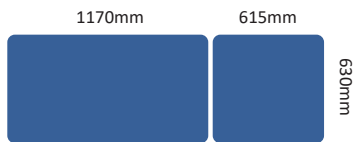
- BS 2838-2: 1991 Examination & general treatment couches, build, performance & safety specifications
- EN 60601-1:2006+A12:2014 Medical electrical equipment. General requirements for basic safety & essential performance
- Electric or hydraulic height adjustment
- Height adjustment from 490 - 950mm
- Adjustable angle backrest
- Manual -25 to +90 degrees
- Electric -22 to +90 degrees
- Anti-trap gas strut fitted with a release lever used on the backrest section (optional electric)
- Retractable castors fitted to both ends to assist with movement & positioning
- One adjustable foot fitted to allow levelling on uneven floors
- Clearance beneath frame allows access for mobile hoists
- Electric models (230V ~, 50/60H) fitted with a UK 3 pin plug & available with a hand or foot switch
- Hydraulic models use a foot pump pedal positioned on both sides of the couch
- Seamless upholstery using flame retardant anti-microbial vinyl
- Frames prepared to accept optional accessories
- Maximum capacity 225kg

Dimensions (w x d x h)

- 630 x 1790 x 490 - 950mm

Standard Colours

- Paint - White
- Vinyl - Bristol Blue



Options

- E02 - Paper Roll Holder
- E03 - Side Support Rails (Pair)
- E04 - Side Support Rails C/W Cushions (Pair)
- E05 - Breather Hole & Plug
- E06 - Battery Back Up
- E07 - Height Adjustable Armrests (Pair)
- E08 - Infusion Pole
- E11 - Lithotomy Stirrups (Pair)
- E12 - Leg Supports (Pair)



Foot Switch



Hand Switch



EC1210/VBB/E02/E05

Item	Description	Weight
EC1205/VBB	Hydraulic	68.8kg
EC1210/VBB	Electric, Hand Switch	68.8kg
EC1215/VBB	Electric, Foot Switch	68.8kg
EC1220/VBB	Electric with Electric Backrest - Hand Switch	71.1kg
EC1225/VBB	Electric with Electric Backrest - Foot Switch	71.1kg

Alternative colours available at extra cost. Change suffix 'VBB' on the product code with any of the following i.e. Hydraulic in Aquamarine - EC1205/VAQ



Examination & Treatment Couch, Two Section, Mobile

Features

- BS 2838-2: 1991 Examination & general treatment couches, build, performance & safety specifications
- EN 60601-1:2006+A12:2014 Medical electrical equipment. General requirements for basic safety & essential performance
- Electric or hydraulic height adjustment
- Height adjustment from 490 - 950mm
- Adjustable angle backrest
- Manual -25 to +90 degrees
- Electric -22 to +90 degrees
- Anti-trap gas strut fitted with a release lever used on the backrest section (optional electric)
- 125mm swivel castors featuring a central locking & steering facility
- Clearance beneath frame allows access for mobile hoists
- Electric models (230V ~, 50/60Hz) fitted with a UK 3 pin plug & available with a hand or foot switch
- Hydraulic models use a foot pump pedal positioned on both sides of the couch
- Seamless upholstery using flame retardant anti-microbial vinyl
- Swing down side support rails fitted to either side
- Frames prepared to accept optional accessories
- Maximum capacity 225kg

Dimensions (w x d x h)

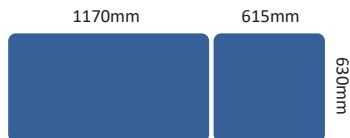
- 630 x 1790 x 490 - 950mm

Standard Colours

- Paint - White
- Vinyl - Bristol Blue

Options

- E02 - Paper Roll Holder
- E04/U - Side Support Rails C/W Cushions Upgrade (Pair)
- E05 - Breather Hole & Plug
- E06 - Battery Back Up
- E11 - Lithotomy Stirrups (Pair)
- E12 - Leg Supports (Pair)



Foot Switch



Hand Switch



EC1235/VBB

Alternative colours available at extra cost. Change suffix 'VBB' on the product code with any of the following i.e. Electric, Hand Switch in Graphite - EC1235/VGH



Item	Description	Weight
EC1230/VBB	Hydraulic	75.0kg
EC1235/VBB	Electric, Hand Switch	75.0kg
EC1240/VBB	Electric, Foot Switch	75.0kg
EC1245/VBB	Electric with Electric Backrest - Hand Switch	77.3kg
EC1250/VBB	Electric with Electric Backrest - Foot Switch	77.3kg

Examination & Treatment Couch, Three Section

Features

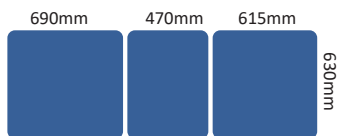
- BS 2838-2: 1991 Examination & general treatment couches, build, performance & safety specifications
- EN 60601-1:2006+A12:2014 Medical electrical equipment. General requirements for basic safety & essential performance
- Electric or hydraulic height adjustment
- Height adjustment from 490 - 950mm
- Adjustable angle backrest
- Manual -25 to +90 degrees
- Electric -22 to +90 degrees
- Adjustable angle footrest from -25 to +75 degrees
- Anti-trap gas struts fitted with release levers used on the back & footrest sections (optional electric backrest)
- Retractable castors fitted to both ends to assist with movement & positioning
- One adjustable foot fitted to allow levelling on uneven floors
- Clearance beneath frame allows access for mobile hoists
- Electric models (230V ~, 50/60H) fitted with a UK 3 pin plug & available with a hand or foot switch
- Hydraulic models use a foot pump pedal positioned on both sides of the couch
- Seamless upholstery using flame retardant anti-microbial vinyl
- Frames prepared to accept optional accessories
- Maximum capacity 225kg

Dimensions (w x d x h)

- 630 x 1790 x 490 - 950mm

Standard Colours

- Paint - White
- Vinyl - Bristol Blue



Options

- E02 - Paper Roll Holder
- E03 - Side Support Rails (Pair)
- E04 - Side Support Rails C/W Cushions (Pair)
- E05 - Breather Hole & Plug
- E06 - Battery Back Up
- E07 - Height Adjustable Armrests (Pair)
- E08 - Infusion Pole



Foot Switch



Hand Switch

Planned Preventative Maintenance
Contact us for details



HEIGHT ADJUSTABLE

EC1310/VBB

Alternative colours available at extra cost. Change suffix 'VBB' on the product code with any of the following i.e. Electric, Foot Switch in Onyx Black - EC1315/**VOB**



Item	Description	Weight
EC1305/VBB	Hydraulic	70.2kg
EC1310/VBB	Electric, Hand Switch	70.2kg
EC1315/VBB	Electric, Foot Switch	70.2kg
EC1320/VBB	Electric with Electric Backrest - Hand Switch	72.5kg
EC1325/VBB	Electric with Electric Backrest - Foot Switch	81.3kg

Examination & Treatment Couch, Three Section, Mobile

Features

- BS 2838-2: 1991 Examination & general treatment couches, build, performance & safety specifications
- EN 60601-1:2006+A12:2014 Medical electrical equipment. General requirements for basic safety & essential performance
- Electric or hydraulic height adjustment
- Height adjustment from 490 - 950mm
- Adjustable angle backrest
- Manual -25 to +90 degrees
- Electric -22 to +90 degrees
- Adjustable angle footrest from -25 to +75 degrees
- Anti-trap gas struts fitted with release levers used on the back & footrest sections (optional electric backrest)
- 125mm swivel castors featuring a central locking & steering facility
- Clearance beneath frame allows access for mobile hoists
- Electric models (230V ~, 50/60H) fitted with a UK 3 pin plug & available with a hand or foot switch
- Hydraulic models use a foot pump pedal positioned on both sides of the couch
- Seamless & contoured upholstery using flame retardant & anti-microbial vinyl
- Swing down side support rails fitted to either side
- Frames prepared to accept optional accessories
- Maximum capacity 225kg

Dimensions (w x d x h)

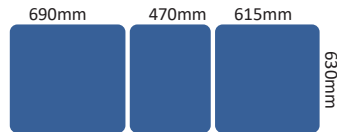
- 630 x 1790 x 490 - 950mm

Standard Colours

- Paint - White
- Vinyl - Bristol Blue

Options

- E02 - Paper Roll Holder
- E04/U - Side Support Rails C/W Cushions Upgrade (Pair)
- E05 - Breather Hole & Plug
- E06 - Battery Back Up



Foot Switch



Hand Switch



EC1335/VBB

Alternative colours available at extra cost. Change suffix 'VBB' on the product code with any of the following i.e. Electric with Electric Backrest - Hand Switch in Coastal Blue - EC1345/**VCB**



Item	Description	Weight
EC1330/VBB	Hydraulic	76.4kg
EC1335/VBB	Electric, Hand Switch	76.4kg
EC1340/VBB	Electric, Foot Switch	76.4kg
EC1345/VBB	Electric with Electric Backrest - Hand Switch	78.7kg
EC1350/VBB	Electric with Electric Backrest - Foot Switch	78.7kg

Examination & Treatment Couch, Two Section, Fixed Height



Features

- Fixed height approx. 786mm
- Adjustable angle backrest 0 to +90 degrees using a scissor jack
- Adjustable feet allow levelling on uneven floors
- Seamless upholstery using flame retardant anti-microbial vinyl
- Paper roll holder fitted to foot end (suitable for rolls max 510mm wide x 200mm diameter)
- Supplied boxed for self-assembly
- Maximum capacity 125kg

Dimensions (w x d x h)

- 610 x 1860 x 795mm

Standard Colours

- Paint - White
- Legs - Chrome
- Vinyl - Bristol Blue



Alternative colours available at extra cost. Change suffix 'VBB' on the product code with any of the following i.e. Examination Couch in Chocolate - EC010/VCH



Item	Description	Weight
EC010/VBB	Examination Couch - Self-Assembly	29.0kg

Couch Steps, One & Two Tread

Features

- Non-slip rubber feet & light textured polyethylene step (458 x 280mm)
- Tread Heights
 - One Tread - 200mm
 - Two Tread - 200 & 400mm
- Maximum capacity 125kg

Dimensions (w x d x h)

- One Tread - 519 x 284 x 585mm
- One Tread, Handle - 519 x 284 x 1005mm (handle height 1005mm)
- Two Tread - 519 x 564 x 515mm

Standard Colours

- Paint - White



CS/2



CS/1



CS/1H

Item	Description	Weight
CS/1	Couch Step - One Tread	3.8kg
CS/1H	Couch Step - One Tread, Handle	5.5kg
CS/2	Couch Step - Two Tread	9.0kg

Leg Rest - Adjustable

Features

- Independently adjustable legs
- Height & angle adjustment from 355 - 510mm
- Seamless upholstery using flame retardant anti-microbial vinyl
- Maximum capacity 25kg

Dimensions (w x d x h)

- Overall Dimensions - 460 x 305 x 350 - 510mm
- Upholstered Pad - 460 x 305mm

Standard Colours

- Paint - White
- Vinyl - Bristol Blue



CS/28/VFR



CS/28/VSD



CS/28/VBB

Alternative colours available at extra cost. Change suffix 'VBB' on the product code



Item	Description	Weight
CS/28/VBB	Leg Rest - Adjustable	3.5kg

Other products that you may be interested in...

See Pages 46 & 47

Caretray Trolleys - Mild Steel, Standard Level, Single & Double Column



CTM1/10/3S2D



CTM2/10/6S4D

Examination & Treatment Couch, Two Section, Bariatric

Features

- BS 2838-2: 1991 Examination & general treatment couches, build, performance & safety specifications
- EN 60601-1:2006+A12:2014 Medical electrical equipment. General requirements for basic safety & essential performance
- Electric height adjustment
- Height adjustment from 520 - 950mm
- Adjustable angle backrest
- Manual -25 to +90 degrees
- Electric -22 to +90 degrees
- Anti-trap gas strut fitted with a release lever used on the backrest section (optional electric)
- Retractable castors fitted to both ends to assist with movement & positioning
- One adjustable foot fitted to allow levelling on uneven floors
- Clearance beneath frame allows access for mobile hoists
- 230V ~, 50/60Hz actuator fitted with a UK 3 pin plug & available with a hand or foot switch
- Seamless upholstery using flame retardant antimicrobial vinyl
- Frames prepared to accept optional accessories
- Maximum capacity 325kg

Dimensions (w x d x h)

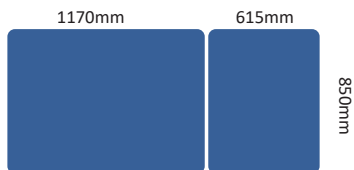
- 850 x 1790 x 520 - 950mm

Standard Colours

- Paint - White
- Vinyl - Bristol Blue

Options

- E03 - Side Support Rails (Pair)
- E04 - Side Support Rails C/W Cushions (Pair)
- E07 - Height Adjustable Armrests (Pair)
- E08 - Infusion Pole
- E18 - Battery Back Up
- E19 - Paper Roll Holder
- E21 - Breather Hole & Plug



Item	Description	Weight
EC2205/VBB	Electric, Hand Switch	79.0kg
EC2210/VBB	Electric, Foot Switch	79.0kg
EC2215/VBB	Electric with Electric Backrest - Hand Switch	81.3kg
EC2220/VBB	Electric with Electric Backrest - Foot Switch	81.3kg



Foot Switch



Hand Switch

Planned Preventative Maintenance
Contact us for details



HEIGHT ADJUSTABLE

EC2215/VBB

Alternative colours available at extra cost. Change suffix 'VBB' on the product code with any of the following i.e. Electric with Electric Backrest - Hand Switch in Peach - EC2215/VPE



Examination & Treatment Couch, Two Section, Mobile, Bariatric



Features

- BS 2838-2: 1991 Examination & general treatment couches, build, performance & safety specifications
- EN 60601-1:2006+A12:2014 Medical electrical equipment. General requirements for basic safety & essential performance
- Electric height adjustment
- Height adjustment from 520 - 950mm
- Adjustable angle backrest
- Manual -25 to +90 degrees
- Electric -22 to +90 degrees
- Anti-trap gas strut fitted with a release lever used on the backrest section (optional electric)
- 125mm swivel castors featuring a central locking & steering facility
- Clearance beneath frame allows access for mobile hoists
- 230V ~, 50/60Hz actuator fitted with a UK 3 pin plug & available with a hand or foot switch
- Seamless upholstery using flame retardant antimicrobial vinyl
- Swing down side support rails fitted to either side
- Frames prepared to accept optional accessories
- Maximum capacity 325kg

Dimensions (w x d x h)

- 850 x 1790 x 520 - 950mm

Standard Colours

- Paint - White
- Vinyl - Bristol Blue

Options

- E04/U - Side Support Rails C/W Cushions Upgrade (Pair)
- E18 - Battery Back Up
- E19 - Paper Roll Holder
- E21 - Breather Hole & Plug

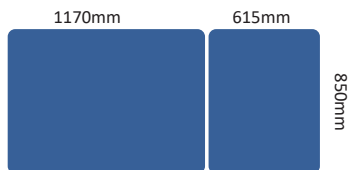


Foot Switch

Hand Switch



EC2225/VBB



Item	Description	Weight
EC2225/VBB	Electric, Hand Switch	85.2kg
EC2230/VBB	Electric, Foot Switch	85.2kg
EC2235/VBB	Electric with Electric Backrest - Hand Switch	87.5kg
EC2240/VBB	Electric with Electric Backrest - Foot Switch	87.5kg

Alternative colours available at extra cost. Change suffix 'VBB' on the product code with any of the following i.e. Electric with Electric Backrest - Foot Switch in Bristol Blue - EC2240/VBB



Examination & Treatment Couch, Three Section, Bariatric

Features

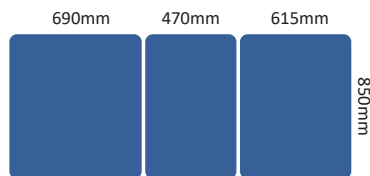
- BS 2838-2: 1991 Examination & general treatment couches, build, performance & safety specifications
- EN 60601-1:2006+A12:2014 Medical electrical equipment. General requirements for basic safety & essential performance
- Electric height adjustment
- Height adjustment from 520 - 950mm
- Adjustable angle backrest
- Manual -25 to +90 degrees
- Electric -22 to +90 degrees
- Adjustable angle footrest from -25 to +75 degrees
- Anti-trap gas strut fitted with a release lever used on the back & footrest sections (optional electric backrest)
- Retractable castors fitted to both ends to assist with movement & positioning
- One adjustable foot fitted to allow levelling on uneven floors
- Clearance beneath frame allows access for mobile hoists
- 230V ~, 50/60Hz actuator fitted with a UK 3 pin plug & available with a hand or foot switch
- Seamless upholstery using flame retardant antimicrobial vinyl
- Frames prepared to accept optional accessories
- Maximum capacity 325kg

Dimensions (w x d x h)

- 850 x 1790 x 520 - 950mm

Standard Colours

- Paint - White
- Vinyl - Bristol Blue



Options

- E03 - Side Support Rails (Pair)
- E04 - Side Support Rails C/W Cushions (Pair)
- E07 - Height Adjustable Armrests (Pair)
- E08 - Infusion Pole
- E18 - Battery Back Up
- E19 - Paper Roll Holder
- E21 - Breather Hole & Plug



Foot Switch



Hand Switch

Planned
Preventative
Maintenance
Contact us for
details



EC2305/VBB

Alternative colours available at extra cost. Change suffix 'VBB' on the product code with any of the following i.e. Electric with Electric Backrest - Hand Switch in Peach - EC2315/VPE



Item	Description	Weight
EC2305/VBB	Electric, Hand Switch	81.8kg
EC2310/VBB	Electric, Foot Switch	81.8kg
EC2315/VBB	Electric with Electric Backrest - Hand Switch	84.1kg
EC2320/VBB	Electric with Electric Backrest - Foot Switch	84.1kg

Examination & Treatment Couch, Three Section, Mobile, Bariatric

Features

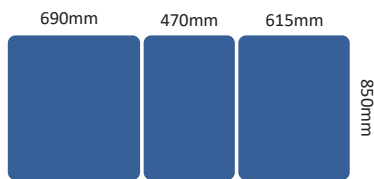
- BS 2838-2: 1991 Examination & general treatment couches, build, performance & safety specifications
- EN 60601-1:2006+A12:2014 Medical electrical equipment. General requirements for basic safety & essential performance
- Electric height adjustment
- Height adjustment from 520 - 950mm
- Adjustable angle backrest
- Manual -25 to +90 degrees
- Electric -22 to +90 degrees
- Adjustable angle footrest from -25 to +75 degrees
- Anti-trap gas strut fitted with a release lever used on the back & footrest sections (optional electric backrest)
- 125mm swivel castors featuring a central locking & steering facility
- Clearance beneath frame allows access for mobile hoists
- 230V ~, 50/60Hz actuator fitted with a UK 3 pin plug & available with a hand or foot switch
- Seamless upholstery using flame retardant antimicrobial vinyl
- Swing down side support rails fitted to either side
- Frames prepared to accept optional accessories
- Maximum capacity 325kg

Dimensions (w x d x h)

- 850 x 1790 x 520 - 950mm

Standard Colours

- Paint - White
- Vinyl - Bristol Blue



Options

- E04/U - Side Support Rails C/W Cushions Upgrade (Pair)
- E18 - Battery Back Up
- E19 - Paper Roll Holder
- E21 - Breather Hole & Plug



Foot Switch



Hand Switch



EC2340/VBB

Alternative colours available at extra cost. Change suffix 'VBB' on the product code with any of the following i.e. Electric, Foot Switch in Flame Red - EC2330/**VFR**



Item	Description	Weight
EC2325/VBB	Electric, Hand Switch	88.0kg
EC2330/VBB	Electric, Foot Switch	88.0kg
EC2335/VBB	Electric with Electric Backrest - Hand Switch	90.3kg
EC2340/VBB	Electric with Electric Backrest - Foot Switch	90.3kg

Examination & Treatment Chair, Drop End, Three Section

Features

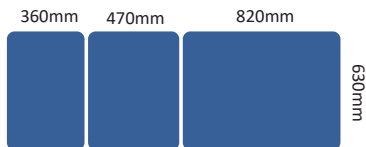
- BS 2838-2: 1991 Examination & general treatment couches, build, performance & safety specifications
- EN 60601-1:2006+A12:2014 Medical electrical equipment. General requirements for basic safety & essential performance
- Electric or hydraulic height adjustment
- Height adjustment from 490 - 950mm
- Adjustable angle backrest
- Manual -25 to +90 degrees
- Electric -22 to +90 degrees
- Adjustable angle footrest from -90 to +10 degrees
- Anti-trap gas struts fitted with release levers used on the back & footrest sections (optional electric backrest)
- Retractable castors fitted to both ends to assist with movement & positioning
- One adjustable foot fitted to allow levelling on uneven floors
- Clearance beneath frame allows access for mobile hoists
- Electric models (230V ~, 50/60H) fitted with a UK 3 pin plug & available with a hand or foot switch
- Hydraulic models use a foot pump pedal positioned on both sides of the couch
- Seamless upholstery using flame retardant anti-microbial vinyl
- Frames prepared to accept optional accessories
- Maximum capacity 225kg

Dimensions (w x d x h)

- 630 x 1710 x 490 - 950mm

Standard Colours

- Paint - White
- Vinyl - Bristol Blue



Options

- E02 - Paper Roll Holder
- E05 - Breather Hole & Plug
- E06 - Battery Back Up
- E07 - Height Adjustable Armrests (Pair)
- E08 - Infusion Pole
- E09 - Bowl
- E10 - Bowl Support
- E13 - Phlebotomy Armrests (Pair)
- E14 - Side Support Loops (Pair)



Foot Switch



Hand Switch



Item	Description	Weight
EC4305/VBB	Hydraulic	66.5kg
EC4310/VBB	Electric, Hand Switch	66.5kg
EC4315/VBB	Electric, Foot Switch	66.5kg
EC4320/VBB	Electric with Electric Backrest - Hand Switch	68.8kg
EC4325/VBB	Electric with Electric Backrest - Foot Switch	68.8kg

Alternative colours available at extra cost. Change suffix 'VBB' on the product code with any of the following i.e. Electric - Foot Switch in Peach - EC4315/VPE



Examination & Treatment Chair, Drop End, Three Section, Bariatric

Features

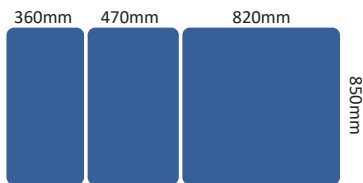
- BS 2838-2: 1991 Examination & general treatment couches, build, performance & safety specifications
- EN 60601-1:2006+A12:2014 Medical electrical equipment. General requirements for basic safety & essential performance
- Electric height adjustment
- Height adjustment from 520 - 950mm
- Adjustable angle backrest
- Manual -25 to +90 degrees
- Electric -22 to +90 degrees
- Adjustable angle footrest from -90 to +10 degrees
- Anti-trap gas strut fitted with a release lever used on the back & footrest sections
- Retractable castors fitted to both ends to assist with movement & positioning
- One adjustable foot fitted to allow levelling on uneven floors
- Clearance beneath frame allows access for mobile hoists
- 230V ~, 50/60Hz actuator fitted with a UK 3 pin plug & available with a hand or foot switch
- Seamless upholstery using flame retardant antimicrobial vinyl
- Frames prepared to accept optional accessories
- Maximum capacity 325kg

Dimensions (w x d x h)

- 850 x 1790 x 520 - 950mm

Standard Colours

- Paint - White
- Vinyl - Bristol Blue



Options

- E07 - Height Adjustable Armrests (Pair)
- E08 - Infusion Pole
- E09 - Bowl
- E10 - Bowl Support
- E13 - Phlebotomy Armrests (Pair)
- E14 - Side Support Loops (Pair)
- E18 - Battery Back Up
- E19 - Paper Roll Holder
- E21 - Breather Hole & Plug



Foot Switch



Hand Switch

Planned Preventative Maintenance
Contact us for details



EC4330/VBB

Alternative colours available at extra cost. Change suffix 'VBB' on the product code with any of the following i.e. Electric with Electric Backrest - Foot Switch in Aquamarine - EC4345/VAQ



Item	Description	Weight
EC4330/VBB	Electric, Hand Switch	76.7kg
EC4335/VBB	Electric, Foot Switch	76.7kg
EC4340/VBB	Electric with Electric Backrest - Hand Switch	79.0kg
EC4345/VBB	Electric with Electric Backrest - Foot Switch	79.0kg

Phlebotomy Chair, Variable Height

Features

- BS 2838-2: 1991 Examination & general treatment couches, build, performance & safety specifications
- EN 60601-1:2006+A12:2014 Medical electrical equipment. General requirements for basic safety & essential performance
- Electric or hydraulic height adjustment
- Height adjustment from 490 - 950mm
- Adjustable angle backrest
- Manual -25 to +90 degrees
- Electric -22 to +90 degrees
- Adjustable angle footrest from -90 to +10 degrees
- Anti-trap gas struts fitted with release levers used on the back & footrest sections (optional electric backrest)
- Retractable castors fitted to both ends to assist with movement & positioning
- One adjustable foot fitted to allow levelling on uneven floors
- Clearance beneath frame allows access for mobile hoists
- Electric models (230V ~, 50/60H) fitted with a UK 3 pin plug & available with a hand or foot switch
- Hydraulic models use a foot pump pedal positioned on both sides of the couch
- Seamless upholstery using flame retardant anti-microbial vinyl
- Adjustable polyurethane phlebotomy armrests
- Side support loops assist with patient mount & dismount (self-assembly)
- Paper roll holder (suitable for rolls max 510mm wide x 200mm diameter)
- Frames prepared to accept optional accessories
- Maximum capacity 225kg

Dimensions (w x d x h)

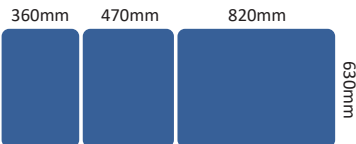
- 770 x 1710 x 490 - 950mm

Options

- E06 - Battery Back Up

Standard Colours

- Paint - White
- Vinyl - Bristol Blue



Item	Description	Weight
EC5305/VBB	Hydraulic	67.0kg
EC5310/VBB	Electric, Hand Switch	67.0kg
EC5315/VBB	Electric, Foot Switch	67.0kg
EC5320/VBB	Electric with Electric Backrest - Hand Switch	69.3kg
EC5325/VBB	Electric with Electric Backrest - Foot Switch	69.3kg



Foot Switch



Hand Switch



EC5305/VBB

Alternative colours available at extra cost. Change suffix 'VBB' on the product code with any of the following i.e. Electric - Foot Switch in Graphite - EC5315/VGH



Phlebotomy Chair, Variable Height, Bariatric

Features

- BS 2838-2: 1991 Examination & general treatment couches, build, performance & safety specifications
- EN 60601-1:2006+A12:2014 Medical electrical equipment. General requirements for basic safety & essential performance
- Electric height adjustment
- Height adjustment from 490 - 950mm
- Adjustable angle backrest
- Manual -25 to +90 degrees
- Electric -22 to +90 degrees
- Adjustable angle footrest from -90 to +10 degrees
- Anti-trap gas struts fitted with release levers used on the back & footrest sections
- Retractable castors fitted to both ends to assist with movement & positioning
- One adjustable foot fitted to allow levelling on uneven floors
- Clearance beneath frame allows access for mobile hoists
- 230V ~, 50/60Hz actuator fitted with a UK 3 pin plug & available with a hand or foot switch
- Seamless upholstery using flame retardant anti-microbial vinyl
- Adjustable polyurethane phlebotomy armrests
- Side support loops assist with patient mount & dismount (self-assembly)
- Paper roll holder (suitable for rolls max 510mm wide x 200mm diameter)
- Frames prepared to accept optional accessories
- Maximum capacity 325kg

Dimensions (w x d x h)

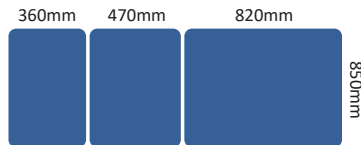
- 990 x 1710 x 490 - 950mm

Standard Colours

- Paint - White
- Vinyl - Bristol Blue

Options

- E18 - Battery Back Up



Foot Switch



Hand Switch

Planned Preventative Maintenance
Contact us for details



HEIGHT ADJUSTABLE

EC5330/VBB

Item	Description	Weight
EC5330/VBB	Electric, Hand Switch	77.2kg
EC5335/VBB	Electric, Foot Switch	77.2kg
EC5340/VBB	Electric with Electric Backrest - Hand Switch	79.5kg
EC5345/VBB	Electric with Electric Backrest - Foot Switch	79.5kg

Alternative colours available at extra cost. Change suffix 'VBB' on the product code with any of the following i.e. Electric with Electric Backrest - Hand Switch in Onyx Black - EC5340/**VOB**



Phlebotomy Chair, Fixed Height

Features

- Adjustable polyurethane phlebotomy armrest (height, rotation & angle)
- Armrest can be positioned on either side of the chair (additional armrest available if required)
- Four-leg design
- Fire retardant & antimicrobial vinyl upholstery
- Black finish tubular frame
- Maximum capacity 95kg

Standard Colours

- Vinyl - Marina

Options

- E15 - Phlebotomy Armrest (Single)



Replace suffix on the product code with any of the following to select your colour
i.e. Phlebotomy Four Leg Chair in Rust Vinyl - TS/PH/**VVRT**

Vinyl - Camira Vita



VVMA VVWL VVTO VVSL VVOL VVNR VVAO VVEO VVPK VVRT

Item	Description	Seat Height	Back Height	Seat Width	Overall Width	Seat Depth	Overall Depth	Weight
TS/PH/VVMA	Phlebotomy, Four Leg	500mm	290mm	470mm	530mm	430mm	580mm	8.6kg



Paper Roll Holder

E02 - Standard Couch / E19 - Bariatric Couch

- Fitted to the head section
- Suitable for rolls max 510mm wide x 200mm diameter



Side Support Rails (Pair)

E03

- Swing down-side support rails
- Can be added to either one or both sides of the couch to provide additional safety for patients



Cushioned Side Support Rails (Pair)

E04 - E04/U

- Vinyl upholstered swing down-side support rails
- Can be added to either one or both sides of the couch to provide additional safety for patients
- Upgrade option for factory fitted side support rails (E04/U)



Breather Hole & Plug

E05 - Standard Couch / E21 - Bariatric Couch

- Breather hole located in backrest section to improve patient comfort when in the prone position
- Supplied with a plug / insert



Battery Back Up

E06 - Standard Couch / E18 - Bariatric Couch

- Allows the couch to be lowered in a controlled manner in the event of a power failure
- Provides enough charge for 1-3 cycles



Height Adjustable Armrests (Pair)

E07

- Height adjustable easy clean moulded polyurethane armrests



Infusion Pole

E08

- Height adjustable two hook infusion pole
- Cannot be fitted in conjunction with side support rails - E03, E04, E04/U



Bowl

E09

- 360mm diameter 304 Grade stainless steel bowl



Bowl Support

E10

- Support to hold 360mm diameter 304 Grade stainless steel bowl
- Order bowl separately



Lithotomy Stirrups (Pair)

E11

- Traditional lithotomy stirrups



Leg Supports (Pair)

E12

- Fully adjustable easy clean moulded polyurethane leg supports



Phlebotomy Armrests (Pair)

E13

- Fully adjustable easy clean moulded polyurethane armrests



Side Support Loops (Pair)

E14

- Side support loops to assist mount / dismount & provide patient security



EC5305/VBB