



# Drug & Medicine Dispensing

Dispensing Trolleys	118
Dispensing Trolleys - Laptop Holders	122
Pharmacy Trolleys	124
Pharmacy Trolleys - Laptop Holders	130
Security Clamp	132
Distribution Trolleys	133

## Caretray Trolley - Dispensing

### Features

- Trolleys suitable for the storage & dispensing of drugs & medicines
- Suitable for use with Electronic Prescribing & Medicines Administration (EPMA) & Electronic Patient Records (EPR)
- Quick & easy disassembly, assists thorough & deep cleaning
- Fully welded mild steel frame
- Recyclable polypropylene one-piece top & side panels, smooth surfaces & radiused edges assists cleaning (compatible with steam cleaning)
  - Top Panel - Raised edges on three sides provide defined grab points to act as push handles, whilst an integral rim at the front contains spillages (max load 30kg)
  - Side Panels - Incorporate runners with positive stops preventing trays from being accidentally withdrawn
- Carerails fitted to either side support a wide range of accessories
- Solid grade laminate door & back panel providing security for the contents of the trays
- Two locking options...
  - High Security Bolt Lock - Supplied with two keys
  - Electronic Push Button Lock - Programmable four-digit code
- Trolley pre-configured with the following accessories...
  - Waste Bin & Bracket, 8 Litre
- Translucent, impact-resistant trays & dividers, smooth surfaces & radiused edges assists cleaning (compatible with steam cleaning / high temperature machine washing)
- Trays feature an integral handle with a plastic clip-on label cover (coloured label strips supplied - white, blue, green, yellow & red)
- Each tray supplied with 2 x long & 2 x short dividers
- Max load per tray 5kg
- Polyurethane ring buffers offer protection to both the trolley & fabric of the building
- 100mm polymer castors, 2 off braking
- When not in use, trolleys storing medicines should be secured to the wall using a Security Clamp (see locking & security accessories)

### Dimensions (w x d x h)

- Overall Dimensions - 550 x 550 x 993mm
- Plastic Top - 455 x 455 (internal) at height 968mm
- Trays
  - Shallow Tray - 355 x 405 x 100mm (internal)
  - Deep Tray - 355 x 405 x 150mm (internal)

### Standard Colours

- Paint - Spearmint

### Accessories

- Locking & Security - page 54
- Overbridge & Tilt Bins - page 60
- Carerail Mounted - page 62
- Laptop Holders - page 68
- Castors & Ring Buffers - page 70
- Trays, Shelves, Dividers & Labels - page 71



CTDISPM1/10/3S2D/EPB

Description	High Security Bolt Lock	Electronic Push Button Lock	Weight
3 x 100mm, 2 x 150mm Trays	CTDISPM1/10/3S2D/HSB	CTDISPM1/10/3S2D/EPB	35.5kg
4 x 100mm, 1 x 150mm Trays	CTDISPM1/10/4S1D/HSB	CTDISPM1/10/4S1D/EPB	35.2kg
6 x 100mm Trays	CTDISPM1/10/6S/HSB	CTDISPM1/10/6S/EPB	36.3kg

# Dispensing Trolleys - Standard Capacity, Metal

## Features

- Trolleys suitable for the storage & dispensing of drugs & medicines
- Lockable hinged lid provides document support
- Fitted with a high security bolt lock (supplied with two keys)
- Hinged writing flap provides a work area at height 907mm (max capacity 2.0kg)
- Lower shelf
- Five tier plastic rack (395mm)
- Two slide out storage / waste bins
- 100mm pressed steel castors
- When not in use, trolley should be secured to the building - see optional MT/1/6F

## Dimensions (w x d x h)

- Internal...
  - Small - 489 x 457 x 292mm sloping to 127mm at the front
  - Medium - 706 x 457 x 292mm sloping to 127mm at the front
  - Large - 832 x 490 x 292mm sloping to 127mm at the front

## Standard Colours

- Frame - Spearmint
- Cabinet / Shelf / Flap - Grey White

## Options / Accessories

- MT/1/6F - Security Wall Clamp
- ZP005 - Ring Buffers
- MT/LHR/S - Laptop Holder - Removable, Swing Arm
- MT/LHNR/S - Laptop Holder - Non-Removable, Swing Arm



Item	Description	Dimensions	Weight
MT130	Standard Capacity, Metal, Small	750 x 459 x 1112mm	22.0kg
MT140	Standard Capacity, Metal, Medium	891 x 459 x 1112mm	25.0kg
MT150	Standard Capacity, Metal, Large	1030 x 492 x 1112mm	31.0kg

## Dispensing Trolleys - Standard Capacity, Melamine

### Features

- Trolleys suitable for the storage & dispensing of drugs & medicines
- Lockable hinged lids...
  - Upper - Assisted using a gas strut, providing document support
  - Lower - Provides a work area, at height 980mm (max load 4.0kg)
- Two locking options...
  - High Security Bolt Lock - Supplied with two keys
  - Electronic Push Button - Programmable four-digit code
- Hinged work flap provides a work area at height 930mm (max load 2.0kg)
- Lower shelf
- Five tier plastic rack (395mm)
- Two slide out storage / waste bins
- 100mm pressed steel castors
- When not in use, trolley should be secured to the building - see optional MT/1/6F

### Dimensions (w x d x h)

- Overall...
  - Small - 750 x 490 x 1130mm
  - Medium - 890 x 490 x 1130mm
  - Large - 1030 x 525 x 1130mm
- Internal...
  - Small - 530 x 427 x 263mm sloping to 112mm at front
  - Medium - 683 x 427 x 263mm sloping to 112mm at front
  - Large - 805 x 461 x 263mm sloping to 112mm at front

### Standard Colours

- Frame - Spearmint
- Cabinet / Shelf / Flap - Grey White

### Options / Accessories

- MT/1/6F - Security Wall Clamp
- ZP005 - Ring Buffers
- MT/LHR/S - Laptop Holder - Removable, Swing Arm
- MT/LHNR/S - Laptop Holder - Non-Removable, Swing Arm



Item	Description	Weight
<b>High Security Bolt Lock</b>		
MT100	Standard Capacity, Melamine, High Security Bolt Lock, Small	26.0kg
MT110	Standard Capacity, Melamine, High Security Bolt Lock, Medium	35.0kg
MT120	Standard Capacity, Melamine, High Security Bolt Lock, Large	42.5kg
<b>Electronic Push Button Lock</b>		
MT100CL	Standard Capacity, Melamine, Electronic Push Button Lock, Small	26.0kg
MT110CL	Standard Capacity, Melamine, Electronic Push Button Lock, Medium	35.0kg
MT120CL	Standard Capacity, Melamine, Electronic Push Button Lock, Large	42.5kg

## Dispensing Trolleys - High Capacity, Melamine

### Features

- Trolleys suitable for the storage & dispensing of drugs & medicines
- Lockable hinged lids...
  - Upper - Assisted using a gas strut, providing document support
  - Lower - Provides a work area, at height 980mm (max load 4.0kg)
- Two locking options...
  - High Security Bolt Lock - Supplied with two keys
  - Electronic Push Button - Programmable four-digit code
- Hinged work flap provides a work area at height 850mm (max load 2.0kg)
- Lower shelf
- Five tier plastic rack (395mm)
- Two slide out storage / waste bins
- 125mm pressed steel castors
- Ring buffers
- When not in use, trolley should be secured to the building - see optional MT/1/6F

### Dimensions (w x d x h)

- Overall...
  - Medium - 760 x 560 x 1290mm
  - Large - 905 x 560 x 1290mm
- Internal...
  - Medium - 530 x 461 x 513mm sloping to 137mm at the front
  - Large - 683 x 461 x 513mm sloping to 137mm at the front

### Standard Colours

- Frame - Spearmint
- Cabinet / Shelf / Flap - Grey White

### Options / Accessories

- MT/1/6F - Security Wall Clamp
- MT/LHR/S - Laptop Holder - Removable, Swing Arm
- MT/LHNR/S - Laptop Holder - Non-Removable, Swing Arm

Item	Description	Weight
<b>High Security Bolt Lock</b>		
MT220	High Capacity, Melamine, High Security Bolt Lock, Medium	42.0kg
MT230	High Capacity, Melamine, High Security Bolt Lock, Large	50.0kg
<b>Electronic Push Button Lock</b>		
MT220CL	High Capacity, Melamine, Electronic Push Button Lock, Medium	42.0kg
MT230CL	High Capacity, Melamine, Electronic Push Button Lock, Large	50.0kg



# Laptop Holder - Removable, Swing Arm

## Features

- Three section swing arm offering height, rotation & angle adjustment
- Compatible with the MT range of dispensing trolleys
- Fitted to the rear right hand upright of the trolley (upright & holder supplied for customer to fit)
- Laptop supported in a cradle, fitted with adjustable wing arms
- Laptop can be secured using a security clamp (supplied)\*
- Adjustable to accept laptops 280 - 435 x 22mm (w x h)
- Maximum capacity 2.0kg
- Design allows easy access to laptop ports

\*Not compatible with Dell laptops using the N17 wedge lock system

## Standard Colours

- Paint - Grey White



Item	Description	Weight
MT/LHR/S	Laptop Holder - Removable, Swing Arm	3.7kg

# Laptop Holder - Non-Removable, Swing Arm

## Features

- Three section swing arm offering height, rotation & angle adjustment
- Compatible with the MT range of dispensing trolleys
- Fitted to the rear right hand upright of the trolley (upright & holder supplied for customer to fit)
- Laptop supported in a cradle fitted with a steel mounting bracket, fixed using either nyloc or wing nuts
- Laptop can be secured using a security clamp (supplied)\*
- Adjustable to accept laptops 280 - 435 x 22mm (w x h)
- Maximum capacity 2.0kg
- Design allows easy access to laptop ports

\*Not compatible with Dell laptops using the N17 wedge lock system

## Standard Colours

- Paint - Grey White



Item	Description	Weight
MT/LHNR/S	Laptop Holder - Non-Removable, Swing Arm	5.0kg

Laptop supported in a cradle fitted with a steel mounting bracket that can be fixed using either nyloc or wing nuts



## Pharmacy Trolleys - Patient Administration

### Features

- Trolleys suitable for the storage & dispensing of drugs & medicines using individual compartments dedicated for each patient
- Two locking options...
  - High Security Bolt Lock - Supplied with two keys
  - Electronic Push Button - Programmable four-digit code
- Supplied with 4 / 8 trays subdivided into equal compartments...
  - 24 Compartment - 4 trays subdivided into 6 equal compartments, each compartment - 190mm x 132mm x 220mm (5.5 Litres). Label holders provided for each compartment
  - 32 Compartment - 8 trays subdivided into 4 equal compartments, each compartment - 192mm x 143mm x 220mm (6.1 Litres). Label holders provided for each compartment
- Upper work surface
- Push handles incorporate integral buffers to offer protection to both the trolley & fabric of the building
- Plastic debris bin & bracket
- 125mm polymer castors
- When not in use, trolley should be secured to the building - see optional MT/1/6F

### Dimensions (w x d x h)

- Single Door - 627 x 579 x 1165mm
- Double Door - 820 x 579 x 1165mm

### Standard Colours

- Paint - Grey White
- Work Surface - Spearmint

### Options / Accessories

- MT/1/6F - Security Wall Clamp
- PT/LHR/S - Laptop Holder - Removable, Swing Arm
- PT/LHNR/S - Laptop Holder - Non-Removable, Swing Arm



PTD/HSB/PA32

High Security Bolt Lock	Electronic Push Button Lock	Description	Weight
PTS/HSB/PA24	PTS/EPB/PA24	Patient Administration, Single Door, 24 Compartments	51.4kg
PTD/HSB/PA32	PTD/EPB/PA32	Patient Administration, Double Door, 32 Compartments	68.8kg

# Pharmacy Trolleys - Drawers

## Features

- Trolleys suitable for the storage & dispensing of drugs & medicines using drawers
- Two locking options...
  - High Security Bolt Lock - Supplied with two keys
  - Electronic Push Button - Programmable four-digit code
- Upper work surface
- Push handles incorporate integral buffers to offer protection to both the trolley & fabric of the building
- Three adjustable door shelves
- Plastic debris bin & bracket
- 125mm polymer castors
- When not in use, trolley should be secured to the building - see optional MT/1/6F

## Dimensions (w x d x h)

- Overall Dimensions - 511 x 542 x 1072mm
- Drawer - 335 x 295 x 113mm (internal)

## Standard Colours

- Paint - Grey White
- Work Surface - Spearmint

## Options / Accessories

- MT/1/6F - Security Wall Clamp
- PT/LHR/S - Laptop Holder - Removable, Swing Arm
- PT/LHNR/S - Laptop Holder - Non-Removable, Swing Arm
- SEP/DIS - Drawer Inserts, Single Door Trolley - refer to page 384



PTS/HSB/DR6

High Security Bolt Lock	Electronic Push Button Lock	Description	Weight
PTS/HSB/DR6	PTS/EPB/DR6	Pharmacy Trolleys - Drawers	53.0kg

## Pharmacy Trolleys - Trays

### Features

- Trolleys suitable for the storage & dispensing of drugs & medicines using individual patient trays
- Two locking options...
  - High Security Bolt Lock - Supplied with two keys
  - Electronic Push Button - Programmable four-digit code
- Trays supported on adjustable shelves, sizes (w x d x h)...
  - LA - 86 x 268 x 57mm (aluminium)
  - A - 85 x 181 x 54mm (plastic)
  - C - 129 x 181 x 54mm (plastic)
  - LP - 115 x 266 x 95mm (plastic)
- Upper work surface
- Push handles incorporate integral buffers to offer protection to both the trolley & fabric of the building
- Adjustable door shelves...
  - Single Door - Three door shelves
  - Double Door - Six door shelves
- Plastic debris bin & bracket
- 125mm polymer castors
- When not in use, trolley should be secured to the building - see optional MT/1/6F

### Dimensions (w x d x h)

- Single Door - 511 x 542 x 1072mm
- Double Door - 711 x 568 x 1072mm

### Standard Colours

- Paint - Grey White
- Work Surface - Spearmint

### Options / Accessories

- MT/1/6F - Security Wall Clamp
- PT/LHR/S - Laptop Holder - Removable, Swing Arm
- PT/LHNR/S - Laptop Holder - Non-Removable, Swing Arm



PTS/HSB/LA16



PTD/HSB/A18C12



PTD/HSB/LP24

High Security Bolt Lock	Electronic Push Button Lock	Description	Weight
<b>Single Door</b>			
PTS/HSB/LA16	PTS/EPB/LA16	Sixteen LA Trays	39.0kg
<b>Double Door</b>			
PTD/HSB/A18C12	PTD/EPB/A18C12	Eighteen A & Twelve C Trays	57.0kg
PTD/HSB/LP24	PTD/EPB/LP24	Twenty-Four LP Trays	57.0kg

# Pharmacy Trolleys - Blister Pack (MDS)

## Features

- Trolleys suitable for the storage & dispensing of drugs & medicines using the blister packed monitored dosage system (MDS)
- Two locking options...
  - High Security Bolt Lock - Supplied with two keys
  - Electronic Push Button - Programmable four-digit code
- Frames supported on adjustable slide out shelves (frames not supplied)
- Upper work surface
- Push handles incorporate integral buffers to offer protection to both the trolley & fabric of the building
- Adjustable door shelves...
  - Single Door - Three door shelves
  - Double Door - Six door shelves
- Fold over MDS dispensing surface
- Plastic debris bin & bracket
- 125mm polymer castors
- When not in use, trolley should be secured to the building - see optional MT/1/6F

## Dimensions (w x d x h)

- Single Door - 511 x 542 x 1072mm
- Double Door - 711 x 568 x 1072mm

## Standard Colours

- Paint - Grey White
- Work Surface - Spearmint

## Options / Accessories

- MT/1/6F - Security Wall Clamp
- PT/LHR/S - Laptop Holder - Removable, Swing Arm
- PT/LHNR/S - Laptop Holder - Non-Removable, Swing Arm



High Security Bolt Lock	Electronic Push Button Lock	Description	Weight
Single Door			
PTS/HSB/BP6	PTS/EPB/BP6	Blister Pack, Six Frames	38.0kg
Double Door			
PTD/HSB/BP9	PTD/EPB/BP9	Blister Pack, Nine Frames	42.0kg

## Pharmacy Trolleys - Nomad® Cassettes

### Features

- Trolleys suitable for the storage & dispensing of drugs & medicines using the Nomad® cassette monitored dosage system
- Two locking options...
  - High Security Bolt Lock - Supplied with two keys
  - Electronic Push Button - Programmable four-digit code
- Cassettes supported on three adjustable shelves (cassettes not supplied)
- Upper work surface
- Push handles incorporate integral buffers to offer protection to both the trolley & fabric of the building
- Six adjustable door shelves
- Plastic debris bin & bracket
- 125mm polymer castors
- When not in use, trolley should be secured to the building - see optional MT/1/6F

### Dimensions (w x d x h)

- Overall Dimensions - 711 x 568 x 1072mm

### Standard Colours

- Paint - Grey White
- Work Surface - Spearmint

### Options / Accessories

- MT/1/6F - Security Wall Clamp
- PT/LHR/S - Laptop Holder - Removable, Swing Arm
- PT/LHNR/S - Laptop Holder - Non-Removable, Swing Arm



PTD/HSB/NC56

High Security Bolt Lock	Electronic Push Button Lock	Description	Weight
PTD/HSB/NC56	PTD/EPB/NC56	Nomad®, Fifty-Six Cassettes	48.0kg

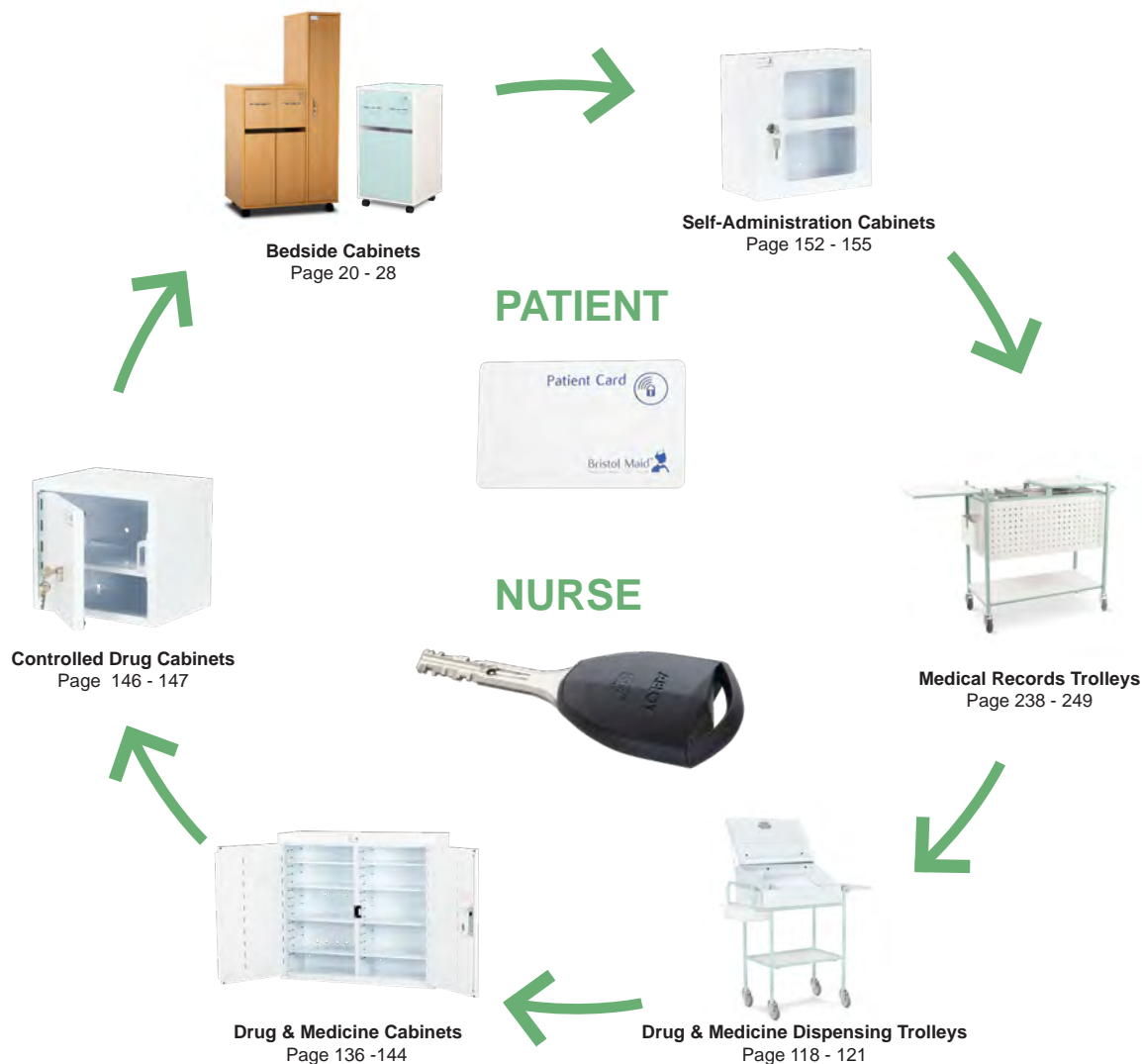
## CLIQ® & RFID Solutions

The use of CLIQ® coupled with unique RFID tag identifiers allows a single key to be used with Medicines Management and for Accessing Patient Records.

- Controlled Drug Cabinets (audit trail available)
- Drug & Medicine Cabinets (audit trail available)
- Self-Administration Cabinets
- Bedside Cabinets
- Drug & Medicine Dispensing Trolleys
- Medical Records Trolleys

The use of RFID cards allows a single card to be used with Self-Administration Schemes.

- Self-Administration Cabinets
- Bedside Cabinets





## Laptop Holder - Removable, Swing Arm

### Features

- Three section swing arm offering height, rotation & angle adjustment
- Compatible with the PT range of single & double door pharmacy trolleys
- Fitted to an upright bolted to the rear left-hand corner of the trolley (upright & holder supplied for customer to fit)
- Laptop supported in a cradle, fitted with adjustable wing arms
- Laptop can be secured using a security clamp (supplied)\*
- Adjustable to accept laptops 280 - 435 x 22mm (w x h)
- Maximum capacity 2.0kg
- Design allows easy access to laptop ports

\*Not compatible with Dell laptops using the N17 wedge lock system

### Standard Colours

- Paint - Grey White



Item	Description	Weight
PT/LHR/S	Removable, Swing Arm	4.7kg

# Laptop Holder - Non-Removable, Swing Arm

## Features

- Three section swing arm offering height, rotation & angle adjustment
- Compatible with the PT range of single & double door pharmacy trolleys
- Fitted to an upright bolted to the rear left-hand corner of the trolley (upright & holder supplied for customer to fit)
- Laptop supported in a cradle fitted with a steel mounting bracket, fixed using either nyloc or wing nuts
- Laptop can be secured using a security clamp (supplied)\*
- Adjustable to accept laptops 280 - 435 x 22mm (w x h)
- Maximum capacity 2.0kg
- Design allows easy access to laptop ports

\*Not compatible with Dell laptops using the N17 wedge lock system

## Standard Colours

- Paint - Grey White



PT/LHNR/S

Item	Description	Weight
PT/LHNR/S	Non-Removable, Swing Arm	5.0kg

Laptop supported in a cradle fitted with a steel mounting bracket that can be fixed using either nyloc or wing nuts



## Security Clamp

### Features


- Allows the trolley to be secured to the 'fabric of the building'
- Requires no additional keys, utilises the trolleys own locking system
- One end is secured to the wall, the 'hook shaped' end is trapped by the door / lid of the trolley when closed & locked
- Recommended wall fitting height approx 1000mm




**Important Note - Security Clamps**  
It is a requirement that when the trolley is not in use it should be secured to the 'fabric of the building'. Not only does this prevent casual theft, i.e. trolleys being pushed to an isolated area & broken into, but also encourages good nursing practice, giving the trolley a "permanent home".

**"Safe & Secure Handling of Medicines - Royal Pharmaceutical Society, GB-March 2005"**

## Fitting Your Security Clamp



Securely fasten one end of the clamp to the wall



The 'hook shaped' end is trapped by the door when closed & locked



Item	Description	Cable Length	Weight
MT/1/6F	Security Clamp	950mm	0.75kg

## Distribution Trolleys - Lockable Drawers

### Features

- Trolleys suitable for the distribution of drugs & medicines from pharmacy to the ward & also with self-administration / patient own drug schemes
- Provides secure drug delivery using drawers which when locked are securely fastened to the trolley
- Drawers are fitted with a CAM lock (supplied with two keys)
- Max load per drawer 3kg
- Supplied as standard with locks to differ, allowing each ward to have its own key & be responsible for removing the drawer from the trolley (remaining key should be kept at the pharmacy)
- Master keys available (additional cost)
- Upper work surface
- Push handles at either end
- Document pocket fitted to end of trolley
- Low level corner bumpers offer protection to both the trolley & fabric of the building
- 125mm pressed steel castors, 2 off braking

### Dimensions (w x d x h)

- SA005 - 1026 x 523 x 1002mm
- SA025 - 1180 x 523 x 1002mm
- Drawer - 145 x 423 x 230mm (Internal)

### Standard Colours

- Paint - Grey White
- Work Surface - Spearmint

### Options / Accessories

- Master Keys - contact us for details



SA005

Item	Description	Weight
SA005	Distribution Trolley - 15 Drawers	49.0kg
SA025	Distribution Trolley - 18 Drawers	56.0kg