



Bristol Maid™ 
Hospital Metalcraft™ Limited
Product Catalogue
2022

MEDICAL FURNITURE & EQUIPMENT 2022

Founded in 1953, Bristol Maid has been manufacturing and supplying medical furniture & equipment for over 65 years. From design and manufacture to supply and installation, Bristol Maid has a reputation for providing high product quality, excellent customer service and value for money. We take pride in working in close partnership with our customers to deliver effective solutions based on innovative design and technology that will meet the demands of today while anticipating the solutions for tomorrow.

Our highly-trained staff are experienced in every aspect of customer support, from simple product selection to bespoke technical solutions, from on-site audits to complex project management arrangements, according to our customers' needs. Bristol Maid's commitment to quality is based on years of experience working with healthcare professionals in an exacting and regulated environment, and is supported by an ISO 9001:2015 quality management system that is registered with a UKAS accredited certification body.

If you require further assistance, please do not hesitate to contact our Customer Service team who are here to help; or alternatively can arrange for your Regional Sales Representative to visit and help find a solution that best suits your requirements.



+44 (0)1258 484455



www.bristolmaid.com



Monday to Friday - 8:30am - 5:00pm



sales@bristolmaid.com



Blandford Heights, Blandford Forum
Dorset, DT11 7TG, UK



Family business

Hospital Metalcraft Ltd is a family company. We own our factory, production lines and delivery lorries. We continually invest into our staff and the development of new product ranges.



Healthcare focused

With an extensive portfolio that covers almost every discipline, we have solutions to cater for the demands of the healthcare environment.



Manufactured in the UK

Hospital Metalcraft is proud to be a British manufacturing success story. Strict quality criteria are applied to both the Bristol Maid product range designed and produced within our own manufacturing facility, and complementary equipment from carefully selected partners.



Delivered using our own lorries

Wherever possible we use our own fleet of lorries to ensure that your equipment arrives safe and secure.



The best quality

With over 65 years' experience, we are focussed on the design and manufacture of high-quality products which will create value for our customers. With a worldwide customer base, the Bristol Maid brand is recognised by many thousands of satisfied customers.



Approved supplier

We are an accredited NHS & public sector accredited supplier. This allows you to buy with confidence knowing your requirements for compliant and competitive tendering has already been met.



Support you can rely on

Our external sales representatives, sales support engineers and our customer service team are here to help you at every stage, from advice with product selection, managing the delivery of your order through to full service and repair support.

HOW TO ORDER

How to Order

- Orders are required in writing. Should you wish to order over the phone, payment is required in full (debit or credit card). Alternatively, we can issue a pro-forma invoice, payment is required in full prior to manufacture
- Orders should be submitted as an 'official purchase order' on company headed paper with all information clearly displayed
- Your order should contain the following information
 - Item No.
 - Description
 - Quantity
 - Delivery address
 - Invoice address
 - Full contact details, including name, email address, phone & fax numbers
- Where a quotation has been issued, please reference this to ensure any agreed discounts are applied
- Item codes & descriptions in this catalogue supersede all previous editions
- A full price list can be requested from our website
- Payments can be made by cheque, bank transfer, credit or debit card
- If you are a new customer, the first three orders will be processed on a pro-forma basis, paid in full prior to manufacture & delivery, after which a credit account may be applied for
- For our terms and conditions refer to www.bristolmaid.com
- For further information and assistance, please contact our customer services team on +44 (0)1258 484455

Payment Options

BACS

- Payments to: HSBC Bank PLC
- Sort Code: 40-12-18
- Account Number: 11044052

Credit or Debit Card

- Major credit cards accepted (with exception of American Express)



+44 (0)1258 484455



Monday to Friday - 8:30am - 5:00pm



Blandford Heights, Blandford Forum
Dorset, DT11 7TG, UK



www.bristolmaid.com



sales@bristolmaid.com

HOW TO ORDER

NHS & Public Sector Accredited Supplier

Public sector organisations can take advantage of our nationally agreed discounts through the NHS Supply Chain and Shared Business Services. Buy with confidence knowing your requirement for compliant and competitive tendering has already been met.

NHS Supply Chain

Medical Healthcare Furniture - Ref: 2020/S 252-638069

Shared Business Services

Design, Furniture & Appliances - Ref: SBS/19/MA/TYX/9363/23

National Services Scotland

Medical Ward Equipment - Ref: NP846/21

HSC Business Services

Medical Ward Equipment - Ref: NP846/21

Your Partner for Healthcare Equipment & Furniture

Through many years' experience we can support you with the facilitation and project management of tenders and contracts.

- Specifying Requirements - We will analyse your needs to identify products that meet your requirements
- Product Demonstrations - We will allow you the opportunity to gain 'hands on' experience of our products to ensure that it is suitable for your needs
- Project Planning - We will work with you and your team to identify any constraints and agree delivery phasing to ensure that we are able to fully meet your expectations
- Scheduled Deliveries - We will deliver your order using our own transport to an agreed delivery schedule and, if agreed place the product and remove any packaging
- Installation & Commissioning - The majority of the products that we supply requires no installation or commissioning, however we can provide this where it is required
- Training - We can supply training to ensure that the products are used and maintained in the correct manner
- Full Service & Repair Support - Bristol Maid branded products are designed and manufactured to meet the demands of everyday use, which under normal conditions should provide many years of trouble-free use. However, there are times where attention is required due to wear and tear or misuse
- Maintenance Contracts - Peace of mind service contracts to ensure that your product is periodically checked, and where necessary adjustments and repairs are made
- Site Audit & Equipment Recommendations - We will support you with site and equipment audits

Custom Design & Manufacture

Whether it is a trolley that is slightly lower, a work surface that is slightly larger, a cabinet that must fit into a specific space or a unique colour scheme on a bedside cabinet, we recognise that our standard product range may not always be able to provide a product that meets your specific requirements.

If you require a unique product, please contact us so we can work together to develop a solution that will exactly match your needs. Our design capability allows us to provide everything from minor product specification changes through to a full design & development service.

Bariatric Equipment

Folding Wheelchairs	8
Portering Chairs	10
Mobile Shower / Commode Chairs	11
Shower / Commode Chairs	12
Chairs	13

Bedside Cabinets & Overbed Tables

Polymer Bedside Cabinets	18
Bedside Cabinets	20
Bedside Cabinet / Wardrobe Combinations	26
Polymer Overbed & Overchair Tables	30
Laminate Overbed & Overchair Tables	32

Caretray Trolleys & Racks

Features	36
Disassembly & Cleaning	38
Stainless Steel, Low Level Trolleys	40
Stainless Steel, Standard Level Trolleys	42
Stainless Steel, High Level Trolleys	44
Stainless Steel, Mobile Racks	46
Stainless Steel, Static Racks	48
Mild Steel, Low Level Trolleys	50
Mild Steel, Standard Level Trolleys	52
Mild Steel, High Level Trolleys	54
Mild Steel, Mobile Racks	56
Mild Steel, Static Racks	58
Accessories	60

Chart Trolleys, Workstations Room Dividers & Screens

Fixed Height Trolleys	82
Fixed Height Workstations	84
Variable Height Workstations	86
Chart Boards	88
Document Holders	89
Room Dividers	90
Curtain Screens	92
Solid Screens	93

Concealment Trolleys

Variable Height Trolleys	96
Body Trays & Covers	97

Cylinder Storage & Transportation

Cylinder Trolleys - F/G Size	100
Cylinder Trolleys - J Size	101

Cylinder Storage & Transportation

Bulk Transportation Trolleys	102
Cylinder Trolleys - E, CD/D Size	102
Wall Brackets & Cylinder Holders	103

Dispensers, Holders & Racks

Apron Dispensers, Pocket Mask Holders	106
Glove / Mask Box Holders	107
Alcohol Gel Holders	108
Sharps Box Holder, Urine Bottle Holder, Catheter	109
Bag Holders	
Catheter Racks	110
Drainage Racks	111

Dressing / Instrument Trolleys

Removable Shelves - Stainless Steel	114
Removable Shelves - Mild Steel	115
Fixed Shelves, Sides Up - Stainless Steel	116
Fixed Shelves, Sides Down - Stainless Steel	117
Drawer Units	119
Options & Accessories	120

Drug & Medicine Dispensing

Dispensing Trolleys	124
Laptop Holders	129
CLIQ® & RFID Solutions	131
Patient Administration Trolleys	132
Drawer Trolleys	134
Tray Trolleys	135
Blister Pack (MDS) Trolleys	136
Nomad® Cassette Trolleys	137
Biodose® & MultiMeds Trolleys	138
Medinnox Trolleys	139
Security Clamp	142
Distribution Trolleys	143

Drug & Medicine Storage

Drug & Medicine Cabinets - Shelves & Door Shelves	146
Drug & Medicine Cabinets - Deep Shelves	148
Drug & Medicine Cabinets - Blister Pack (MDS)	150
Controlled Drug Cabinets	152
Auditable Access Control for Medicines Management	154
Drug & Medicine Cupboards	156
Options	158
Patients / Residents Own Medication Cabinets - Self Administration	160
Patients / Residents Own Medication Cabinets - Blister Pack (MDS)	163

Drug & Medicine Storage

Tablet Counter & Storage Boxes	164
Pharmacy & Vaccine Refrigerators	165

Examination / Treatment Couches & Chairs

Examination & Treatment Couches - Variable Height	168
Examination & Treatment Couches - Fixed Height	172
Couch Steps	173
Leg Rests	174
Examination & Treatment Couches - Variable Height, Bariatric	176
Examination & Treatment Chairs - Variable Height	180
Examination & Treatment Chairs - Variable Height, Bariatric	181
Phlebotomy Chairs - Variable Height	182
Phlebotomy Chairs - Variable Height Bariatric	183
Phlebotomy Chairs - Fixed Height	184
Options	185

General Purpose Trolleys

Stainless Steel - Heavy Duty	190
Stainless Steel - Light Duty	191
Polymer - Shallow & Deep Shelves	192
Mild Steel - Laminate Shelves	193

HTM71 Storage Solutions

ScanCell® Carts	196
Distribution Trolleys	201
Open Transfer / Transport Trolleys	203
HTM71 Racking	204
Trays, Baskets, Dividers & Accessories	206

Infusion / Pump Stands & Accessories

Mobile Pump Stands	212
Mobile Infusion Stands	216
Infusion Poles	220
Clamping Infusion Stands	221
Wall Mounted Infusion Holders	221

Linen Trolleys & Bags

Soiled Linen Trolleys	224
Linen Trolleys	227
Hamper Trolleys	228
Soiled Linen Bags	229
Clean Linen Trolleys	230

Maternity Equipment

Baby Cribs - Variable Height, Battery Operation	238
Baby Cribs - Fixed Height	240
Baby Cribs - Variable Height, Gas Strut Operation	242

Medical Records

Medical Records Trolleys - Locking	246
Medical Records Workstations - Locking	248
Laptop Holders	250
Carefile Filing Pockets	252
Medical Records Trolleys - Filing	254
Medical Records Transfer Trolleys	256

Phlebotomy

Caretray Trolley - Phlebotomy	260
Phlebotomy Chairs - Variable Height	262
Phlebotomy Chairs - Variable Height, Bariatric	263
Phlebotomy Chairs - Fixed Height	264

Portering Chairs

Portering Chair - Rear Steer	268
Portering Chair - Front Steer	269
Portering Chair - Rear Steer, Bariatric	271
Options & Accessories	272

Procedure Trolleys & Carts

Caretray Trolley - Anaesthesia	276
Caretray Trolley - Cast	278
Caretray Trolley - Critical Care	280
Caretray Trolley - Infection	282
Caretray Trolley - IV Preparation	284
Caretray Trolley - Medical / Surgical	286
Caretray Trolley - Plaster	288
Caretray Trolley - Vaccination	290
Caretray Trolley - Basics	292
Mobile Workstation - Mild Steel, Low Level	294
Procedure Carts - Polymer, Metro Flexline™	296
Procedure Carts - Polymer, Metro Starsys™	298
Procedure Carts - Polymer, Metro Basics™	300

Resuscitation Trolleys & Carts

Resuscitation Trolleys - Mild Steel	304
Caretray Trolley - Resuscitation	310
Resuscitation Carts - Polymer, Metro Lifeline™	312
Resuscitation Carts - Polymer, Metro Flexline™	314
Airways / Difficult Intubation Trolley - Mild Steel	315
Caretray Trolley - Airways / Difficult Intubation	316

Sackholders & Waste Bins

Removable Body Bins	320
Free Standing Sackholders	325
Fixed Body Sackholders - Plastic	326
Removable Body Sackholders - Plastic	327

Seating Solutions

Office, Task & Operators Chairs	330
24 Hour Task & Operator Chairs	332
Bariatric Chairs	334
Saddle & Perch Stools	336
Low Back Patient Chairs	338
Medium & High Back Patient Armchairs	339
Reclining Armchairs	340
Reclining Armchairs, Bariatric	350
Reclining Porters Armchairs	352
Rise & Recline Porters Armchairs	354
Seat, Back Cushion & Headrest Options	356
Overnight Chair	358
Soft Seating	360
Visitor & Waiting Room Seating	362
Waiting Room Seating	364
Tech Chairs & Stools	370
PU Tech Chairs & Stools	372
Static Safe Tech Chairs & Stools	374
Static Safe & Sterile Tech Chairs & Stools	376
Medical Grade Clean Room Tech Chairs	378

Sepsis Trolleys

Sepsis Trolleys	382
Options & Accessories	383
Caretray Trolley - Sepsis	386

Shelving & Racking Solutions

Engineered for a Demanding Environment	390
Polymer Racking - MetroMax I®	392
Polymer Racking - MetroMax Q®	394
Zinc Chrome Racking - Olympic®	396
High Density Storage - Top-Track®	398
High Density Storage - qwikTRAK®	399

Sterile Services Equipment

Preparation Tables - Variable Height	402
Preparation Tables - Fixed Height	403
Sterile Supplies Trolleys - UN3291 Certified	404
Sterile Supplies Trolleys - UN3291 Certified, Trolley Washer Compatible	406

Storage Cupboards, Cabinets & Lockers

Storage Cupboards	410
Storage Cabinets - Single & Double Door	412
Storage Cabinets - First Aid & Clinical Reagents Storage	413
Cabinets - Traka 21	414
Storage Cabinets - Keys	415
Storage Lockers - Personal Effects	416

Theatre Equipment

Bowl Stands	420
Bucket Stands	423
Instrument Trolleys	424
Mayo Tables	426
Operating Platforms	426
Suture Storage Trolleys	427
Sterile Container Storage	428

Wireless Mobile Carts & Workstations

Mobile Workstations - Non-Powered	432
Options & Accessories	434
Caretray Trolley - Laptop	436

Workstations & Speciality Storage

Workstations	440
Storage Units	441
Catheter Storage Units	442



Bariatric Equipment

Folding Wheelchairs	8
Portering Chairs	10
Mobile Shower / Commode Chairs	11
Shower / Commode Chairs	12
Chairs	13




Disc-Brake Lever

5X-0100-061-000/K



Universal Table



IV & O² Holder



Elevating Calf Support

Bariatric Folding Wheelchair - Minimaxx & Disc

Features

- Maximum capacity 325kg
- Powder coated chromium molybdenum steel frame
- Rigid folding mechanism
- Low seat height to assist access
- Viscoelastic foam cushion with two way stretch vapour permeable incontinence cover and non-slip base
- Padded push handles to assist the attendant/porter
- Puncture proof wheels & castors
- Parking brakes as standard/optional disc brake for improved control
- Side/width adjustable polyurethane moulded footrests, 100kg capacity

Dimensions (w x d x h)

- Seat Width - 610/710mm
- Seat Height - 430mm
- Seat Depth - 460mm
- Backrest Height - 510mm

Options / Accessories

- 5X-0100-099-005 - Butterfly Armrests, Pair
- 5X-0100-099-006 - Angled Armrests, Pair
- 5X-0156-099-030 - Elevating Calf Support, Right Hand
- 5X-0156-099-031 - Elevating Calf Support, Left Hand
- 5X-0100-099-001 - Universal Table
- 5X-0100-099-020 - IV & O₂ Holder, 100mm Dia

Spares

- 5X-0230-061-045 - Viscoelastic Cushion with Incontinence Cover, 610mm
- 5X-0230-071-045 - Viscoelastic Cushion with Incontinence Cover, 710mm

Item	Description	Overall Dimensions (w x d x h)	Weight
5X-0100-061-000/K	Minimaxx, 610mm	850 x 1100 x 990mm	27.0kg
5X-0100-071-000/K	Minimaxx, 710mm	950 x 1100 x 990mm	27.5kg
5X-0109-061-000/K	Minimaxx Disc, 610mm	850 x 1100 x 990mm	28.0kg
5X-0109-071-000/K	Minimaxx Disc, 710mm	950 x 1100 x 990mm	28.5kg

Bariatric Folding Wheelchair - Minimaxx Push Motor



Features

- Maximum capacity 325kg
- Powder coated chromium molybdenum steel frame
- Rigid folding mechanism
- Low seat height to assist access
- Viscoelastic foam cushion with two way stretch vapour permeable incontinence cover and non-slip base
- Padded push handles to assist the attendant/porter
- Puncture proof wheels & castors
- Parking brakes as standard/optional disc brake for improved control
- Side/width adjustable polyurethane moulded footrests, 100kg capacity
- Push motor to assist the attendant/porter, reduces the risk of sore shoulders & stress on wrists
- Compatible on flat surfaces up to 5 degrees
- Operated using a control panel fitted to the handle, offering drive & reverse modes with speed control from 0.6-3.1mph
- One charge provides a range of 2.75miles
- Supplied with one removable battery and charger (battery has to be removed from the unit when charging)

Dimensions (w x d x h)

- Seat Width - 610/710mm
- Seat Height - 430mm
- Seat Depth - 460mm
- Backrest Height - 510mm

Options / Accessories

- 5X-0100-099-005 - Butterfly Armrests, Pair
- 5X-0100-099-006 - Angled Armrests, Pair
- 5X-0156-099-030 - Elevating Calf Support, Right Hand
- 5X-0156-099-031 - Elevating Calf Support, Left Hand
- 5X-0100-099-001 - Universal Table
- 5X-0100-099-020 - IV & O2 Holder, 100mm Dia

Spares

- 5X-0230-061-045 - Viscoelastic Cushion with Incontinence Cover, 610mm
- 5X-0230-071-045 - Viscoelastic Cushion with Incontinence Cover, 710mm



5X-0110-061-000/K



Push Motor



Handle Mounted Control Panel

Item	Description	Overall Dimensions (w x d x h)	Weight
5X-0110-061-000/K	Minimaxx, Push Motor, 610mm	850 x 1100 x 990mm	50.0kg
5X-0110-071-000/K	Minimaxx, Push Motor, 710mm	950 x 1100 x 990mm	50.5kg



G/500/RS/VBB

Features

- Maximum capacity 380kg
- Seamless & contoured upholstery using flame retardant vinyl
- Moulded drop down arm rests allows side access for patients and helpers
- Sliding rubber foot rest aids access as well as supporting feet during transit
- X-ray/notes pocket on rear of seat
- Two hooks for patients belongings
- Fittings to accept IV poles mounted to rear uprights
- Retractable diagonal seatbelt
- 200mm fixed wheels/200mm total stop braking castors (cushioned)
- We recommend that two members of staff are in attendance when used with a patient in excess of 190kg

Dimensions (w x d x h)

- Overall Dimensions - 930 x 1000 x 1090mm
- Seat Width 740mm
- Seat Height 530mm
- Seat Depth 670mm
- Backrest Height 480mm

Standard Colours

- Paint - Grey
- Upholstery - Bristol Blue

Options / Accessories

- G/500/CYL - Cylinder Holder, CD/D
- G/CLS/500 - Calf/Leg Supports (pair)
- G/DP - Infusion Pole
- G/CARD/STATION - Head of Station
- G/CARD/LOCK - Card/Coin Lock, Factory Fitted
- 2LOKE011 - Release Card

Alternative colours are available at extra cost. Change suffix 'VBB' on the product code with any of the following i.e. Rear Steer Portering Chairs - Bariatric, Sliding Foot Rest in Aqua Marine - G/500/RS/VAQ

Vinyl - Ambla New Richmond in Colour



VBB VAQ VFR VGH VSD VOB VLI VCH VCB VPE

Item	Description	Weight
G/500/RS/VBB	Rear Steer, Sliding Foot Rest, Bristol Blue	43.8kg

Bariatric Mobile Shower / Commode Chairs



Features

- Suitable for showering or toileting (supplied with a bucket & lid)
- Powder coated chromium molybdenum steel frame
- Available in two widths 610/710mm
- Rotating & removable straight or butterfly armrests to assist access
- Open back to allow easy sling access & assist positioning
- Polyurethane moulded seat & back
- Seat supplied with a removable lid
- Seat panel removable for cleaning
- Long open hole in seat (220mm at the widest point)
- Deep bucket with lid is removable from the front or back of the chair
- Side/width adjustable polyurethane moulded footrests, 100kg capacity
- 125mm swivel castors, 2 off braking
- Maximum capacity 325kg

Dimensions (w x d x h)

- Seat Width - 610/710mm
- Seat Height - 550mm
- Seat Depth - 560mm
- Backrest Height - 480mm

Standard Colours

- Paint - White
- Polyurethane - Blue

Options / Accessories

- 5X-0150-999-022 - Seat Panel 610mm
- 5X-0150-999-023 - Seat Panel 660/710mm
- 5X-0140-999-001 - Commode Bucket & Lid
- 5X-0156-099-030 - Elevating Calf Support, Right Hand
- 5X-0156-099-031 - Elevating Calf Support, Left Hand
- 5X-0156-099-010 - Butterfly Armrests, Pair
- 5X-0150-099-010/K - Straight Armrests, Pair



5X-0150-061-000

Item	Description	Overall Dimensions (w x d x h)	Weight
Standard Armrests			
5X-0150-061-000	Bariatric Mobile Shower / Commode Chair - Standard Armrests, 610mm	670 x 1120 x 990mm	27.0kg
5X-0150-071-000	Bariatric Mobile Shower / Commode Chair - Standard Armrests, 710mm	770 x 1120 x 990mm	27.5kg
Butterfly Armrests			
5X-0151-061-000	Bariatric Mobile Shower / Commode Chair - Butterfly Armrests, 610mm	840 x 1120 x 990mm	27.5kg
5X-0151-071-000	Bariatric Mobile Shower / Commode Chair - Butterfly Armrests, 710mm	940 x 1120 x 990mm	28.0kg



5X-0142-061-000

Bariatric Shower / Commode Chair

Features

- Suitable for showering or toileting (supplied with a bucket & lid)
- Powder coated chromium molybdenum steel frame
- Available in two widths 610/710mm
- Seat height adjustable 420-550mm
- Long armrests to assist access
- Open back to allow easy sling access & assist positioning
- Polyurethane moulded seat & back
- Seat supplied with a removable lid
- Seat panel removable for cleaning
- Long open hole in seat (220mm at the widest point)
- Optional deep bucket is removable from the front or back of the chair
- Maximum capacity 325kg

Dimensions (w x d x h)


- Seat Width - 610/710mm
- Seat Height - 420-550mm
- Seat Depth - 400-520mm

Standard Colours

- Paint - White
- Polyurethane - Blue

Options / Accessories

- 5X-0150-999-022 - Seat Panel 610mm
- 5X-0150-999-023 - Seat Panel 660/710mm
- 5X-0140-999-001 - Commode Bucket & Lid



Removable Lid

Item	Description	Overall Dimensions (w x d x h)	Weight
5X-0142-061-000	Bariatric Shower / Commode Chair - 610mm	730 x 1010 x 790 - 940mm	15.0kg
5X-0142-071-000	Bariatric Shower / Commode Chair - 710mm	830 x 1010 x 790 - 940mm	16.0kg

Bariatric High Back Chairs



Features


- Deep CMHR foam
- Vinyl or fabric upholstery
 - Vinyl - Fire retardant & antimicrobial
 - Fabric - Fire retardant
- Black heavy duty steel five star base
- Black heavy duty gas lift
- Black height adjustable soft touch armrests
- Easy lift ratchet height adjustable back
- Independent seat & back mechanism with side tension control
- Maximum capacity 315kg

Replace suffix on the product code with any of the following to select your colour i.e. Bariatric High Back in Lime - 5660XL/VI

Vinyl - Ambla New Richmond in Colour



Fabric - Camira Advantage



5660XL/FCT

Item	Description	Overall Dimensions (w x d x h)	Seat Height Adjustment	Weight
5660XL	High Back, Swivel	750 x 750 x 1080-1190mm	425-535mm	29.0kg



5671/VCB


Bariatric Chairs

Features


- Deep CMHR foam
- Vinyl or fabric upholstery
 - Vinyl - Fire retardant & antimicrobial
 - Fabric - Fire retardant
- Beech, varnished four leg frame
- Maximum capacity 315kg

Alternative colours are available at extra cost. Replace suffix on the product code with any of the following to select your colour i.e. Bariatric, Beech Frame in Lime - 5671/VLI

Vinyl - Ambla New Richmond in Colour



Fabric - Camira Advantage



Item	Description	Overall Dimensions (w x d x h)	Seat Height	Weight
5671	Bariatric, Beech Frame	844 x 580 x 890mm	490mm	16.0kg

Other Products you may be interested in...

See Pages 176 & 178

Examination & Treatment Couch Two Section, Bariatric



EC2215/VLI

Examination & Treatment Couch Three Section, Bariatric



EC2305/VOB



Bedside Cabinets & Overbed Tables

Polymer Bedside Cabinets	18
Bedside Cabinets	20
Bedside Cabinet / Wardrobe Combinations	26
Polymer Overbed & Overchair Tables	30
Laminate Overbed & Overchair Tables	32



EBC030

Polymer Bedside Cabinet - Easy Clean

Features

- BS 3962 Part 6:1980 - Assessment of resistance to mechanical damage
- BS EN 12720:2009 - Furniture assessment of surface resistance to cold liquids
- BS EN 12721:2009 - Furniture assessment of surface resistance to wet heat
- BS EN 12722:2009 - Furniture assessment of surface resistance to dry heat
- BS 5852:2006 - Methods of the test for assessment of the ignitability
- BS 4875-7:2006 - Domestic & contract storage furniture
- Developed as part of Design Bugs Out & evaluated by the Department of Health
- Manufactured from recyclable polyethylene
- Open backless design ensures that all areas are accessible, whilst surfaces allow for easy & effective cleaning
- Distinct upper, middle & lower zones
 - Upper - Nurse zone with integral rim to contain any spillages. Ideally positioned for staff to use while standing
 - Middle - Patient zone provides storage area for patient use
 - Lower - Patient zone provides shelf for washbowl, footwear etc.
- Drawers can be inserted from either side, allowing the cabinet to be positioned either side of the bed
- Upper & middle drawers can be fitted with an L15 125KHz RFID lock, providing secure storage for patient medicines / property*
- 100mm polymer twin-wheel braking castors

*cabinets with locks are supplied with one patient card - a programming card will be required per ward / directorate as per hospital policy

Item	Description	Weight
EBC015	No Locks	29.0kg
EBC020	Upper Drawer with Lock*	29.1kg
EBC025	Middle Drawer with Lock*	29.1kg
EBC030	Upper & Middle Drawers with Locks*	29.2kg

Dimensions (w x d x h)

- Overall Dimensions - 480 x 665 x 1237mm
- Drawers (internal)
 - Upper - 149 x 222 x 217mm
 - Middle - 338 x 491 x 197mm
 - Lower - 338 x 491 x 220mm

Standard Colours

- Body - Grey White
- Drawers - Spearmint

Options / Accessories

- RFID Lock Cards - page 25



EBC015



EBC030



BC1DPD/BE



BC1C/GW/RPT

Alternative Colours Available



Bedside Cabinet - Single Upper Drawer

Features

- Meets BS1765: Part 1: 1990 Specification for general purpose bedside lockers for patients
- Melamine faced chipboard / laminate construction
- Upper drawer suitable for the storage of patient's medication or personal effects (fitted with a CAM lock & supplied with 2 keys)
- Optional personal effects drawer provides secure storage for personal possessions (fitted with a CAM lock & supplied with 2 keys)
- Optional electronic push button or 125KHz / 13.56Mhz RFID locks available for the upper & personal effects drawer
- Lower storage offered through...
 - Cupboard with double doors (adjustable shelf - model dependant)
 - Drawer (recessed shelf - model dependant)
- Available as either two-tone / single colour
- 50mm twin-wheel polypropylene castors

Dimensions (w x d x h)

- Overall Dimensions: 485 x 485 x 905mm
- Internal Dimensions...
 - Upper Drawer - 413 x 381 x 182mm
 - Personal Drawer - 413 x 381 x 102mm
 - Lower Drawer - 413 x 381 x 505 / 297mm
 - Cupboard - 445 x 443 x 537 / 394mm

Standard Colours

- Two-Tone
 - Body - Grey White
 - Top / Drawer / Door Fronts - Spearmint
- Single Colour - Beech

Options / Accessories

- Electronic Push Button & RFID Locks - page 24/25
- RFID Lock Cards & Fobs - page 25
- Towel Holder & Removable Plastic Top - page 23

Grey White	Beech	Description	Weight
BC1C/GW	BC1C/BE	Single Upper Drawer, Lower Cupboard with Double Doors & Adjustable Shelf	34.0kg
BC1CPD/GW	BC1CPD/BE	Single Upper Drawer, Personal Drawer & Lower Cupboard with Double Doors	35.8kg
BC1D/GW	BC1D/BE	Single Upper Drawer, Lower Drawer with Recessed Shelf	40.4kg
BC1DPD/GW	BC1DPD/BE	Single Upper Drawer, Personal Drawer & Lower Drawer	42.1kg

Bedside Cabinet - Double Upper Drawer

Features

- Meets BS1765: Part 1: 1990 Specification for general purpose bedside lockers for patients
- Melamine faced chipboard / laminate construction
- Upper drawers suitable for the storage of patient's medication or personal effects (1 x fitted with a CAM lock & supplied with 2 keys)
- Optional electronic push button or 125KHz / 13.56Mhz RFID locks available for either drawer
- Lower storage offered through...
 - Cupboard with double doors (adjustable shelf)
 - Drawer (recessed shelf)
- Available as either two-tone / single colour
- 50mm twin-wheel polypropylene castors

Dimensions (w x d x h)

- Overall Dimensions - 485 x 485 x 905mm
- Internal Dimensions...
 - Upper Drawer - 180 x 381 x 182mm
 - Lower Drawer - 413 x 381 x 505mm
 - Cupboard - 445 x 443 x 537mm

Standard Colours

- Two-Tone
 - Body - Grey White
 - Top / Drawer / Door Fronts - Spearmint
- Single Colour - Beech

Options / Accessories

- Electronic Push Button & RFID Locks - page 24/25
- RFID Lock Cards & Fobs - page 25
- Towel Holder & Removable Plastic Top - page 23



BC2D/BE



BC2C/GW

Alternative Colours Available



Grey White	Beech	Description	Weight
BC2C/GW	BC2C/BE	Double Upper Drawer, Lower Cupboard with Double Doors & Adjustable Shelf	34.2kg
BC2D/GW	BC2D/BE	Double Upper Drawer, Lower Drawer with Recessed Shelf	40.5kg

Bedside Cabinet - Upper Section & Rear Side Doors



BC3CPD/BE



BC3C/GW

Alternative Colours Available



Features

- Meets BS1765: Part 1: 1990 Specification for general purpose bedside lockers for patients
- Melamine faced chipboard / laminate construction
- Upper section suitable for the storage of patient's medication or personal effects (fitted with a CAM lock & supplied with 2 keys)
- Rear side doors allow access to contents
- Optional personal effects drawer provides secure storage for personal possessions (fitted with a CAM lock & supplied with 2 keys)
- Optional electronic push button or 125KHz / 13.56Mhz RFID locks available for the upper section & personal effects drawer
- Lower storage offered through...
 - Cupboard with double doors (adjustable shelf - model dependant)
 - Drawer (recessed shelf - model dependant)
- Available as either two-tone / single colour
- 50mm twin-wheel polypropylene castors

Dimensions (w x d x h)

- Overall Dimensions - 485 x 485 x 905mm
- Internal Dimensions...
 - Upper Section - 445 x 135 x 249mm
 - Rear Side Section - 290 x 445 x 249mm
 - Personal Drawer - 413 x 381 x 102mm
 - Lower Drawer - 413 x 381 x 505 / 297mm
 - Cupboard - 445 x 443 x 537 / 394mm

Standard Colours

- Two-Tone
 - Body - Grey White
 - Top / Drawer / Door Fronts - Spearmint
- Single Colour - Beech

Options / Accessories

- Electronic Push Button & RFID Locks - page 24/25
- RFID Lock Cards & Fobs - page 25
- Towel Holder & Removable Plastic Top - page 23

Grey White	Beech	Description	Weight
BC3C/GW	BC3C/BE	Upper Section, Lower Cupboard with Double Doors & Adjustable Shelf	31.8kg
BC3CPD/GW	BC3CPD/BE	Upper Section, Personal Drawer & Lower Cupboard with Double Doors	33.5kg
BC3D/GW	BC3D/BE	Upper Section, Lower Drawer with Recessed Shelf	38.1kg
BC3DPD/GW	BC3DPD/BE	Upper Section, Personal Drawer & Lower Drawer	39.8kg

Towel Holder

Features

- Self-adhesive hook
- Supplied for customer to fit



Item	Description	Weight
TH	Towel Holder	0.1kg

sales@bristolmaid.com

Removable Plastic Top

Features

- Raised edges on three sides reduces misplacement of objects
- Clips to the top of the bedside cabinet, & is removable to assist cleaning
- Not compatible with bedside cabinets fitted with wardrobes



RPT shown with BC1C/GW

Item	Description	Weight
RPT	Removable Plastic Top	0.8kg

+44 (0)1258 484455

www.bristolmaid.com

Electronic Push Button & RFID Locks Solutions

Through either electronic push button or contactless RFID, we can offer a secure locking solution to suit your specific requirements.

RFID Locks

- Available as 125KHz or 13.56Mhz frequencies
- Easy programming using a dedicated card
- Three / four user levels offer differing levels of authority - Administration / Master / Sub-Master / User
- Available with clamshell cards or fobs
- Compatible with Abloy CLIQ - RFID chip inserted into the key



EBC Lock (L15)



PS Solo RFID Lock (PL)



ABLOY RFID Lock (AL)

	EBC Lock (L15)	PS Solo Lock (PL)	ABLOY RFID Lock (AL)
Frequency	125KHz	125KHz	13,56Mhz
Programming	Programming Card	Programming Card	Programming Card
Modes	Public & Private	Public & Private	Public & Private
Audit Trail	No	No	No
User Levels	3 - Master, Staff, User	3 - Master, Staff, User	4 - Administration, Master, Staff, User
No. of Cards / Fobs	50 x Cards	50 x Cards	50 x Cards / Fobs
Batteries	1 x CR123	1 x CR123	3 x AAA
Openings (Battery Set)	20,000	20,000	4,000
Low Battery Warning	Audible Alarm	Audible Alarm	Audible Alarm
Low Battery Override	Fails Unlocked	Fails Unlocked	Micro USB - External Power Source (power bank / phone charger)
Guarantee	1 Year	2 Years	1 Year
Abloy CLIQ Compatible*	Yes	Yes	Yes

*RFID chip inserted into the CLIQ key

RFID Cards & Fobs

- Compatible with 125KHz & 13,56Mhz frequencies
- Available as clamshell cards or fobs
- Can be fitted to a key ring
- A programming card is required for each hospital or ward as per hospital procedure

Dimensions (w x d x h)

- Clamshell Card - 86 x 54 x 2mm
- Key Fob - 27 x 35 x 5mm



Frequency - 13.56 mhz

Item	Description	Lock Compatibility
RFID1356/PC	13,56KHz Programming Card	AL
RFID1356/SC	13,56KHz Staff Card (Green)	AL
RFID1356/UC	13,56KHz User Card (Blue)	AL
RFID1356/SF	13,56KHz Staff Fob (Green)	AL
RFID1356/UF	13,56KHz User Fob (Blue)	AL

Frequency - 125KHz

Item	Description	Lock Compatibility
RFID125/PC	125KHz Programming Card - Staff Pair (Black)	PL, L15
RFID125/SC	125KHz Staff Card (Green)	PL, L15
RFID125/MC	125KHz Master Card (Red)	PL, L15
RFID125/UC	125KHz User Card (Blue)	PL, L15

Electronic Push Button Lock

- Uses a 10-button keypad & # button
- Easy programming & code change
- Four user levels offer differing levels of authority...
 - Master / Technician - 8 digits
 - Staff / User - 4 digits
- Available with a key override, allowing the lock to be opened immediately in the event of a low battery



CodeLock Key Override (CLOR)



Electronic Push Button Lock (CL)

	CodeLock Key Override (CLOR)	Electronic Push Button Lock (CL)
Programming	10-Button Keypad & # Button	10-Button Keypad & # Button
Modes	Public & Private	Public & Private
Audit Trail	No	No
User Levels	4 - Master, Technician, Staff, User	4 - Master, Technician, Staff, User
User / Staff Codes	Twenty	Single
Batteries	2 x AAA	2 x AAA
Openings (Battery Set)	100,000	15,000
Low Battery Warning	Red Flashing LED	Red Flashing LED
User / Staff Codes	9V PP3 Battery + Code	9V PP3 Battery + Code
Guarantee	2 Years	2 Years
Abloy CLIQ Compatible	N/A	N/A

Compact Bedside Cabinet / Wardrobe Combination - Single Upper Drawer




BCC1DWR/BE



BCC1CWL/GW

Alternative Colours Available



Features

- Meets BS1765: Part 1: 1990 Specification for general purpose bedside lockers for patients
- Melamine faced chipboard / laminate construction
- Upper drawer suitable for the storage of patient's medication or personal effects (fitted with a CAM lock & supplied with 2 keys)
- Optional electronic push button or 125KHz / 13.56Mhz RFID locks available for the upper drawer
- Lower storage offered through...
 - Cupboard with double doors (adjustable shelf)
 - Drawer (recessed shelf)
- Available as either two-tone / single colour
- Wardrobe supplied with a hanging rail, available right / left hand opening
- 50mm twin-wheel polypropylene castors

Dimensions (w x d x h)

- Overall Dimensions - 633 x 489 x 1420mm
- Internal Dimensions...
 - Upper Drawer - 328 x 381 x 182mm
 - Lower Drawer - 328 x 381 x 505mm
 - Cupboard - 360 x 443 x 537mm
 - Wardrobe - 215 x 443 x 1420mm

Standard Colours

- Two Tone
 - Body - Grey White
 - Top / Drawer / Door Fronts - Spearmint
- Single Colour - Beech

Options / Accessories

- Electronic Push Button & RFID Locks - page 24/25
- RFID Lock Cards & Fobs - page 25
- Towel Holder & Removable Plastic Top - page 23

Grey White	Beech	Description	Weight
Right Hand			
BCC1CWR/GW	BCC1CWR/BE	Single Upper Drawer, Lower Cupboard with Double Doors & Adjustable Shelf	50.6kg
BCC1DWR/GW	BCC1DWR/BE	Single Upper Drawer, Lower Drawer with Recessed Shelf	56.9kg
Left Hand			
BCC1CWL/GW	BCC1CWL/BE	Single Upper Drawer, Lower Cupboard with Double Doors & Adjustable Shelf	50.6kg
BCC1DWL/GW	BCC1DWL/BE	Single Upper Drawer, Lower Drawer with Recessed Shelf	56.9kg

Bedside Cabinet / Wardrobe Combination - Single Upper Drawer

Features

- Meets BS1765: Part 1: 1990 Specification for general purpose bedside lockers for patients
- Melamine faced chipboard / laminate construction
- Upper drawer suitable for the storage of patient's medication or personal effects (fitted with a CAM lock & supplied with 2 keys)
- Optional personal effects drawer provides secure storage for personal possessions (fitted with a CAM lock & supplied with 2 keys)
- Optional electronic push button or 125KHz / 13.56Mhz RFID locks available for the upper drawer & personal effects drawer
- Lower storage offered through...
 - Cupboard with double doors (adjustable shelf)
 - Drawer (recessed shelf - model dependant)
- Available as either two-tone / single colour
- Wardrobe supplied with a hanging rail, available right / left hand opening
- 50mm twin-wheel polypropylene castors

Dimensions (w x d x h)

- Overall Dimensions: 718 x 489 x 1420mm
- Internal Dimensions...
 - Upper Drawer: 413 x 381 x 182mm
 - Personal Drawer: 413 x 381 x 102mm
 - Lower Drawer: 413 x 381 x 505 / 297mm
 - Cupboard: 445 x 443 x 537 / 394mm
 - Wardrobe: 215 x 443 x 1420mm

Standard Colours

- Two Tone
 - Body - Grey White
 - Top / Drawer / Door Fronts - Spearmint
- Single Colour- Beech

Options / Accessories

- Electronic Push Button & RFID Locks - page 24/25
- RFID Lock Cards & Fobs - page 25
- Towel Holder & Removable Plastic Top - page 23

Grey White	Beech	Description	Weight
Right Hand			
BC1CWR/GW	BC1CWR/BE	Single Upper Drawer, Lower Cupboard with Double Doors & Adjustable Shelf	54.5kg
BC1CPDWR/GW	BC1CPDWR/BE	Single Upper Drawer, Personal Drawer & Lower Cupboard with Double Doors	56.2kg
BC1DWR/GW	BC1DWR/BE	Single Upper Drawer, Lower Drawer with Recessed Shelf	60.8kg
BC1DPDWR/GW	BC1DPDWR/BE	Single Upper Drawer, Personal Drawer & Lower Drawer	62.5kg
Left Hand			
BC1CWL/GW	BC1CWL/BE	Single Upper Drawer, Lower Cupboard with Double Doors & Adjustable Shelf	54.5kg
BC1CPDWL/GW	BC1CPDWL/BE	Single Upper Drawer, Personal Drawer & Lower Cupboard with Double Doors	56.2kg
BC1DWL/GW	BC1DWL/BE	Single Upper Drawer, Lower Drawer with Recessed Shelf	60.8kg
BC1DPDWL/GW	BC1DPDWL/BE	Single Upper Drawer, Personal Drawer & Lower Drawer	62.5kg



BC1CPDWR/GW

Alternative Colours Available



Bedside Cabinet / Wardrobe Combination - Double Upper Drawer



BC2CWR/BE



BC2CWL/GW

Alternative Colours Available



Features

- Meets BS1765: Part 1: 1990 Specification for general purpose bedside lockers for patients
- Melamine faced chipboard / laminate construction
- Upper drawers suitable for the storage of patient's medication or personal effects (1 x fitted with a CAM lock & supplied with 2 keys)
- Optional electronic push button or 125KHz / 13.56Mhz RFID locks available for either drawer
- Lower storage offered through...
 - Cupboard with double doors (adjustable shelf)
 - Drawer (recessed shelf)
- Available as either two-tone / single colour
- Wardrobe supplied with a hanging rail, available right / left hand opening
- 50mm twin-wheel polypropylene castors

Dimensions (w x d x h)

- Overall Dimensions: 718 x 489 x 1420mm
- Internal Dimensions...
 - Upper Drawer: 180 x 381 x 182mm
 - Lower Drawer: 413 x 381 x 505mm
 - Cupboard: 445 x 443 x 537mm
 - Wardrobe: 215 x 443 x 1420mm

Standard Colours

- Two Tone
 - Body - Grey White
 - Top / Drawer / Door Fronts - Spearmint
- Single Colour - Beech

Options / Accessories

- Electronic Push Button & RFID Locks - page 24/25
- RFID Lock Cards & Fobs - page 25
- Towel Holder & Removable Plastic Top - page 23

Grey White	Beech	Description	Weight
Right Hand			
BC2CWR/GW	BC2CWR/BE	Double Upper Drawer, Lower Cupboard with Double Doors & Adjustable Shelf	55.0kg
BC2DWR/GW	BC2DWR/BE	Double Upper Drawer, Lower Drawer with Recessed Shelf	61.3kg
Left Hand			
BC2CWL/GW	BC2CWL/BE	Double Upper Drawer, Lower Cupboard with Double Doors & Adjustable Shelf	55.0kg
BC2DWL/GW	BC2DWL/BE	Double Upper Drawer, Lower Drawer with Recessed Shelf	61.3kg

Bedside Cabinet / Wardrobe Combination - Upper Section & Rear Side Doors

Features

- Meets BS1765: Part 1: 1990 Specification for general purpose bedside lockers for patients
- Melamine faced chipboard / laminate construction
- Upper section suitable for the storage of patient's medication or personal effects (fitted with a CAM lock & supplied with 2 keys)
- Rear side doors allow access to contents
- Optional personal effects drawer provides secure storage for personal possessions (fitted with a CAM lock & supplied with 2 keys)
- Optional electronic push button or 125KHz / 13.56Mhz RFID locks available for the upper section & personal effects drawer
- Lower storage offered through...
 - Cupboard with double doors (adjustable shelf - model dependant)
 - Drawer (recessed shelf - model dependant)
- Available as either two-tone / single colour
- Wardrobe supplied with a hanging rail, available right / left hand opening
- 50mm twin-wheel polypropylene castors

Dimensions (w x d x h)

- Overall Dimensions: 718 x 489 x 1420mm
- Internal Dimensions...
 - Upper Section: 445 x 135 x 249mm
 - Rear Side Section: 290 x 445 x 249mm
 - Personal Drawer: 413 x 381 x 102mm
 - Lower Drawer: 413 x 381 x 505 / 297mm
 - Cupboard: 445 x 443 x 537 / 394mm
 - Wardrobe: 215 x 443 x 1420mm

Standard Colours

- Two Tone
 - Body - Grey White
 - Top / Drawer / Door Fronts - Spearmint
- Single Colour - Beech

Options / Accessories

- Electronic Push Button & RFID Locks - page 24/25
- RFID Lock Cards & Fobs - page 25
- Towel Holder & Removable Plastic Top - page 23



BC3CPDWR/GW

Grey White	Beech	Description	Weight
Right Hand			
BC3CWR/GW	BC3CWR/BE	Upper Section, Lower Cupboard with Double Doors & Adjustable Shelf	52.1kg
BC3CPDWR/GW	BC3CPDWR/BE	Upper Section, Personal Drawer & Lower Cupboard with Double Doors	53.8kg
BC3DWR/GW	BC3DWR/BE	Upper Section, Lower Drawer with Recessed Shelf	58.4kg
BC3DPDWR/GW	BC3DPDWR/BE	Upper Section, Personal Drawer & Lower Drawer	60.1kg
Left Hand			
BC3CWL/GW	BC3CWL/BE	Upper Section, Lower Cupboard with Double Doors & Adjustable Shelf	52.1kg
BC3CPDWL/GW	BC3CPDWL/BE	Upper Section, Personal Drawer & Lower Cupboard with Double Doors	53.8kg
BC3DWL/GW	BC3DWL/BE	Upper Section, Lower Drawer with Recessed Shelf	58.4kg
BC3DPDWL/GW	BC3DPDWL/BE	Upper Section, Personal Drawer & Lower Drawer	60.1kg

Alternative Colours Available





Overbed & Overchair Table - Polymer, Easy Clean

Features

- BS 2483: 1977 Specification for overbed tables (selected tests)
- Finish Performance Tests (FIRA Standard 6250 2005)
 - BS 3962-6: 1980 Methods of test for finishes for wooden furniture
 - BS EN 12720: 2009 + A1: 2013 Assessment of surface resistance to cold liquids
 - BS EN 12721: 2009 + A1: 2013 Assessment of surface resistance to wet heat
 - BS EN 12722: 2009 + A1: 2013 Assessment of surface resistance to dry heat
- Height adjustable using a gas damper (760 - 1070mm)
- Safety feature prevents trapping of the patient between the bed / chair & table
- Extruded aluminium column provides a smooth linear height adjustment
- Cantilever tubular base available as...
 - C shaped suitable for use with beds & chairs
 - Straight leg suitable for use with beds
- Recyclable polypropylene one-piece top, smooth surfaces & radiused edges assists cleaning (compatible with steam cleaning)
- Raised edges reduces misplacement of objects & contains spillages
- 50mm polypropylene / thermoplastic rubber twin-wheel non-marking castors
- Maximum load 25kg

Dimensions (w x d x h)

- Table Top - 880 x 440mm

Standard Colours

- Top - Grey White
 - Upper Extrusion - Spearmint
 - Lower Extrusion / Base - Grey White

Options / Accessories

- B - Braking Castors (x 2)

Item	Description	Overall Dimensions (w x d x h)	Weight
OBP/SP/S	Overbed Table - Height Adjustable, Polymer, Easy Clean	895 x 440 x 760 - 1070mm	14.0kg
OCP/SP/S	Overchair Table - Height Adjustable, Polymer, Easy Clean	918 x 440 x 760 - 1070mm	13.5kg



OCP/LB/S

OCP/SG/S

Alternative Upper Extrusion Colours Available





Overbed & Overchair Table - Laminate

Features

- BS 2483: 1977 Specification for overbed tables (selected tests)
- BS EN 438-2: 2016 High-pressure decorative laminates (HPL). Sheets based on thermosetting resins (usually called laminates). Determination of properties
- Height adjustable using a gas damper (735 - 1045mm)
- Safety feature prevents trapping of the patient between the bed / chair & table
- Extruded aluminium column provides a smooth linear height adjustment
- Cantilever tubular base available as...
 - C shaped suitable for use with beds & chairs
 - Straight leg suitable for use with beds
- Laminate top with varnished edges available in three configurations...
 - Flat top
 - One varnished beech lip
 - Three varnished beech lips
- 50mm polypropylene / thermoplastic rubber twin-wheel non-marking castors
- Maximum load 25kg

Dimensions (w x d x h)

- Table Top - 880 x 395mm
- Overbed Table - 895 x 440 x 735 -1045mm
- Overchair Table - 918 x 440 x 735 -1045mm

Standard Colours

- Top - Grey White or Beech
- Upper Extrusion - Spearmint or Grey White
- Lower Extrusion / Base - Grey White

Options / Accessories

- B - Braking Castors (x 2)

Overbed Tables

Grey White	Beech	Description	Weight
OBL/GW0/SP/S	OBL/BE0/GW/S	Flat Top	14.5kg
OBL/GW1/SP/S	OBL/BE1/GW/S	One Lip	15.4kg
OBL/GW3/SP/S	OBL/BE3/GW/S	Three Lips	15.8kg



OCL/GW3/SY/S



OCL/BE3/GW/S

Overchair Tables

Grey White	Beech	Description	Weight
OCL/GW0/SP/S	OCL/BE0/GW/S	Flat Top	14.1kg
OCL/GW1/SP/S	OCL/BE1/GW/S	One Lip	15.0kg
OCL/GW3/SP/S	OCL/BE3/GW/S	Three Lips	15.4kg

Alternative Upper Extrusion Colours Available





Caretray Trolleys & Racks

Features	36	Mild Steel, Low Level Trolleys	50
Disassembly & Cleaning	38	Mild Steel, Standard Level Trolleys	52
Stainless Steel, Low Level Trolleys	40	Mild Steel, High Level Trolleys	54
Stainless Steel, Standard Level Trolleys	42	Mild Steel, Mobile Racks	56
Stainless Steel, High Level Trolleys	44	Mild Steel, Static Racks	58
Stainless Steel, Mobile Racks	46	Accessories	60
Stainless Steel, Static Racks	48		

Features

Carerails

- Fitted to both sides of the trolley, compatible with a wide range of accessories

Frame

- Fully welded eliminating gaps
- 304 grade stainless steel or mild steel that is powder coated in a durable epoxy polyester paint

Side Panels

- One-piece moulding
- Smooth surfaces & rounded edges assist cleaning (compatible with steam cleaning)
- Runners with positive stops prevent trays from being accidentally withdrawn (symmetrical design allows tray insertion from either side)

Easy Clean

- One-piece mouldings
- Smooth surfaces & rounded edges assist cleaning (compatible with steam cleaning)
- Quick & easy tool-less disassembly assists thorough or deep cleaning programmes



CTM1/10/3S2D

Top

- One-piece moulding
- Smooth surfaces & rounded edges assist cleaning (compatible with steam cleaning)
- Raised edges on three sides provides defined grab points to act as push handles, whilst an integral rim at the front contains spillages
- Maximum load 30kg

Trays & Dividers

- Translucent & impact-resistant (100 / 150mm depths)
- Smooth surfaces & rounded edges assist cleaning (compatible with steam cleaning & able to withstand high temperature machine washing)
- Trays feature an integral handle with plastic clip on label cover, (suitable for use with our perforated coloured label strips)
- Trays can be subdivided in both length & width using simple slot in dividers
- Maximum load 5kg

Castors & Ring Buffers

- 100mm pressed steel or polymer castors (model dependant)
- Two braking castors fitted as standard
- Ring buffers offer protection to both the trolley & fabric of the building
- Smooth surfaces assist cleaning

Accessories

The Caretray Trolley has been developed specifically to meet the needs of Healthcare Professionals across a wide variety of disciplines including Minor Treatment, A&E, Theatre, Phlebotomy, ITU & Outpatients. Through a wide range of accessories, you can configure your trolley to suit your specific needs.

Locking & Security - Page 60

- Solid grade laminate / clear acrylic doors
- Range of locking options
- Security clamp & seals to safeguard contents



Laptop Holders - Page 74

- Suitable for use with Electronic Prescribing & Medicines Administration (EPMA) & Electronic Patient Records (EPR)
- Offers height, rotation & angle adjustment
- Laptop can be secured using a security clamp




Overbridge & Tilt Bins - Page 66

- Provides high level visible storage & assists organisation
- Tilt-bins available with 4, 5 or 6 clear compartments
- Compartments tilt to 45 degrees, to assist access of contents



Defibrillator Platform - Page 67

- Compatible with all popular defibrillators
- Adjustable, allowing compatibility with all popular models
- Platform rotates 360 degrees, whilst the arm swings 90 degrees from the worksurface



Castors & Ring Buffers - Page 76

- Range of polymer castors
- Available in various braking & non-braking configurations
- Ring buffers offer protection to both the trolley & fabric of the building



Carerail Mounted - Page 68

- An extensive range of accessories can be attached/suspended from the Carerails
- Allows the trolley to be configured to meet specific user requirements
- Accessories range from sharps & glove box holders, catheter racks & waste bins, through to work flaps & suction pump shelves



Trays, Shelves, Dividers & Labels - Page 77

- Additional dividers assist segregation
- Coloured labels ensure that trays can be easily identified
- Flat shelves provide an alternative to trays



Disassembly & Cleaning

The design of the trolley allows for quick & easy tool-less disassembly providing access for all areas when conducting thorough or deep cleaning programmes. The simple guide below illustrates the disassembly & re-assembly process...



Remove Trays

Remove the trays from the unit



Remove Top

The top is held in place with two thumb screws, located on the underside of the top. Once removed, the top can be removed with a firm tug



Remove Back Panel (if fitted)

Once the top has been removed, the back panel can be lifted clear of the cross members on the rear of the frame



Remove Side Panels

The side panels are removed by lifting off the positioning inserts. Double height trolleys require thumb screws at the top of the lower panel to be removed.



Clean

The frame, side panels & top can now be cleaned



Reassembly

The trolley is re-assembled by repeating the steps in reverse

Caretray Trolleys - Stainless Steel, Low Level, Single & Double Column



CTS1/08/3S1D



CTS1/08/3S1D - shown with optional CT/WF, CT/ALC & GMBH/15



Easy disassembly & cleaning - page 38

Features

- Low level, single & double column easy clean procedure trolleys
- Quick & easy disassembly, assists thorough & deep cleaning
- Seamlessly welded, one-piece 304 grade stainless steel frame (requires no on-site assembly)
- Recyclable polypropylene one-piece top & side panels, smooth surfaces & radiused edges assists cleaning (compatible with steam cleaning)
 - Top Panel - Raised edges on three sides provide defined grab points to act as push handles, whilst an integral rim at the front contains spillages (max load 30kg)
 - Side Panels - Incorporate runners with positive stops preventing trays from being accidentally withdrawn (symmetrical design allows tray insertion from either side)
- Carerail fitted to either side support a wide range of accessories
- Translucent, impact-resistant trays & dividers, smooth surfaces & radiused edges assists cleaning (compatible with steam cleaning / high temperature machine washing)
- Trays feature an integral handle with a plastic clip-on label cover (coloured labels supplied - white, blue, green, yellow & red)
- 100 / 150mm deep trays, can be subdivided in both length & width using removable dividers (max load 5kg)
- 2 x long & 2 x short dividers supplied with each tray
- Polyurethane ring buffers offer protection to both the trolley & fabric of the building, smooth surfaces assist cleaning
- 100mm pressed steel castors, 2 off braking

Dimensions (w x d x h)

- Overall Dimensions
 - Single Column - 550 x 550 x 807mm
 - Double Column - 1005 x 550 x 807mm
- Plastic Top
 - Single Column - 455 x 455 (internal) at height 782mm
 - Double Column - 915 x 455 (internal) at height 782mm
- Trays
 - Shallow Tray - 355 x 405 x 100mm (internal)
 - Deep Tray - 355 x 405 x 150mm (internal)

Item	Description	Weight
CTS1/08/1S2D	1 x 100mm, 2 x 150mm Trays	21.2kg
CTS1/08/3D	3 x 150mm Trays	21.5kg
CTS1/08/3S1D	3 x 100mm, 1 x 150mm Trays	22.3kg
CTS1/08/4S	4 x 100mm Trays	21.9kg

Options / Accessories

- Locking & Security - page 60
- Overbridge & Tilt Bins - page 66
- Defibrillator Platform - page 67
- Carerail Mounted - page 68
- Laptop Holders - page 74
- Castors & Ring Buffers - page 76
- Trays, Shelves, Dividers & Labels - page 77



CTS2/08/4S3D



CTS2/08/4S3D - shown with optional
CT/IV, GMBH/15 & CT/ALC

Item	Description	Weight
CTS2/08/3S4D	3 x 100mm, 4 x 150mm Trays	37.3kg
CTS2/08/4S3D	4 x 100mm, 3 x 150mm Trays	36.9kg
CTS2/08/6D	6 x 150mm Trays	36.5kg
CTS2/08/6S2D	6 x 100mm, 2 x 150mm Trays	38.1kg
CTS2/08/7S1D	7 x 100mm, 1 x 150mm Trays	37.7kg
CTS2/08/8S	8 x 100mm Trays	37.3kg

Caretray Trolleys - Stainless Steel, Standard Level, Single & Double Column



CTS1/10/3S2D - shown with optional CT/IV, CT/CR2, GMBH/15 & CT/ALC



Easy disassembly & cleaning - page 38

Features

- Standard level, single & double column easy clean procedure trolleys
- Quick & easy disassembly, assists thorough & deep cleaning
- Seamlessly welded, one-piece 304 grade stainless steel frame (requires no on-site assembly)
- Recyclable polypropylene one-piece top & side panels, smooth surfaces & radiused edges assists cleaning (compatible with steam cleaning)
 - Top Panel - Raised edges on three sides provide defined grab points to act as push handles, whilst an integral rim at the front contains spillages (max load 30kg)
 - Side Panels - Incorporate runners with positive stops preventing trays from being accidentally withdrawn (symmetrical design allows tray insertion from either side)
- Carerails fitted to either side support a wide range of accessories
- Translucent, impact-resistant trays & dividers, smooth surfaces radiused edges assists cleaning (compatible with steam cleaning / high temperature machine washing)
- Trays feature an integral handle with a plastic clip-on label cover (coloured labels supplied - white, blue, green, yellow & red)
- 100 / 150mm deep trays, can be subdivided in both length & width using removable dividers (max load 5kg)
- 2 x long & 2 x short dividers supplied with each tray
- Polyurethane ring buffers offer protection to both the trolley & fabric of the building, smooth surfaces assist cleaning
- 100mm pressed steel castors, 2 off braking

Dimensions (w x d x h)

- Overall Dimensions
 - Single Column - 550 x 550 x 993mm
 - Double Column - 1005 x 550 x 993mm
- Plastic Top
 - Single Column - 455 x 455 (internal) at height 968mm
 - Double Column - 915 x 455 (internal) at height 968mm
- Trays
 - Shallow Tray - 355 x 405 x 100mm (internal)
 - Deep Tray - 355 x 405 x 150mm (internal)

Item	Description	Weight
CTS1/10/1S3D	1 x 100mm, 3 x 150mm Trays	27.9kg
CTS1/10/3S2D	3 x 100mm, 2 x 150mm Trays	29.0kg
CTS1/10/4D	4 x 150mm Trays	28.3kg
CTS1/10/4S1D	4 x 100mm, 1 x 150mm Trays	28.7kg
CTS1/10/6S	6 x 100mm	29.8kg

Options / Accessories

- Locking & Security - page 60
- Overbridge & Tilt Bins - page 66
- Defibrillator Platform - page 67
- Carerail Mounted - page 68
- Laptop Holders - page 74
- Castors & Ring Buffers - page 76
- Trays, Shelves, Dividers & Labels - page 77



CTS2/10/6S4D



CTS2/10/6S4D - shown with optional
CT/IV, CT/CR2, GMBH/15 & CT/ALC

Item	Description	Weight
CTS2/10/3S6D	3 x 100mm, 6 x 150mm Trays	46.6kg
CTS2/10/4S5D	4 x 100mm, 5 x 150mm Trays	46.2kg
CTS2/10/5S4D	5 x 100mm, 4 x 150mm Trays	45.9kg
CTS2/10/6S4D	6 x 100mm, 4 x 150mm Trays	47.3kg
CTS2/10/8D	8 x 150mm Trays	45.8kg
CTS2/10/8S2D	8 x 100mm, 2 x 150mm Trays	46.6kg

Caretray Trolleys - Stainless Steel, High Level, Single & Double Column



CTS1/14/4S3D



CTS1/14/4S3D - shown with optional CT/DH/A4



Easy disassembly & cleaning - page 38

Features

- High level, single & double column easy clean procedure trolleys
- Quick & easy disassembly, assists thorough & deep cleaning
- Seamlessly welded, one-piece 304 grade stainless steel frame (requires no on-site assembly)
- Recyclable polypropylene one-piece top & side panels, smooth surfaces & radiused edges assists cleaning (compatible with steam cleaning)
 - Top Panel - Raised edges on three sides provide defined grab points to act as push handles, whilst an integral rim at the front contains spillages (max load 30kg)
 - Side Panels - Incorporate runners with positive stops preventing trays from being accidentally withdrawn (symmetrical design allows tray insertion from either side)
- Carerail fitted to either side support a wide range of accessories
- Translucent, impact-resistant trays & dividers, smooth surfaces & radiused edges assists cleaning (compatible with steam cleaning / high temperature machine washing)
- Trays feature an integral handle with a plastic clip-on label cover (coloured labels supplied - white, blue, green, yellow & red)
- 100 / 150mm deep trays, can be subdivided in both length & width using removable dividers (max load 5kg)
- 2 x long & 2 x short dividers supplied with each tray
- Polyurethane ring buffers offer protection to both the trolley & fabric of the building, smooth surfaces assist cleaning
- 100mm pressed steel castors, 2 off braking

Dimensions (w x d x h)

- Overall Dimensions
 - Single Column - 550 x 550 x 1410mm
 - Double Column - 1005 x 550 x 1410mm
- Plastic Top
 - Single Column - 455 x 455 (internal) at height 1385mm
 - Double Column - 915 x 455 (internal) at height 1385mm
- Trays
 - Shallow Tray - 355 x 405 x 100mm (internal)
 - Deep Tray - 355 x 405 x 150mm (internal)

Item	Description	Weight
CTS1/14/2S5D	2 x 100mm, 5 x 150mm Trays	36.2kg
CTS1/14/3S4D	3 x 100mm, 4 x 150mm Trays	35.8kg
CTS1/14/4S3D	4 x 100mm, 3 x 150mm Trays	35.4kg
CTS1/14/5S3D	5 x 100mm, 3 x 150mm Trays	37.8kg
CTS1/14/6D	6 x 150mm Trays	35.0kg
CTS1/14/8S1D	8 x 100mm, 1 x 150mm Trays	37.8kg

Options / Accessories

- Locking & Security - page 60
- Carerail Mounted - page 68
- Castors & Ring Buffers - page 76
- Trays, Shelves, Dividers & Labels - page 77



CTS2/14/10S6D - shown with optional CT/DH/A4



CTS2/14/10S6D

Item	Description	Weight
CTS2/14/4S10D	2 x 100mm, 10 x 150mm Trays	60.6kg
CTS2/14/6S8D	6 x 100mm, 8 x 150mm Trays	62.8kg
CTS2/14/8S6D	8 x 100mm, 6 x 150mm Trays	63.0kg
CTS2/14/10S6D	10 x 100mm, 6 x 150mm Trays	65.0kg
CTS2/14/12D	12 x 150mm Trays	61.3kg
CTS2/14/16S2D	16 x 100mm, 2 x 150mm Trays	66.6kg



CRSM1/18/6S4D



Easy disassembly & cleaning - page 38

Item	Description	Weight
CRSM1/18/2S6D	2 x 100mm, 6 x 150mm Trays	41.7kg
CRSM1/18/3S6D	3 x 100mm, 6 x 150mm Trays	44.1kg
CRSM1/18/4S5D	4 x 100mm, 5 x 150mm Trays	42.8kg
CRSM1/18/5S5D	5 x 100mm, 5 x 150mm Trays	44.3kg
CRSM1/18/6S4D	6 x 100mm, 4 x 150mm Trays	43.9kg
CRSM1/18/8D	8 x 150mm Trays	43.3kg

Caretray Racks - Stainless Steel, Mobile, Single & Double Column

Features

- Mobile, single & double column easy clean racks
- Quick & easy disassembly, assists thorough & deep cleaning
- Seamlessly welded, one-piece 304 grade stainless steel frame (requires no on-site assembly)
- Recyclable polypropylene one-piece top & side panels, smooth surfaces & radiused edges assists cleaning (compatible with steam cleaning)
 - Top Panel - Raised edges on three sides provide defined grab points to act as push handles, whilst an integral rim at the front contains spillages (max load 30kg)
 - Side Panels - Incorporate runners with positive stops preventing trays from being accidentally withdrawn (symmetrical design allows tray insertion from either side)
- Translucent, impact-resistant trays & dividers, smooth surfaces & radiused edges assists cleaning (compatible with steam cleaning / high temperature machine washing)
- Trays feature an integral handle with a plastic clip-on label cover (coloured labels supplied - white, blue, green, yellow & red)
- 100 / 150mm deep trays, can be subdivided in both length & width using removable dividers (max load 5kg)
- 2 x long & 2 x short dividers supplied with each tray
- Polyurethane ring buffers offer protection to both the rack & fabric of the building, smooth surfaces assist cleaning
- 100mm pressed steel castors, 2 off braking

Dimensions (w x d x h)

- Overall Dimensions
 - Single Column - 550 x 550 x 1782mm
 - Double Column - 1005 x 550 x 1782mm
- Plastic Top
 - Single Column - 455 x 455 (internal) at height 1757mm
 - Double Column - 915 x 455 (internal) at height 1757mm
- Trays
 - Shallow Tray - 355 x 405 x 100mm (internal)
 - Deep Tray - 355 x 405 x 150mm (internal)

Options / Accessories

- Castors & Ring Buffers - page 76
- Trays, Shelves, Dividers & Labels - page 77



CRSM2/18/8S10D -
shown with optional C004



CRSM2/18/16D

Item	Description	Weight
CRSM2/18/4S12D	4 x 100mm, 12 x 150mm Trays	72.1kg
CRSM2/18/6S12D	6 x 100mm, 12 x 150mm Trays	77.1kg
CRSM2/18/8S10D	8 x 100mm, 10 x 150mm Trays	75.4kg
CRSM2/18/10S10D	10 x 100mm, 10 x 150mm Trays	78.4kg
CRSM2/18/12S8D	12 x 100mm, 8 x 150mm Trays	77.7kg
CRSM2/18/16D	16 x 150mm Trays	74.6kg



CRSS1/16/6S4D



Easy disassembly & cleaning - page 38

Caretray Racks - Stainless Steel, Static, Single & Double Column

Features

- Static, single & double column easy clean racks
- Quick & easy disassembly, assists thorough & deep cleaning
- Seamlessly welded, one-piece 304 grade stainless steel frame (requires no on-site assembly)
- Recyclable polypropylene one-piece top & side panels, smooth surfaces & radiused edges assists cleaning (compatible with steam cleaning)
 - Side Panels - Incorporate runners with positive stops preventing trays from being accidentally withdrawn (symmetrical design allows tray insertion from either side)
- Translucent, impact-resistant trays & dividers, smooth surfaces & radiused edges assists cleaning (compatible with steam cleaning / high temperature machine washing)
- Trays feature an integral handle with a plastic clip-on label cover (coloured labels supplied - white, blue, green, yellow & red)
- 100 / 150mm deep trays, can be subdivided in both length & width using removable dividers (max load 5kg)
- 2 x long & 2 x short dividers supplied with each tray
- Adjustable feet allow levelling on uneven floors

Dimensions (w x d x h)

- Overall Dimensions
 - Single Column - 536 x 536 x 1685mm
 - Double Column - 995 x 536 x 1685mm
- Plastic Top
 - Single Column - 455 x 455 (internal) at height 1645mm
 - Double Column - 915 x 455 (internal) at height 1645mm
- Trays
 - Shallow Tray - 355 x 405 x 100mm (internal)
 - Deep Tray - 355 x 405 x 150mm (internal)

Item	Description	Weight
CRSS1/16/2S6D	2 x 100mm, 6 x 150mm Trays	38.4kg
CRSS1/16/3S6D	3 x 100mm, 6 x 150mm Trays	40.8kg
CRSS1/16/4S5D	4 x 100mm, 5 x 150mm Trays	39.5kg
CRSS1/16/5S5D	5 x 100mm, 5 x 150mm Trays	41.0kg
CRSS1/16/6S4D	6 x 100mm, 4 x 150mm Trays	40.6kg
CRSS1/16/8D	8 x 150mm Trays	40.0kg

Options / Accessories

- Trays, Shelves, Dividers & Labels - page 77



CRSS2/16/8S10D



CRSS2/16/16D

Item	Description	Weight
CRSS2/16/4S12D	4 x 100mm, 12 x 150mm Trays	71.1kg
CRSS2/16/6S12D	6 x 100mm, 12 x 150mm Trays	74.0kg
CRSS2/16/8S10D	8 x 100mm, 10 x 150mm Trays	72.3kg
CRSS2/16/10S10D	10 x 100mm, 10 x 150mm Trays	75.3kg
CRSS2/16/12S8D	12 x 100mm, 8 x 150mm Trays	74.6kg
CRSS2/16/16D	16 x 150mm Trays	71.5kg

Caretray Trolleys - Mild Steel, Low Level, Single & Double Column



CTM1/08/3S1D



CTM1/08/3S1D - shown with optional CT/WF, SBH/15 & CT/ALC



Easy disassembly & cleaning - page 38

Features

- Low level, single & double column easy clean procedure trolleys
- Quick & easy disassembly, assists thorough & deep cleaning
- Fully welded mild steel frame, powder coated in a durable epoxy paint (requires no on-site assembly)
- Recyclable polypropylene one-piece top & side panels, smooth surfaces & radiused edges assists cleaning (compatible with steam cleaning)
 - Top Panel - Raised edges on three sides provide defined grab points to act as push handles, whilst an integral rim at the front contains spillages (max load 30kg)
 - Side Panels - Incorporate runners with positive stops preventing trays from being accidentally withdrawn (symmetrical design allows tray insertion from either side)
- Carerail fitted to either side support a wide range of accessories
- Translucent, impact-resistant trays & dividers, smooth surfaces & radiused edges assists cleaning (compatible with steam cleaning / high temperature machine washing)
- Trays feature an integral handle with a plastic clip-on label cover (coloured labels supplied - white, blue, green, yellow & red)
- 100 / 150mm deep trays, can be subdivided in both length & width using removable dividers (max load 5kg)
- 2 x long & 2 x short dividers supplied with each tray
- Polyurethane ring buffers offer protection to both the trolley & fabric of the building, smooth surfaces assist cleaning
- 100mm pressed steel castors, 2 off braking

Dimensions (w x d x h)

- Overall Dimensions
 - Single Column - 550 x 550 x 807mm
 - Double Column - 1005 x 550 x 807mm
- Plastic Top
 - Single Column - 455 x 455 (internal) at height 782mm
 - Double Column - 915 x 455 (internal) at height 782mm
- Trays
 - Shallow Tray - 355 x 405 x 100mm (internal)
 - Deep Tray - 355 x 405 x 150mm (internal)

Standard Colours

- Paint - Spearmint

Item	Description	Weight
CTM1/08/1S2D	1 x 100mm, 2 x 150mm Trays	20.9kg
CTM1/08/3D	3 x 150mm Trays	21.2kg
CTM1/08/3S1D	3 x 100mm, 1 x 150mm Trays	22.0kg
CTM1/08/4S	4 x 100mm Trays	21.6kg

Options / Accessories

- Locking & Security - page 60
- Overbridge & Tilt Bins - page 66
- Defibrillator Platform - page 67
- Carerail Mounted - page 68
- Laptop Holders - page 74
- Castors & Ring Buffers - page 76
- Trays, Shelves, Dividers & Labels - page 77



CTM2/08/4S3D



CTM2/08/4S3D - shown with optional CT/WF, SBH/15, CT/ALC

Item	Description	Weight
CTM2/08/3S4D	3 x 100mm, 4 x 150mm Trays	36.8kg
CTM2/08/4S3D	4 x 100mm, 3 x 150mm Trays	36.4kg
CTM2/08/6D	6 x 150mm Trays	36.0kg
CTM2/08/6S2D	6 x 100mm, 2 x 150mm Trays	37.6kg
CTM2/08/7S1D	7 x 100mm, 1 x 150mm Trays	37.2kg
CTM2/08/8S	8 x 100mm Trays	36.8kg

Caretray Trolleys - Mild Steel, Standard Level, Single & Double Column



CTM1/10/3S2D



Easy disassembly & cleaning - page 38

Features

- Standard level, single & double column easy clean procedure trolleys
- Quick & easy disassembly, assists thorough & deep cleaning
- Fully welded mild steel frame, powder coated in a durable epoxy paint (requires no on-site assembly)
- Recyclable polypropylene one-piece top & side panels, smooth surfaces & radiused edges assists cleaning (compatible with steam cleaning)
 - Top Panel - Raised edges on three sides provide defined grab points to act as push handles, whilst an integral rim at the front contains spillages (max load 30kg)
 - Side Panels - Incorporate runners with positive stops preventing trays from being accidentally withdrawn (symmetrical design allows tray insertion from either side)
- Carerails fitted to either side support a wide range of accessories
- Translucent, impact-resistant trays & dividers, smooth surfaces & radiused edges assists cleaning (compatible with steam cleaning / high temperature machine washing)
- Trays feature an integral handle with a plastic clip-on label cover (coloured labels supplied - white, blue, green, yellow & red)
- 100 / 150mm deep trays, can be subdivided in both length & width using removable dividers (max load 5kg)
- 2 x long & 2 x short dividers supplied with each tray
- Polyurethane ring buffers offer protection to both the trolley & fabric of the building, smooth surfaces assist cleaning
- 100mm pressed steel castors, 2 off braking

Dimensions (w x d x h)

- Overall Dimensions
 - Single Column - 550 x 550 x 993mm
 - Double Column - 1005 x 550 x 993mm
- Plastic Top
 - Single Column - 455 x 455 (internal) at height 968mm
 - Double Column - 915 x 455 (internal) at height 968mm
- Trays
 - Shallow Tray - 355 x 405 x 100mm (internal)
 - Deep Tray - 355 x 405 x 150mm (internal)

Standard Colours

- Paint - Spearmint

Item	Description	Weight
CTM1/10/1S3D	1 x 100mm, 3 x 150mm Trays	27.5kg
CTM1/10/3S2D	3 x 100mm, 2 x 150mm Trays	28.6kg
CTM1/10/4D	4 x 150mm Trays	27.9kg
CTM1/10/4S1D	4 x 100mm, 1 x 150mm Trays	28.3kg
CTM1/10/6S	6 x 100mm	29.4kg

Options / Accessories

- Locking & Security - page 60
- Overbridge & Tilt Bins - page 66
- Defibrillator Platform - page 67
- Carerail Mounted - page 68
- Laptop Holders - page 74
- Castors & Ring Buffers - page 76
- Trays, Shelves, Dividers & Labels - page 77



CTM2/10/6S4D



CTM2/10/6S4D - shown with optional CT/IV, CT/CR2, GMBH/15 & CT/ALC

Item	Description	Weight
CTM2/10/3S6D	3 x 100mm, 6 x 150mm Trays	46.0kg
CTM2/10/4S5D	4 x 100mm, 5 x 150mm Trays	45.6kg
CTM2/10/5S4D	5 x 100mm, 4 x 150mm Trays	45.3kg
CTM2/10/6S4D	6 x 100mm, 4 x 150mm Trays	46.7kg
CTM2/10/8D	8 x 150mm Trays	45.2kg
CTM2/10/8S2D	8 x 100mm, 2 x 150mm Trays	46.0kg



CTM1/14/4S3D



Easy disassembly & cleaning - page 38

Item	Description	Weight
CTM1/14/2S5D	2 x 100mm, 5 x 150mm Trays	36.2kg
CTM1/14/3S4D	3 x 100mm, 4 x 150mm Trays	35.8kg
CTM1/14/4S3D	4 x 100mm, 3 x 150mm Trays	35.4kg
CTM1/14/5S3D	5 x 100mm, 3 x 150mm Trays	37.3kg
CTM1/14/6D	6 x 150mm Trays	35.0kg
CTM1/14/8S1D	8 x 100mm, 1 x 150mm Trays	37.2kg

Caretray Trolleys - Mild Steel, High Level, Single & Double Column

Features

- High level, single & double column easy clean procedure trolleys
- Quick & easy disassembly, assists thorough & deep cleaning
- Fully welded mild steel frame, powder coated in a durable epoxy paint (requires no on-site assembly)
- Recyclable polypropylene one-piece top & side panels, smooth surfaces & radiused edges assists cleaning (compatible with steam cleaning)
- Top Panel - Raised edges on three sides provide defined grab points to act as push handles, whilst an integral rim at the front contains spillages (max load 30kg)
- Side Panels - Incorporate runners with positive stops preventing trays from being accidentally withdrawn (symmetrical design allows tray insertion from either side)
- Carerail fitted to either side support a wide range of accessories
- Translucent, impact-resistant trays & dividers, smooth surfaces & radiused edges assists cleaning (compatible with steam cleaning / high temperature machine washing)
- Trays feature an integral handle with a plastic clip-on label cover (coloured labels supplied - white, blue, green, yellow & red)
- 100 / 150mm deep trays, can be subdivided in both length & width using removable dividers (max load 5kg)
- 2 x long & 2 x short dividers supplied with each tray
- Polyurethane ring buffers offer protection to both the trolley & fabric of the building, smooth surfaces assist cleaning
- 100mm pressed steel castors, 2 off braking

Dimensions (w x d x h)

- Overall Dimensions
 - Single Column - 550 x 550 x 1410mm
 - Double Column - 1005 x 550 x 1410mm
- Plastic Top
 - Single Column - 455 x 455 (internal) at height 1385mm
 - Double Column - 915 x 455 (internal) at height 1385mm
- Trays
 - Shallow Tray - 355 x 405 x 100mm (internal)
 - Deep Tray - 355 x 405 x 150mm (internal)

Standard Colours

- Paint - Spearmint

Options / Accessories

- Locking & Security - page 60
- Carerail Mounted Accessories - page 68
- Castors & Ring Buffers - page 76
- Trays, Shelves, Dividers & Labels - page 77



CTM2/14/10S6D - shown with optional CTD2/14SS
(Double door fitted with Security Seal Lock)



CTM2/14/10S6D

Item	Description	Weight
CTM2/14/4S10D	2 x 100mm, 10 x 150mm Trays	60.6kg
CTM2/14/6S8D	6 x 100mm, 8 x 150mm Trays	62.8kg
CTM2/14/8S6D	8 x 100mm, 6 x 150mm Trays	62.3kg
CTM2/14/10S6D	10 x 100mm, 6 x 150mm Trays	65.0kg
CTM2/14/12D	12 x 150mm Trays	61.3kg
CTM2/14/16S2D	16 x 100mm, 2 x 150mm Trays	66.6kg

Caretray Racks - Mild Steel, Mobile, Single & Double Column



CRMM1/18/6S4D



Easy disassembly & cleaning - page 38

Features

- Mobile, single & double column easy clean racks
- Quick & easy disassembly, assists thorough & deep cleaning
- Fully welded mild steel frame, powder coated in a durable epoxy paint (requires no on-site assembly)
- Recyclable polypropylene one-piece top & side panels, smooth surfaces & radiused edges assists cleaning (compatible with steam cleaning)
 - Top Panel - Raised edges on three sides provide defined grab points to act as push handles, whilst an integral rim at the front contains spillages (max load 30kg)
 - Side Panels - Incorporate runners with positive stops preventing trays from being accidentally withdrawn (symmetrical design allows tray insertion from either side)
- Translucent, impact-resistant trays & dividers, smooth surfaces & radiused edges assists cleaning (compatible with steam cleaning / high temperature machine washing)
- Trays feature an integral handle with a plastic clip-on label cover (coloured labels supplied - white, blue, green, yellow & red)
- 100 / 150mm deep trays, can be subdivided in both length & width using removable dividers (max load 5kg)
- 2 x long & 2 x short dividers supplied with each tray
- Polyurethane ring buffers offer protection to both the rack & fabric of the building, smooth surfaces assist cleaning
- 100mm pressed steel castors, 2 off braking

Dimensions (w x d x h)

- Overall Dimensions
 - Single Column - 550 x 550 x 1782mm
 - Double Column - 1005 x 550 x 1782mm
- Plastic Top
 - Single Column - 455 x 455 (internal) at height 1757mm
 - Double Column - 915 x 455 (internal) at height 1757mm
- Trays
 - Shallow Tray - 355 x 405 x 100mm (internal)
 - Deep Tray - 355 x 405 x 150mm (internal)

Standard Colours

- Paint - Spearmint

Item	Description	Weight
CRMM1/18/2S6D	2 x 100mm, 6 x 150mm Trays	41.2kg
CRMM1/18/3S6D	3 x 100mm, 6 x 150mm Trays	43.6kg
CRMM1/18/4S5D	4 x 100mm, 5 x 150mm Trays	42.3kg
CRMM1/18/5S5D	5 x 100mm, 5 x 150mm Trays	43.8kg
CRMM1/18/6S4D	6 x 100mm, 4 x 150mm Trays	43.4kg
CRMM1/18/8D	8 x 150mm Trays	42.8kg

Options / Accessories

- Castors & Ring Buffers - page 76
- Trays, Shelves, Dividers & Labels - page 77



CRMM2/18/8S10D



CRMM2/18/16D

Item	Description	Weight
CRMM2/18/4S12D	4 x 100mm, 12 x 150mm Trays	73.3kg
CRMM2/18/6S12D	6 x 100mm, 12 x 150mm Trays	76.3kg
CRMM2/18/8S10D	8 x 100mm, 10 x 150mm Trays	74.6kg
CRMM2/18/10S10D	10 x 100mm, 10 x 150mm Trays	77.6kg
CRMM2/18/12S8D	12 x 100mm, 8 x 150mm Trays	76.9kg
CRMM2/18/16D	16 x 150mm Trays	73.8kg

Caretray Racks - Mild Steel, Static, Single & Double Column



CRMS1/16/6S4D



Easy disassembly & cleaning - page 38

Features

- Mobile, single & double column easy clean racks
- Quick & easy disassembly, assists thorough & deep cleaning
- Fully welded mild steel frame, powder coated in a durable epoxy paint (requires no on-site assembly)
- Recyclable polypropylene one-piece top & side panels, smooth surfaces & radiused edges assists cleaning (compatible with steam cleaning)
 - Side Panels - Incorporate runners with positive stops preventing trays from being accidentally withdrawn (symmetrical design allows tray insertion from either side)
- Translucent, impact-resistant trays & dividers, smooth surfaces & radiused edges assists cleaning (compatible with steam cleaning / high temperature machine washing)
- Trays feature an integral handle with a plastic clip-on label cover (coloured labels supplied - white, blue, green, yellow & red)
- 100 / 150mm deep trays, can be subdivided in both length & width using removable dividers (max load 5kg)
- 2 x long & 2 x short dividers supplied with each tray
- Adjustable feet allow levelling on uneven floors

Dimensions

- Overall Dimensions
 - Single Column - 536 x 536 x 1670-1685mm
 - Double Column - 995 x 536 x 1670-1685mm
- Plastic Top
 - Single Column - 455 x 455 (internal) at height 1645mm
 - Double Column - 915 x 455 (internal) at height 1645mm
- Trays
 - Shallow Tray - 355 x 405 x 100mm (internal)
 - Deep Tray - 355 x 405 x 150mm (internal)

Standard Colours

- Paint - Spearmint

Item	Description	Weight
CRMS1/16/2S6D	2 x 100mm, 6 x 150mm Trays	38.4kg
CRMS1/16/3S6D	3 x 100mm, 6 x 150mm Trays	39.5kg
CRMS1/16/4S5D	4 x 100mm, 5 x 150mm Trays	39.5kg
CRMS1/16/5S5D	5 x 100mm, 5 x 150mm Trays	41.0kg
CRMS1/16/6S4D	6 x 100mm, 4 x 150mm Trays	40.6kg
CRMS1/16/8D	8 x 150mm Trays	39.6kg

Options / Accessories

- Trays, Shelves, Dividers & Labels - page 77



CRMS2/16/16D



CRMS2/16/8S10D

Item	Description	Weight
CRMS2/16/4S12D	4 x 100mm, 12 x 150mm Trays	70.2kg
CRMS2/16/6S12D	6 x 100mm, 12 x 150mm Trays	73.2kg
CRMS2/16/8S10D	8 x 100mm, 10 x 150mm Trays	72.3kg
CRMS2/16/10S10D	10 x 100mm, 10 x 150mm Trays	75.3kg
CRMS2/16/12S8D	12 x 100mm, 8 x 150mm Trays	74.6kg
CRMS2/16/16D	16 x 150mm Trays	71.5kg



CTM1/14/3S1D/CTD1/14EPB



HSB



SS



CA



EPB



CTM1/10/3S2D/CTDC1/10SS



CTM2/10/6S4D/CTD2/10EPB



Door Open - CTM1/10/3S2D/CTD1/10EPB

Locking

Features

- Doors available as either
 - Solid Grade Laminate - Single / double column units
 - Clear Acrylic - Single column units only
- Back panels are solid grade laminate, secures the contents of the trolley (removable to assist cleaning)
- Available for both single & double column units (mild & stainless steel)
 - Single Column Units - Single door
 - Double Column Units - Double door, features a return to ensure that only one lock is required to secure both doors
- 270-degree opening hinges allow the doors to fold flat against the sides of the trolley
- Four locking options
 - CAM Lock with Wing Handle - Solid grade laminate / clear acrylic
 - Electronic Push Button Lock - Solid grade laminate / clear acrylic
 - High Security Bolt Lock - Solid grade laminate only
 - Security Seal Lock - Solid grade laminate / clear acrylic
- Factory fitted

CAM Lock with Wing Handle

Features

- Supplied with two keys
- Wing handle can operate independently of the key
- Locks keyed to differ, alike on request



CTM1/08/3S1D/CTD1/08CA



CTM1/10/3S2D/CTDC1/10CA

Description	Solid Grade Laminate	Clear Acrylic	Weight
Low Level, Single Column	CTD1/08CA	CTDC1/08CA	2.7kg
Low Level, Double Column	CTD2/08CA	-	5.3kg
Standard Level, Single Column	CTD1/10CA	CTDC1/10CA	3.5kg
Standard Level, Double Column	CTD2/10CA	-	6.8kg
High Level, Single Column	CTD1/14CA	CTDC1/14CA	5.3kg
High Level, Double Column	CTD2/14CA	-	10.3kg

Electronic Push Button Lock

Features

- Uses a 10-button keypad
- Easy programming & code change
- Four operating codes with differing levels of authority - Master / Sub-Master / User / Technician
- User codes are 4 digits
- Master & sub-master codes are 8 digits
- 15,000 openings on 2 x AAA cells (supplied)
- Low battery warning with failure override using 9v battery across LED's (+/-) & master code



CTM1/10/3S2D/CTDC1/10EPB



CTM1/08/3S1D/CTD1/08EPB

Description	Solid Grade Laminate	Clear Acrylic	Weight
Low Level, Single Column	CTD1/08EPB	CTDC1/08EPB	2.9kg
Low Level, Double Column	CTD2/08EPB	-	5.5kg
Standard Level, Single Column	CTD1/10EPB	CTDC1/10EPB	3.7kg
Standard Level, Double Column	CTD2/10EPB	-	7.0kg
High Level, Single Column	CTD1/14EPB	CTDC1/14EPB	5.5kg
High Level, Double Column	CTD2/14EPB	-	10.5kg

High Security Bolt-Lock

Features

- Supplied with two keys



CTD1/10HSB shown on CTM1/10/3S2D



Description	Solid Grade Laminate	Weight
Low Level, Single Column	CTD1/08HSB	2.9kg
Low Level, Double Column	CTD2/08HSB	5.6kg
Standard Level, Single Column	CTD1/10HSB	3.6kg
Standard Level, Double Column	CTD2/10HSB	7.1kg
High Level, Single Column	CTD1/14HSB	5.3kg
High Level, Double Column	CTD2/14HSB	10.6kg



CTM1/10/3S2D/CTDC1/10SS



Security Seal Lock

Features

- Accepts standard plastic security seals (order separately)




CTM1/08/3S1D/CTD1/08SS

Description	Solid Grade Laminate	Clear Acrylic	Weight
Low Level, Single Column	CTD1/08SS	CTDC1/08SS	2.6kg
Low Level, Double Column	CTD2/08SS		5.2kg
Standard Level, Single Column	CTD1/10SS	CTDC1/10SS	3.7kg
Standard Level, Double Column	CTD2/10SS		6.7kg
High Level, Single Column	CTD1/14SS	CTDC1/14SS	5.2kg
High Level, Double Column	CTD2/14SS		10.2kg

Security Clamp

Features

- Allows the trolley to be secured to the 'fabric of the building'
- Requires no additional keys, utilises the trolleys own locking system
- One end is secured to the wall, the 'hook shaped' end is trapped by the door of the trolley when closed & locked
- Recommended wall fitting height approx. 1000mm



Important Note - Security Clamps


It is a requirement that when the trolley is not in use it should be secured to the 'fabric of the building'. Not only does this prevent casual theft, i.e. trolleys being pushed to an isolated area & broken into, but also encourages good nursing practice, giving the trolley a "permanent home".

'Safe & Secure Handling of Medicines - Royal Pharmaceutical Society, GB-March 2005"

Security Seals

Features

- Snap on plastic security seals
- Pack of 100



Item	Description	Cable Length	Weight
MT/1/6F	Security Clamp	950mm	0.75kg

Item	Description
2PLCO026	Security Seals

Overbridge

Features

- Attaches to the rear uprights of the trolley (increases overall height by 625mm)
- Available as either painted mild steel or self-colour stainless steel
- Provides a fixing location for tilt bins (order separately)
- Compatible with single column trolleys only
- Factory fitted only

Standard Colours

- Paint - Grey White
- Stainless Steel - Self Colour



CTRESUM1/10/3S2D/SS fitted with CT/OB/MS, TBIN4/MS, TBIN5/MS & TBIN6/MS

Tilt Bins

Features


- Available with 4, 5 or 6 compartments
- Clear bins provide visible storage & assists organisation
- Bins tilt to 45° allowing easy access of contents, & can be removed to assist refilling / cleaning
- Label holder for easy identification
- Retaining bar secures bins in place, preventing from tipping forward during transit
- Supplied with a mild / stainless steel mounting

Dimensions (w x d x h)

- TBIN4 - 143 x 127 x 190mm
- TBIN5 - 108 x 95 x 146mm
- TBIN6 - 89 x 67 x 95mm

Standard Colours

- Plastic - Cream
- Paint - Grey White
- Stainless Steel - Self Colour



Label Holder



Tilts to 45°

Item	Description	Weight	Mild Steel	Stainless Steel	Description	Dimensions (w x d x h)	Weight
CT/OB/MS	Overbridge - Mild Steel	2.0kg	TBIN4/MS	TBIN4/SS	Four Compartment	600 x 171 x 207mm	2.3kg
CT/OB/SS	Overbridge - Stainless Steel	2.0kg	TBIN5/MS	TBIN5/SS	Five Compartment	600 x 135 x 164mm	1.6kg
			TBIN6/MS	TBIN6/SS	Six Compartment	600 x 93 x 113mm	0.9kg

Adjustable Defibrillator Platform

Features

- Compatible with all popular defibrillators
- Defibrillator supported on a 365mm wide platform & is held securely in place using a clamp (adjusts using a handwheel 205 - 380mm)
- Platform mounted on an arm that swings 90 degrees from the worksurface & can be locked in position using a tensioning knob (rotates 360 degrees)
- Base of platform sits 130mm above the top of the trolley
- Fitted to the rear left hand upright of the trolley
- Maximum capacity 6kg
- Factory fitted

Standard Colours

- Paint - Grey White

Dimensions (w x d x h)

- 477 x 365 x 642mm (increases overall height by 170mm)



Item	Description	Weight
CT/DEFIB	Adjustable Defibrillator Platform	5.5kg

Caretray Mounted

Alcohol Gel Holder

Features

- Accepts bottles with 90 x 90mm square base
- Fitted with a 15mm hook

Standard Colours

- Paint - Grey White

Dimensions (w x d x h)

- 95 x 110 x 115mm



Item	Description	Weight
CT/ALC	Alcohol Gel Holder	0.3kg

Airway Tube Holder

Features

- Internal dimensions of holder 95 x 50 x 510mm
- Outer sleeve removable for cleaning
- Fitted with a 15mm hook

Standard Colours

- Paint - Grey White

Dimensions (w x d x h)

- 140 x 70 x 555mm



Item	Description	Weight
CT/AIR	Airway Tube Holder	1.4kg

Debris Bin & Bracket

Features

- Plastic debris bin & bracket
- Fitted with a 15mm hook

Standard Colours

- Paint - Grey White

Dimensions (w x d x h)

- Overall Dimensions - 210 x 164 x 109mm
- Internal Dimensions - 195 x 130 x 95mm



Item	Description	Weight
CT/BIN	Debris Bin & Bracket	0.4kg

Bowl Support & Bracket

Features

- Suitable for use with 360mm diameter stainless or polythene bowls (order separately)
- Bowl retaining ring fitted with removable anti-static spiral buffers to support bowls

Standard Colours

- Paint - Grey White
- Stainless Steel

Dimensions (w x d x h)

- 510 x 360 x 325mm

Accessories

- 2MECO079 - 360mm Diameter, Stainless Steel Bowl
- 2PLCO054 - 360mm Diameter, Polythene Bowl



Item	Description	Weight
CT/BOW	Bowl Support & Bracket	2.5kg

Bucket Support & Bracket

Features

- Suitable for use with 15-litre graduated stainless steel buckets (order separately)
- Bucket retaining ring fitted with removable anti-static spiral buffers to support the bucket

Standard Colours

- Paint - Grey White
- Stainless Steel

Dimensions (w x d x h)

- 510 x 360 x 335mm

Accessories

- 2MECO081 - 15-litre Graduated Stainless Steel Bucket



Item	Description	Weight
CT/BUC	Bucket Support & Bracket	3.9kg

Document Holder

Features

- Suitable for A4 ring binders or foolscap notes (pocket size 274 x 63mm)
- Fitted with a 15mm hook

Standard Colours

- Paint - Grey White

Dimensions (w x d x h)

- 275 x 82 x 402mm



Item	Description	Weight
CT/DH/A4	Document Holder	1.7kg

Catheter Racks

Features

- Available with 2 or 5 sections
- Clear perspex panel provides visibility of contents, & can be removed to assist cleaning
- Fitted with a 15mm hook

Standard Colours

- Paint - Grey White

Dimensions (w x d x h)

- Sections - 64 x 75 x 400mm (internal)



Item	Description	Dimensions (w x d x h)	Weight
CT/CR2	Two Section	130 x 108 x 405mm	1.4kg
CT/CR5	Five Section	325 x 108 x 405mm	3.0kg

Cylinder Holder, C/CD/D Size

Features

- Compatible with C/CD/D size cylinders (max diameter 100mm)
- Cylinder held in position using a chain, whilst a rubber pad protects wear points & reduces noise

Standard Colours

- Paint - Grey White

Dimensions (w x d x h)

- 145 x 135 x 400mm



Oxygen cylinder not supplied

Item	Description	Weight
CT/CYD	Cylinder Holder, C/CD/D Size	1.4kg

Infusion Pole & Bracket

Features

- Two hook infusion pole & bracket (pole length 1,160mm)
- Attaches to upper carerail
- Maximum capacity on hooks 2kg

Standard Colours

- Paint - Grey White
- Stainless Steel

Dimensions (w x d x h)

- 238 x 104 x 1160mm



Item	Description	Weight
CT/IV	Infusion Pole & Bracket	1.6kg

Phlebotomy Armrest

Features

- Fully adjustable easy clean moulded polyurethane armrest
- Attaches to lower carerail

Standard Colours

- Paint - Grey White
- Stainless Steel

Dimensions (w x d x h)

- Armrest Pad - 350 x 120 x 40mm



Item	Description	Weight
CT/PARM	Phlebotomy Armrest	2.1kg

Sharps Box Bracket, Universal

Features

- Compatible with the following brackets (customer to supply & fit the plastic brackets - fixings provided)
- Daniels Healthcare
 - POUNDS® Wall-Bracket (up to 5L) - SHARPSGUARD® mini, 1, 2.5, 3.75, 5 & com plus
 - POUNDS® Wall-Bracket (7L & above) - SHARPSGUARD® 7, 11.5 & 22
- Frontier (Sharpsafe) - 2, 3, 4 & 7
- Sharpak Healthcare - Sharpak 18, 35, 60, 120 & 220 PLUS
- Fitted with a 15mm hook

Standard Colours

- Paint - Grey White

Dimensions (w x d x h)

- 75 x 32 x 152mm



Plastic brackets not supplied

Item	Description	Weight
CT/SBB/15	Sharps Box Bracket, Universal	0.2kg

Suction Pump Shelf

Features

- Compatible with all popular suction pumps
- Shelf provides an area 415 x 300mm (w x d)
- 30mm upstand at front of shelf
- Corner bumpers offer protection to both the trolley & fabric of the building
- Floor to base of shelf at height - 180mm
- Maximum capacity - 15kg

Standard Colours

- Paint - Grey White

Dimensions (w x d x h)

- 460 x 245 x 390mm



Item	Description	Weight
CT/SPS	Suction Pump Shelf	5.0kg

Waste Bin & Bracket

Features

- 8 litre plastic swing bin & metal support frame
- Fitted with a 15mm hook

Standard Colours

- Paint - Grey White
- Bin - Cream

Dimensions (w x d x h)

- 8 Litre Plastic Swing Bin - 220 x 190 x 370mm



Item	Description	Weight
CT/WB	Waste Bin & Bracket	0.6kg

Work Flap

Features

- Fold down flap (provides work area 300 x 455mm)
- Machined from solid grade laminate allowing for easy cleaning
- Maximum capacity 2kg

Standard Colours

- Paint - Grey White
- Solid Grade Laminate - Grey White

Dimensions (w x d x h)

- 325 x 465 x 70mm



Item	Description	Weight
CT/WF	Work Flap	3.2kg

Apron Dispenser, Roll

Features

- Suitable for use with roll type aprons, maximum width 415mm
- Fitted with a 15mm hook

Standard Colours

- Paint - Grey White

Dimensions (w x d x h)

- 434 x 187 x 222mm



Item	Description	Weight
DAR/1/15	Apron Dispenser, Roll	2.2kg

Glove, Mask Box Holder, One Box

Features

- Accommodates glove & mask boxes up to 150mm in width
- Box presented in portrait orientation
- Fitted with a 15mm square hook

Standard Colours

- Paint - Grey White

Dimensions (w x d x h)

- GMBH/15 - 143 x 122 x 177mm



Item	Description	Weight
GMBH/15	One Box, 15mm Square Hook	0.6kg

Glove, Mask Box Holder, Three Box

Features

- Plastic coated wire frame
- Accommodates glove & mask boxes up to 150mm in width
- Boxes presented in landscape orientation
- Fitted with a 15mm square hook

Standard Colours

- Paint - White

Dimensions (w x d x h)

- DG/3/15 - 290 x 141 x 405mm



Item	Description	Weight
DG/3/15	Three Box, 15mm Square Hook	0.8kg

Sharps Box Holder

Features

- Accepts sharps boxes up to seven litres capacity
- Sharps box secured using a rubber band fitted with a toggle
- Fitted with a 15mm hook

Standard Colours

- Paint - Grey White

Dimensions (w x d x h)

- 127 x 118 x 230mm



Item	Description	Weight
SBH/15	Sharps Box Holder	0.5kg



Laptop Holder, Removeable, Swing Arm

Features

- Three section swing arm offering height, rotation & angle adjustment
- Compatible with all standard height trolleys
- Fitted to the rear right upright of the trolley
- Laptop supported in a cradle, fitted with adjustable wing arms
- Laptop can be secured using a security clamp (supplied)*
- Adjustable to accept laptops 280 - 435 x 22mm (w x h)
- Maximum capacity 2.0kg
- Design allows easy access to laptop ports

*Not compatible with Dell laptops using the N17 wedge lock system

Standard Colours

- Paint - Grey White



Item	Description	Weight
CT/LHR/S	Removable, Swing Arm	5.4kg

Laptop Holder, Non-Removable, Swing Arm

Features

- Three section swing arm offering height, rotation & angle adjustment
- Compatible with all standard height trolleys
- Fitted to the rear right upright of the trolley
- Laptop supported in a cradle fitted with a steel mounting bracket, fixed using either nyloc or wing nuts
- Laptop can be secured using a security clamp (supplied)*
- Adjustable to accept laptops 280 - 435 x 22mm (w x h)
- Maximum capacity 2.0kg
- Design allows easy access to laptop ports

*Not compatible with Dell laptops using the N17 wedge lock system

Standard Colours

- Paint - Grey White



Item	Description	Weight
CT/LHNR/S	Non-Removable, Swing Arm	5.7kg



C004

Polymer Castors

Features

- Offers reduced rolling resistance making the trolley easier to manoeuvre & lowers noise levels
- Smooth surfaces assist cleaning
- Supplied as a set of 4 castors
 - 2 x braking / 2 x non-braking
 - 4 x braking
 - 4 x non-braking
- Factory fitted only


Item	Description	Weight
C004	100mm, Grey White Polymer, 2 x Braking / 2 x Non-Braking (set of 4)	2.0kg
C005	100mm, Grey White Polymer, 4 x Braking (set of 4)	2.0kg
C006	100mm, Grey White Polymer, 4 x Non-Braking (set of 4)	2.0kg



Ring Buffers

Features

- Set of four ring buffers
- Offers protection to both the trolley & fabric of the building
- Increases the length & width of trolley by approx. 80mm
- Factory fitted



Item	Description	Weight
ZP010	Ring Buffers (set of four)	0.3kg

Trays

Features

- 100/150mm deep translucent high impact plastic trays with integral handle (max load per tray 5kg)
- Each tray is supplied with plastic clip on label cover & four removable dividers (2 x long & 2 x short)
- Trays are supplied without coloured label strips (see CT/LAB)

Internal Dimensions (w x d x h)

- CT/TRAY/S - 355 x 405 x 100mm
- CT/TRAY/D - 355 x 405 x 150mm



Item	Description	Weight
CT/TRAY/S	100mm Shallow Tray	1.5kg
CT/TRAY/D	150mm Deep Tray	1.8kg

Dividers

Features

- 100/150mm deep translucent dividers
- Supplied as a set of 2 x long & 2 x short



Item	Description	Weight
CT/DIV/S	Set of 4 dividers for 100mm Shallow Tray	0.6kg
CT/DIV/D	Set of 4 dividers for 150mm Deep Tray	0.4kg

Labels, Coloured

Features

- Coloured labels - Red / Yellow / Green / Blue / White
- Labels position beneath the clip-on label cover on the plastic trays
- Supplied as a set of 6 sheets



Item	Description
CT/LAB	Labels - Coloured

Labels, Sepsis Six

Features

- Labels to support the delivery of 'The Sepsis Six'
- Printed Oxygen / Blood Cultures / Intravenous Antibiotics / Intravenous Fluid / Haemoglobin & Lactates / Urine Measurement
- Labels position beneath the clip-on label cover on the plastic trays
- Supplied as a set of 6 labels



Item	Description
CT/LAB/SEP	Labels - Sepsis Six

Flat Shelf, Removable

Features

- Solid grade laminate (max load per shelf 5kg)
- Supported on the runner guides (non-pull out)

Standard Colours

- Solid Grade Laminate - Grey White

Dimensions (w x d x h)

- 413 x 457 x 4mm



Item	Description	Weight
CT/FS	Flat Shelf - Removable	1.1kg

sales@bristolmaid.com

Full Width Shelf, Removable

Features

- Solid grade laminate (max load per shelf 5kg)
- Supported on the trolley frame

Standard Colours

- Solid Grade Laminate - Grey White

Dimensions (w x d x h)

- Overall Dimensions - 480 x 480 x 4mm



Item	Description	Weight
CT/FWS	Full Width Shelf, Removable	1.3kg

www.bristolmaid.com



Chart Trolleys Workstations Room Dividers & Screens

Fixed Height Trolleys	82
Fixed Height Workstations	84
Variable Height Workstations	86
Chart Boards	88
Document Holders	89
Room Dividers	90
Curtain Screens	92
Solid Screens	93



CTCHARM1/10/3S2D

Caretray Trolley - Chart

Features

- Standard level, single & double column easy clean fixed height chart trolleys
- Angle adjustable chartboard fitted with a spring clip (adjustable 0 - 50 degrees)
- Usable chart area...
 - Single Column - 500 x 530mm (w x h)
 - Double Column - 800 x 530mm (w x h)
- Lower lip on chartboard to support pens etc.
- Quick & easy disassembly, assists thorough & deep cleaning
- Fully welded mild steel frame, powder coated in a durable epoxy paint (requires no on-site assembly)
- Recyclable polypropylene one-piece side panels, smooth surfaces & radiused edges assists cleaning (compatible with steam cleaning)
 - Side Panels - Incorporate runners with positive stops preventing trays from being accidentally withdrawn (symmetrical design allows tray insertion from either side)
- Carerails fitted to either side (2 x L/H, 1 x R/H) support a wide range of accessories
- Drop down work flap fitted to R/H side
- Translucent, impact-resistant trays & dividers, smooth surfaces & radiused edges assists cleaning (compatible with steam cleaning / high temperature machine washing)
- Trays feature an integral handle with a plastic clip-on label cover (coloured labels supplied - white, blue, green, yellow & red)
- 100 / 150mm deep trays, can be subdivided in both length & width using removable dividers (max load 5kg)
- 2 x long & 2 x short dividers supplied with each tray
- 100mm pressed steel castors, 2 off braking

Dimensions (w x d x h)

- Overall Dimensions
 - Single Column - 550 x 550 - 620 x 1040 - 1450mm
 - Double Column - 1010 x 550 - 620 x 1040 - 1450mm
- Usable Chart Area
 - Single Column - 500 x 530mm
 - Double Column - 800 x 530mm
- Work Flap - 420 x 290mm (w x d)
- Trays
 - Shallow Tray - 355 x 405 x 100mm (internal)
 - Deep Tray - 355 x 405 x 150mm (internal)

Standard Colours

- Paint - White
- Chartboard / Work Flap - White

Item	Description	Weight
CTCHARM1/10/3S2D	3 x 100mm, 2 x 150mm Trays	33.2kg
CTCHARM1/10/4S1D	4 x 100mm, 1 x 150mm Trays	32.9kg

Options / Accessories

- Carerail Mounted - page 68
- Laptop Holders - page 74
- Castors & Ring Buffers - page 76
- Trays, Shelves, Dividers & Labels - page 77



Angle adjustable chartboard (adjustable 0 - 50 degrees)



CTCHARM2/10/6S4D

Item	Description	Weight
CTCHARM2/10/6S4D	6 x 100mm, 4 x 150mm Trays	53.2kg
CTCHARM2/10/8S2D	8 x 100mm, 2 x 150mm Trays	51.2kg



CWF/80/SP

Chart Workstations - Fixed Height

Features

- Fixed height chart workstation
- Angle adjustable chartboard fitted with a spring clip (0 - 50 degrees)
- Usable chart area 800 x 530mm (w x h)
- Lower lip on chartboard to support pens etc.
- Fully welded mild steel frame, powder coated in a durable epoxy paint (requires no on-site assembly)
- Models available with
 - Chartboard only
 - Storage pocket
- Carerails fitted to each side of the trolley (2 x L/H, 1 x R/H) support a wide range of accessories
- Drop down work flap fitted to R/H side
- 100mm pressed steel castors, 2 off braking

Dimensions (w x d x h)

- Overall Dimensions - 1010 x 550 - 620 x 1040 - 1450mm
- Usable Chart Area - 800 x 530mm
- Storage Pocket - 825 x 450 x 150mm (internal)
- Work Flap - 420 x 290mm (w x d)

Standard Colours

- Paint - White
- Chartboard / Work Flap - White

Item	Description	Weight
CWF/80	Chart Workstation - Fixed Height	23.0kg
CWF/80/SP	Chart Workstation - Fixed Height, Storage Pocket	33.0kg

Options / Accessories

- Carerail Mounted - page 68
- Castors & Ring Buffers - page 76



Angle adjustable chartboard (0 - 50 degrees)



CWF/80



CB/100/A

Chart Workstations - Variable Height

Features

- Height adjustable using a gas damper (795 - 1075mm)
- Angle adjustable chartboard fitted with spring clips (adjustable 0 - 90 degrees)
- Chartboard available in two sizes (w x h)
 - Small - 790 x 700mm
 - Large - 790 x 800mm
- Lower lip on chartboard to support pens etc
- Slide out shelf at front
- Document storage pocket on side to accept patients notes, ring binders, etc
- 80mm swivel castors, 2 off braking

Dimensions (w x d x h)

- Overall Dimensions - 800 x 700 / 800 x 1095mm
- Document Storage Pocket - 75 x 255 x 360mm (internal)

Standard Colours

- Paint - White
- Chartboard - White

Options / Accessories

- ZP010 - 100mm Ring Buffers

Item	Description	Weight
CB/100/A	Chart Workstation - Variable Height, Small, 700mm High Board	40.0kg
CB/100/B	Chart Workstation - Variable Height, Large, 800mm High Board	41.0kg

Other products that you may be interested in...

See Pages 374 & 375

Static Safe Tech Chairs



5TC201



5TC202



5TC203



5TC210



5TC209



5TC208

Static Safe Tech Stools



Chart Boards - A4 & A3

Features

- A4 one spring clip (holds one chart 220 x 280mm)
- A3 two spring clips (holds one chart 450 x 280mm or two charts 220 x 280mm)
- Available with a 30 or 50mm mild steel square hook

Standard Colours

- White

CB015

CB005

Item	Description	Overall Dimensions (w x d x h)	Weight
A4 Chart Board			
CB005	A4, 30mm Hook	230 x 80 x 370mm	0.5kg
CB010	A4, 50mm Hook	230 x 100 x 370mm	0.5kg
A3 Chart Board			
CB015	A3, 30mm Hook	460 x 80 x 370mm	0.8kg
CB020	A3, 50mm Hook	460 x 100 x 370mm	0.8kg



DH/A3/50

Document Holders - A4 & A3

Features

- A4 size suitable for A4 ring binders or foolscap notes (pocket size 260 x 65mm)
- A3 size suitable for A3 notes & x-rays (pocket size 398 x 100mm)
- Open front design allows for easy patient identification
- Available for wall fitting or with a 50mm square hook

Standard Colours

- Paint - Grey White



DH/A4/WF

Item	Description	Overall Dimensions (w x d x h)	Weight
A4 Document Holder			
DH/A4/WF	A4, Wall Fitting	280 x 70 x 400mm	1.4kg
DH/A4/50	A4, 50mm Hook	280 x 125 x 405mm	1.4kg
A3 Document Holder			
DH/A3/WF	A3, Wall Fitting	405 x 105 x 400mm	2.9kg
DH/A3/50	A3, 50mm Hook	405 x 160 x 405mm	3.0kg



RD1/D3/DD/D5

RD2L/D3/CP/D3

Room Dividers

Features

- Fixed height mobile room divider/workstation
- Ideal for use in critical care areas - A&E, ICU, ICT, HDU
- Modular design allows the unit to be configured to suit your specific requirements
- Frame, worktop & upstand/panel available as...
 - Full width upstand
 - Full width upstand & right hand mounted panel
 - Full width upstand & left hand mounted panel
 - Full width panel
- Four configurations of lower units...
 - Three drawer unit, upper drawer fitted with an electronic push button lock (2 x 170, 1 x 285mm drawers)
 - Five drawer unit, upper drawer fitted with an electronic push button lock (5 x 125mm drawers)
 - Cupboard with double doors & removable shelf
 - Cover panel (creates a space within the unit)
- Easy clean solid grade laminate work surface & up-stand/panel
- Upper panel fitted with
 - Triple glove box holder
 - Alcohol gel holder (compatible with 500ml bottles, 70 x 70 x 225mm)
 - Apron roll dispenser
- 100mm ring buffers to protect the fabric of the building
- 100mm swivel castors, 2 off braking

Dimensions (w x d x h)

- RD1 - 1768 x 698 x 1000mm
- RD2R/RD2L - 1768 x 698 x 1588mm
- RD3 - 1768 x 698 x 1350mm

Standard Colours

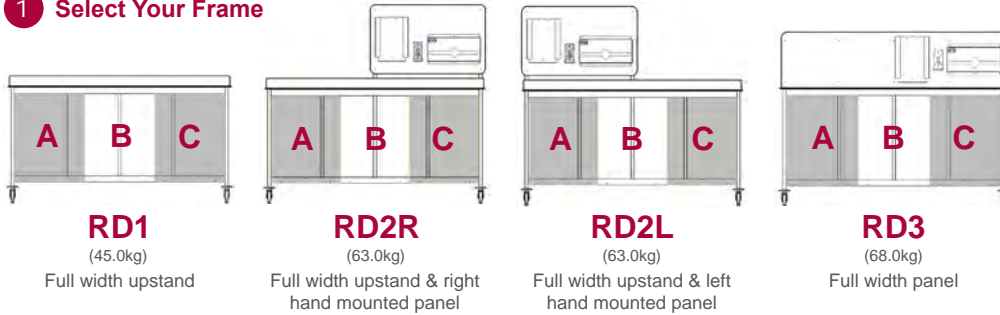
- Paint - White
- Worksurface / Up-Stand / Panel - White

Options / Accessories

- CC - Colour coded drawers available on request
- DTSF/RD/450/2 - Dressing Trolley
 - Seamlessly welded 304 grade stainless steel frame
 - Fixed shelves with down turned sides
 - Shelf Heights 375 & 840mm
 - Max load per shelf 40kg

Configure Your Workstation in Four Easy Steps...

1 Select Your Frame



RD3/DD/CP/D5/CC configured with DTSF/RD/450/2 & colour coded drawers

2 Select Lower Unit A

3 Select Lower Unit B

4 Select Lower Unit C



D3
(40.0kg)
Three drawer unit, upper drawer fitted with an electronic push button lock (2 x 175, 1 x 285mm)



D5
(45.0kg)
Five drawer unit, upper drawer fitted with an electronic push button lock (5 x 125mm)



DD
(29.0kg)
Cupboard with double doors & removable shelf



CP
(3.0kg)
Cover panel (creates a space within the unit)





MS/C4

Screen - Curtain, Four Section, Folding

Features

- PVC fire retardant curtain (machine washable)
- Available as four section
- 50mm polypropylene / thermoplastic rubber twin-wheel non-marking castors

Dimensions (w x d x h)

- Overall Screen Height - 1708mm
- Lowest Screen Height - 288mm
- Folded - 650 x 420 x 1790mm

Standard Colours

- Paint - White
- Curtain - Grey

Spares

- WS/SPARES/001 - Set of 4 replacement curtains

Item	Description	Overall Dimensions (w x d x h)	Weight
MS/C4	Mobile Screen - Curtain, Four Section, Folding	2450 x 420 x 1790mm	14.6kg

Mobile Screen - Solid, Three & Four Section, Folding



Features

- Fire retardant folding compact laminate solid screens
- Available as either three or four section
- Smooth surface assists cleaning
- 50mm polypropylene / thermoplastic rubber twin-wheel non-marking castors

Dimensions (w x d x h)

- Overall Screen Height - 1680mm
- Lowest Screen Height - 180mm
- Folded - 600 x 435 x 1680mm

Standard Colours

- Paint - Spearmint
- Screen - White



Item	Description	Overall Dimensions (w x d x h)	Weight
MS/S3	Mobile Screen - Solid, Three Section, Folding	1802 x 435 x 1680mm	20.8kg
MS/S4	Mobile Screen - Solid, Four Section, Folding	2403 x 435 x 1680mm	27.8kg



Concealment Trolleys

Variable Height Trolleys	96
Body Trays & Covers	97



Variable Height

Features

- Height adjustable
 - Fixed Tray - 580 - 1280mm
 - Loose Tray - 610 - 1310mm
- Scissor action provides vertical lift, ideal for use in confined areas where space is limited
- Battery powered actuator
 - Rechargeable battery is charged through the handset using a UK 3 pin plug
 - Audible warning when battery power is at 50%
 - Controlled using a handset
- Liquid retaining tray
 - Fixed Tray - 1900 x 540 x 25mm
 - Loose Tray - 2100 x 560 x 70mm
- Drop down side-rails, distance between rails 660mm
- Bumper bar / push handle at either end
- Heavy duty reinforced PVC cover (locates over side rails)
- 200mm heavy duty castors, 2 x braking, 2 x directional locking
- Maximum capacity 190kg

Standard Colours

- Paint - White



VH/950

Item	Description	Overall Dimensions (w x d x h)	Weight
VH/950	Variable Height, Fixed Body Tray	2150 x 770 x 580 - 1280mm	82.0kg
VH/950/LBT	Variable Height, Loose Body Tray	2270 x 770 x 610 - 1310mm	92.0kg

Body Tray

Features


- Heavy duty body tray, mild steel frame & stainless steel tray
- Integral runners
- Fits most standard mortuary racks (check prior to ordering)
- Maximum capacity 190kg

Dimensions (w x d x h)

- Overall Dimensions - 2100 x 550 x 70mm

Standard Colours

- Paint - White



WT/BODY/TRAY



Integral runners

Item	Description	Weight
WT/BODY/TRAY	Body Tray	16.0kg

Cover

Features

- Heavy duty reinforced PVC cover (locates over side rails)

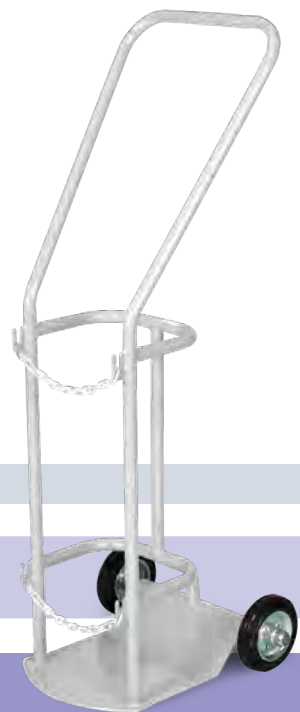


2FACO024



Shown with VH/950

Item	Description	Weight
2FACO024	Cover - PVC Heavy Duty Reinforced	5.0kg



Cylinder Storage & Transportation

Cylinder Trolleys - F/G Size 100

Cylinder Trolleys - J Size 101

Bulk Transportation Trolleys 102

Cylinder Trolleys - E, CD/D, Size 102

Wall Brackets & Cylinder Holders 103

Cylinder Trolley F/G Size

Features


- Compatible with F (48 cu ft), HX, LF, VF, ZX & G (120 cu ft) cylinders, max diameter 200mm, height 1350mm
- One piece construction
- Drop over chains secure the cylinder
- 160mm anti-static wheels

Dimensions (w x d x h)

- 510 x 405 x 1145mm

Standard Colours

- Paint - Grey



Item	Description	Weight
CYT/FG1	F/G Size	10.0kg

Cylinder Trolley with Stabilisers F/G Size

Features

- Compatible with F (48 cu ft), HX, LF, VF, ZX & G (120 cu ft) cylinders, max diameter 200mm, height 1350mm
- One piece construction
- Drop over chains secure the cylinder
- Stabilising castors at rear of trolley reduce the likelihood of tipping during transportation
- 160mm anti-static wheels, 100mm swivel castors

Dimensions (w x d x h)

- 520 x 700 x 1145mm

Standard Colours

- Paint - Grey



Item	Description	Weight
CYT/FG1/ST	F/G Size	14.0kg

Cylinder Trolley J Size

Features

- Compatible with J (240 cu ft), AK, L & HL cylinders, max diameter 245mm, height 1550mm
- One piece construction
- Drop over chains secure the cylinder
- 160mm anti-static wheels

Dimensions (w x d x h)

- 510 x 475 x 1290mm

Standard Colours

- Paint - Grey



Item	Description	Weight
CYT/J1	J Size	10.5kg

Cylinder Trolley with Stabilisers J Size

Features

- Compatible with J (240 cu ft), AK, L & HL cylinders, max diameter, max diameter 245mm, height 1550mm
- One piece construction
- Drop over chains secure the cylinder
- Stabilising castors at rear of trolley reduce the likelihood of tipping during transportation
- 160mm anti-static wheels, 100mm swivel castors

Dimensions (w x d x h)

- 510 x 740 x 1290mm

Standard Colours

- Paint - Grey



Item	Description	Weight
CYT/J1/ST	J Size	14.8kg

Bulk Transportation Trolley D & E Cylinders, 12 x Capacity

Features

- Compatible with D, AD, CD, DD, PD, RD, ZD & E (24 cu ft) cylinders (12 x capacity) max diameter 105mm, height 870mm
- One piece construction
- Cylinders locate into individual sections, supported on a non slip rubber base
- 125mm swivel castors, 2 off braking

Dimensions (w x d x h)

- 460 x 590 x 1005mm

Standard Colours

- Paint - Grey



Item	Description	Weight
CYT/DE12	D & E Cylinders, 12 x Capacity	23kg

Cylinder Trolley E Size

Features

- Compatible with E (24 cu ft) cylinders, max diameter 115mm, height 900mm
- One piece construction
- Recessed base plate and drop over chain to secure the cylinder
- 40mm hook allows trolley to hang at bed end, a useful feature when transporting patients
- 100mm anti-static wheels

Dimensions (w x d x h)

- 320 x 235 x 980mm

Standard Colours

- Paint - Grey



Item	Description	Weight
CYT/E1	E Size	4.3kg

Cylinder Trolley CD/D Size

Features

- Compatible with CD & D cylinders, max diameter 115mm, height 540mm
- One piece construction
- Recessed base plate and drop over chain to secure the cylinder
- 40mm hook allows trolley to hang at bed end, a useful feature when transporting patients
- 100mm anti-static wheels

Dimensions (w x d x h)

- 320 x 235 x 980mm

Standard Colours

- Paint - Grey



Item	Description	Weight
CYT/CD1	CD/D Size	4.3kg

Wall Brackets Cylinder

Features

- Max cylinder diameters
 - D/E - 112mm, F - 148mm, G - 185mm, J - 235mm
- One piece construction
- Drop over chains to secure the cylinder
- Holes for wall mounting (fixings not provided)
- Should be positioned on the wall at approx half cylinder height

Standard Colours

- Paint - Grey



Item	Description	Dimensions (w x d x h)	Weight
CYB/DE2	2 x D/E Cylinders	359 x 107 x 88mm	1.1kg
CYB/F2	2 x F Cylinders	435 x 126 x 88mm	1.4kg
CYB/G2	2 x G Cylinders	511 x 145 x 88mm	1.7kg
CYB/J2	2 x J Cylinders	613 x 170 x 88mm	2.1kg

Cylinder Holder D & E Size, Vertical

Features

- Compatible with...
 - D Size - D, AD, CD, DD, PD, RD & ZD cylinders (max 112mm diameter)
 - E Size - E (max 112mm diameter)
- One piece construction
- Carry handle and extended hook
- Suitable for beds with 25mm wide side/end members
- Holder can be hung and/or bolted to 25mm section bed-frame

Dimensions (w x d x h)

- CYH/D1 - 200 x 160 x 290mm
- CYH/E1 - 200 x 160 x 595mm

Standard Colours

- Paint - Grey



Item	Description	Weight
CYH/D1	D Size, Vertical	1.4kg
CYH/E1	E Size, Vertical	2.5kg

Cylinder Holder Wall Plate

Features

- Painted stainless steel wall plate to support cylinder holders
- Compatible with CYH/D1, CYH/E1, CYHP/D1 & CYHP/E1

Dimensions (w x d x h)


- 240 x 47 x 254mm


Standard Colours

- Paint - Grey



Item	Description	Weight
CYWP/1	Wall Plate	2.1kg





Dispensers, Holders & Racks

Apron Dispensers, Pocket Mask Holders	106
Glove / Mask Box Holders	107
Alcohol Gel Holders	108
Sharps Box Holders, Urine Bottle Holder, Catheter Bag Holders	109
Catheter Racks	110
Drainage Racks	111

Dispensers, Holders & Racks

Apron Dispensers, Pocket Mask Holders	106
Glove / Mask Box Holders	107
Alcohol Gel Holders	108
Sharps Box Holders, Urine Bottle Holder, Catheter Bag Holders	109
Catheter Racks	110
Drainage Racks	111

Apron Dispensers - Roll

Features


- Apron roll holders, maximum width 415mm
- Holes for wall mounting (fixings not provided)

Dimensions (w x d x h)

- One Roll - 420 x 168 x 268mm
- Three Roll - 420 x 168 x 615mm

Standard Colours

- Paint - White



DAR/3



DAR/1

Item	Description	Weight
DAR/1	One Roll	2.0kg
DAR/3	Three Rolls	8.2kg

Apron Dispenser - Flat Pack

Features

- Holder to accept flat packed aprons, maximum width 400mm
- Packs of aprons fold over the centrally positioned divider
- Holes for wall mounting (fixings not provided)

Dimensions (w x d x h)

- 410 x 105 x 290mm

Standard Colours

- Paint - White



Item	Description	Weight
DAF/1	Flat Pack	2.0kg

Pocket Mask Holder

Features

- Holder to accept Laerdal & Ambu Pocket Masks (hard cases)
- Allows the case to be quickly removed from the holder
- Supplied with self adhesive tape/holes for wall mounting (fixings not provided)

Dimensions (w x d x h)

- 110 x 40 x 110mm

Standard Colours

- Paint - White



Pocket mask not supplied



Item	Description	Weight
PMH005	Pocket Mask Holder	0.1kg

Apron Dispensers - Roll

Features


- Apron roll holders, maximum width 415mm
- Holes for wall mounting (fixings not provided)

Dimensions (w x d x h)


- One Roll - 420 x 168 x 268mm
- Three Roll - 420 x 168 x 615mm

Standard Colours

- Paint - White



DAR/3



DAR/1

Item	Description	Weight
DAR/1	One Roll	2.0kg
DAR/3	Three Rolls	8.2kg

Apron Dispenser - Flat Pack

Features

- Holder to accept flat packed aprons, maximum width 400mm
- Packs of aprons fold over the centrally positioned divider
- Holes for wall mounting (fixings not provided)

Dimensions (w x d x h)

- 410 x 105 x 290mm

Standard Colours

- Paint - White



Item	Description	Weight
DAF/1	Flat Pack	2.0kg

Pocket Mask Holder

Features

- Holder to accept Laerdal & Ambu Pocket Masks (hard cases)
- Allows the case to be quickly removed from the holder
- Supplied with self adhesive tape/holes for wall mounting (fixings not provided)

Dimensions (w x d x h)

- 110 x 40 x 110mm

Standard Colours

- Paint - White



Pocket mask not supplied



Item	Description	Weight
PMH005	Pocket Mask Holder	0.1kg

Glove / Mask Box Holders Three Box

Features

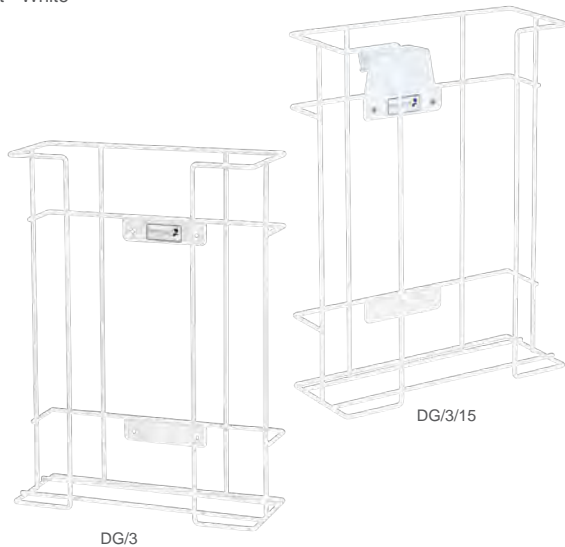
- Plastic coated wire frame
- Accommodates glove & mask boxes up to 150mm in width
- Boxes presented in landscape orientation
- Available for wall mounting or fitted with a 15mm square hook (fixings not provided)

Dimensions (w x d x h)

- DG/3 - 290 x 115 x 405mm
- DG/3/15 - 290 x 141 x 405mm

Standard Colours

- Paint - White



Item	Description	Weight
DG/3	Three Box, Wall Mounting	0.7kg
DG/3/15	Three Box, 15mm Square Hook	0.8kg

Glove / Mask Box Holders One Box

Features

- Accommodates glove & mask boxes up to 150mm in width
- Box presented in portrait orientation
- Available for wall mounting or fitted with a 15mm square hook (fixings not provided)

Dimensions (w x d x h)

- GMBH/WM - 143 x 100 x 152mm
- GMBH/15 - 143 x 122 x 177mm

Standard Colours

- Paint - Grey White



Item	Description	Weight
GMBH/WM	One Box, Wall Mounted	0.5kg
GMBH/15	One Box, 15mm Square Hook	

Glove Dispenser Three Column, Adjustable

Features

- Packs of sterile gloves separated by two adjustable dividers
- Full width card holder for identification
- Clear front panel assists with stock level inspection
- Hinged lid assists replenishment, whilst top loading ensures stock rotation
- Holes for wall mounting (fixings not provided)

Dimensions (w x d x h)

- 565 x 260 x 315mm

Standard Colours

- Paint - White



Item	Description	Weight
SS/48/3	Three Column, Adjustable	7.0kg

Glove / Mask Box Holders Three Box

Features

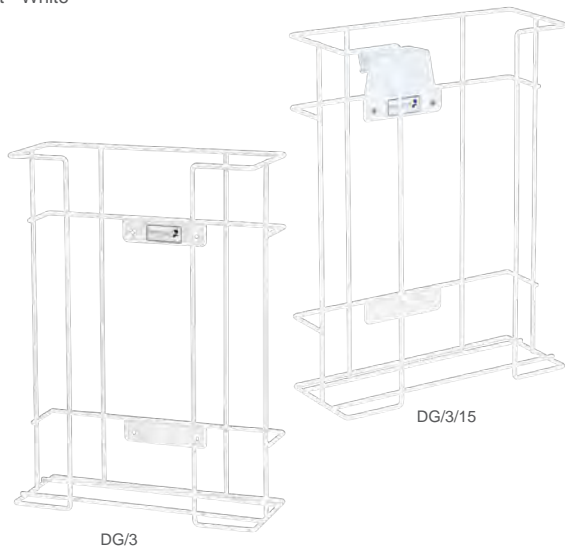
- Plastic coated wire frame
- Accommodates glove & mask boxes up to 150mm in width
- Boxes presented in landscape orientation
- Available for wall mounting or fitted with a 15mm square hook (fixings not provided)

Dimensions (w x d x h)

- DG/3 - 290 x 115 x 405mm
- DG/3/15 - 290 x 141 x 405mm

Standard Colours

- Paint - White



Item	Description	Weight
DG/3	Three Box, Wall Mounting	0.7kg
DG/3/15	Three Box, 15mm Square Hook	0.8kg

Glove / Mask Box Holders One Box

Features

- Accommodates glove & mask boxes up to 150mm in width
- Box presented in portrait orientation
- Available for wall mounting or fitted with a 15mm square hook (fixings not provided)

Dimensions (w x d x h)

- GMBH/WM - 143 x 100 x 152mm
- GMBH/15 - 143 x 122 x 177mm

Standard Colours

- Paint - Grey White



Item	Description	Weight
GMBH/WM	One Box, Wall Mounted	0.5kg
GMBH/15	One Box, 15mm Square Hook	

Glove Dispenser Three Column, Adjustable

Features

- Packs of sterile gloves separated by two adjustable dividers
- Full width card holder for identification
- Clear front panel assists with stock level inspection
- Hinged lid assists replenishment, whilst top loading ensures stock rotation
- Holes for wall mounting (fixings not provided)

Dimensions (w x d x h)

- 565 x 260 x 315mm

Standard Colours

- Paint - White



Item	Description	Weight
SS/48/3	Three Column, Adjustable	7.0kg

Alcohol Gel Holders - Wire Frame

Features

- Compatible with popular 500ml bottles, 70mm x 70mm x 225mm (not supplied)
- Stainless steel construction
- Plastic drip tray
- Available with holes for wall mounting (fixings not provided) or with a 30mm square hook

Standard Colours

- Stainless Steel



GH005

GH015

Syringe Dispenser - Five Column, Adjustable

Features

- Syringes separated by four adjustable dividers
- Full width card holder for identification
- Clear front panel assists with stock level inspection
- Hinged lid assists replenishment, whilst top loading ensures stock rotation
- Holes for wall mounting (fixings not provided)

Dimensions (w x d x h)

- 565 x 317 x 320mm

Standard Colours

- Paint - White



Item	Description	Overall Dimensions (w x d x h)	Weight
GH005	Lever Operated, Wall Mounted, Angled	77 x 300 x 278mm	0.4kg
GH015	30mm Hook	77 x 117 x 180mm	0.3kg

Item	Description	Weight
SS/36	Five Column, Adjustable	9.2kg

Alcohol Gel Holders - Wire Frame

Features

- Compatible with popular 500ml bottles, 70mm x 70mm x 225mm (not supplied)
- Stainless steel construction
- Plastic drip tray
- Available with holes for wall mounting (fixings not provided) or with a 30mm square hook

Standard Colours

- Stainless Steel



GH005

GH015

Syringe Dispenser - Five Column, Adjustable

Features

- Syringes separated by four adjustable dividers
- Full width card holder for identification
- Clear front panel assists with stock level inspection
- Hinged lid assists replenishment, whilst top loading ensures stock rotation
- Holes for wall mounting (fixings not provided)

Dimensions (w x d x h)

- 565 x 317 x 320mm

Standard Colours

- Paint - White



Item	Description	Overall Dimensions (w x d x h)	Weight
GH005	Lever Operated, Wall Mounted, Angled	77 x 300 x 278mm	0.4kg
GH015	30mm Hook	77 x 117 x 180mm	0.3kg

Item	Description	Weight
SS/36	Five Column, Adjustable	9.2kg

Sharps Box Holder One Box, Wall Mounted

Features

- Accepts sharps boxes up to seven litres capacity
- Sharps box secured using a rubber band fitted with a toggle
- Holes for wall mounting (fixings not provided)

Dimensions (w x d x h)

- 127 x 100 x 190mm

Standard Colours

- Paint - White



Item	Description	Weight
SBH/WM	One Box, Wall Mounted	0.4kg

Urine Bottle Holder Hanging

Features

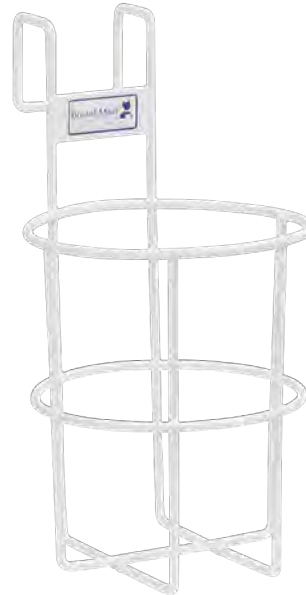
- Compatible with bottles up to 115mm Diameter
- Plastic coated wire frame
- 30mm square hook

Dimensions (w x d x h)

- 150 x 182 x 282mm

Standard Colours

- Plastic - White



Item	Description	Weight
UB/9	Urine Bottle	0.3kg

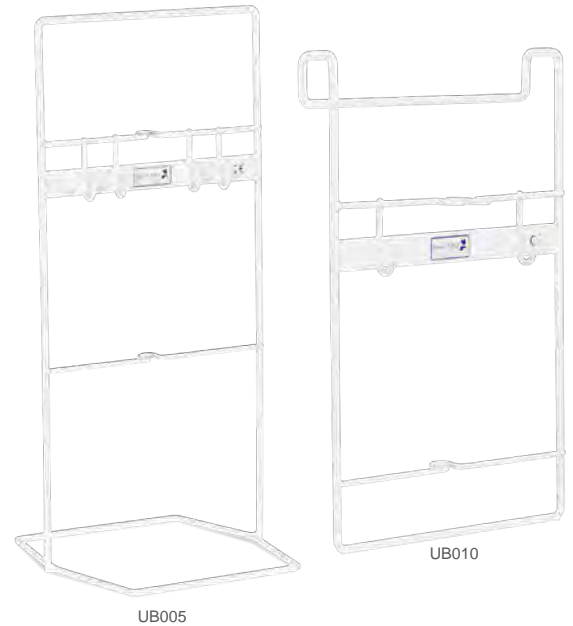
Catheter Bag Holders Free Standing/Hanging

Features

- Plastic coated wire frame
- Accepts most widely used bags
- Available freestanding or hanging (30mm square hook)
- Upper clip to hold the inlet tube
- Lower clip angles the drainage tube upwards to prevent drips should the tap leak

Standard Colours

- Plastic - White



Item	Description	Overall Dimensions (w x d x h)	Weight
UB005	Freestanding	250 x 250 x 550mm	0.6kg
UB010	Hanging	250 x 77 x 410mm	0.4kg

Sharps Box Holder One Box, Wall Mounted

Features

- Accepts sharps boxes up to seven litres capacity
- Sharps box secured using a rubber band fitted with a toggle
- Holes for wall mounting (fixings not provided)

Dimensions (w x d x h)

- 127 x 100 x 190mm

Standard Colours

- Paint - White



Item	Description	Weight
SBH/WM	One Box, Wall Mounted	0.4kg

Urine Bottle Holder Hanging

Features

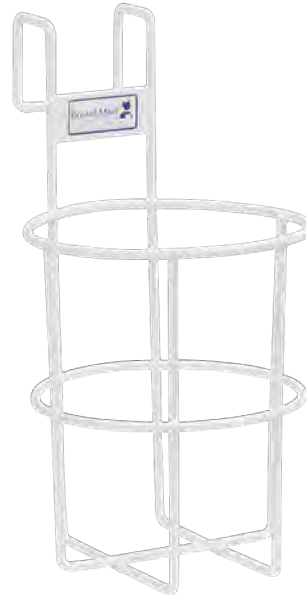
- Compatible with bottles up to 115mm Diameter
- Plastic coated wire frame
- 30mm square hook

Dimensions (w x d x h)

- 150 x 182 x 282mm

Standard Colours

- Plastic - White



Item	Description	Weight
UB/9	Urine Bottle	0.3kg

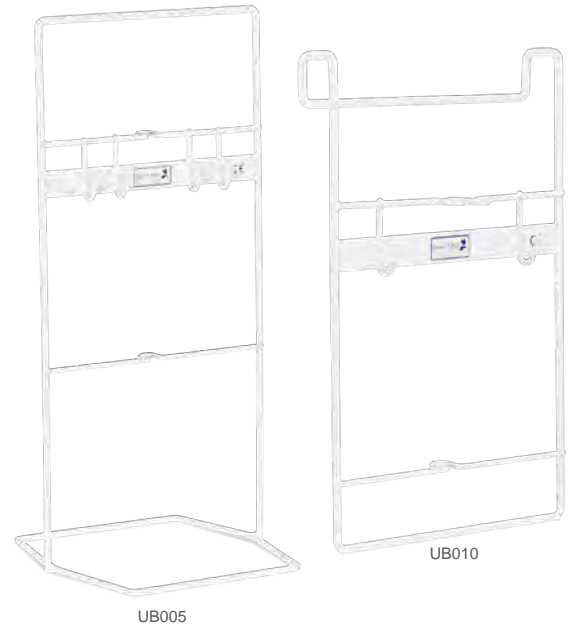
Catheter Bag Holders Free Standing/Hanging

Features

- Plastic coated wire frame
- Accepts most widely used bags
- Available freestanding or hanging (30mm square hook)
- Upper clip to hold the inlet tube
- Lower clip angles the drainage tube upwards to prevent drips should the tap leak

Standard Colours

- Plastic - White



Item	Description	Overall Dimensions (w x d x h)	Weight
UB005	Freestanding	250 x 250 x 550mm	0.6kg
UB010	Hanging	250 x 77 x 410mm	0.4kg

Catheter Racks - Two & Five Section

Features

- Internal dimensions of each section 65 x 75 x 405mm
- Removable clear perspex panel to aid cleaning
- Available with holes for wall mounting (fixings not provided) or with a 15mm square hook

Standard Colours

- Paint - White



Item	Description	Overall Dimensions (w x d x h)	Weight
Two Section			
RC/2	Wall Fitting	135 x 85 x 410mm	1.3kg
RC/2/15	15mm Hook	135 x 115 x 410mm	1.4kg
Five Section			
RC/5	Wall Fitting	320 x 85 x 410mm	3.3kg
RC/5/15	15mm Hook	320 x 115 x 410mm	3.4kg

Catheter Racks - One Section

Features

- Outer sleeve removable for cleaning
- 20mm square hook

Dimensions (w x d x h)

- 185 x 55 x 555mm

Standard Colours

- Paint - White



Item	Description	Weight
SS/40/MS	One Section	2.0kg

Catheter Racks - Two & Five Section

Features

- Internal dimensions of each section 65 x 75 x 405mm
- Removable clear perspex panel to aid cleaning
- Available with holes for wall mounting (fixings not provided) or with a 15mm square hook

Standard Colours

- Paint - White



RC/2



RC/5/15

Item	Description	Overall Dimensions (w x d x h)	Weight
Two Section			
RC/2	Wall Fitting	135 x 85 x 410mm	1.3kg
RC/2/15	15mm Hook	135 x 115 x 410mm	1.4kg
Five Section			
RC/5	Wall Fitting	320 x 85 x 410mm	3.3kg
RC/5/15	15mm Hook	320 x 115 x 410mm	3.4kg

Catheter Racks - One Section

Features

- Outer sleeve removable for cleaning
- 20mm square hook

Dimensions (w x d x h)

- 185 x 55 x 555mm

Standard Colours

- Paint - White



Item	Description	Weight
SS/40/MS	One Section	2.0kg


Drainage Racks - Urinal

Features

- Holds five urine bottles
- Stainless steel construction
- Supplied with a stainless steel drip tray
- Holes for wall mounting (fixings not provided)

Dimensions (w x d x h)

- 535 x 205 x 415mm



Drainage Racks - Bedpan

Features

- Holds five bedpans
- Stainless steel construction
- Supplied with a stainless steel drip tray
- Holes for wall mounting (fixings not provided)

Dimensions (w x d x h)

- 530 x 295 x 375mm



Item	Description	Weight
RD/U5/SS	Urinal, Stainless Steel	1.7kg

Item	Description	Weight
RD/B5/SS	Bedpan, Stainless Steel	3.3kg


Drainage Racks - Urinal

Features

- Holds five urine bottles
- Stainless steel construction
- Supplied with a stainless steel drip tray
- Holes for wall mounting (fixings not provided)

Dimensions (w x d x h)

- 535 x 205 x 415mm



Drainage Racks - Bedpan

Features

- Holds five bedpans
- Stainless steel construction
- Supplied with a stainless steel drip tray
- Holes for wall mounting (fixings not provided)

Dimensions (w x d x h)

- 530 x 295 x 375mm



Item	Description	Weight
RD/U5/SS	Urinal, Stainless Steel	1.7kg

Item	Description	Weight
RD/B5/SS	Bedpan, Stainless Steel	3.3kg



Dressing / Instrument Trolleys

Removable Shelves - Stainless Steel	114
Removable Shelves - Mild Steel	115
Fixed Shelves, Sides Up - Stainless Steel	116
Fixed Shelves, Sides Down - Stainless Steel	117
Drawer Units	119
Options & Accessories	120



DTSR/900



DTSR/600



DTSR/450/SR

Removable Shelves, Stainless Steel, 450mm Deep

Features

- Meets BS4068:1977 Specification for hospital trolleys for instruments, dressings & for anaesthetists' use
- Seamlessly welded from 304 grade stainless steel for strength & ease of cleaning
- Flat or reversible 304 grade stainless steel shelves, cushioned on anti-static spiral buffers (removable for cleaning)
- Reversible shelves allow the end user to choose between a flat shelf or one with three upturned sides
- Shelf heights 405 & 870mm
- Maximum capacity per shelf 40kg
- 75mm pressed steel non-marking castors (1 x anti-static, 3 x non-anti-static)

Options / Accessories

- C001 - 80mm, Grey Polymer Castors (2 x braking / 2 x non-braking) Factory Fitted Only - refer to page 121
- C002 - 100mm, Grey Polymer Castors (2 x braking / 2 x non-braking) Factory Fitted Only - refer to page 121
- C003 - 100mm, Pressed Steel Castors (2 x braking / 2 x non-braking) Factory Fitted Only - refer to page 121
- C013 - 75mm, Pressed Steel Castors (4 x braking) - refer to page 121
- Drawer Units - page 119 - Factory Fitted Only
- DP/C - Infusion Pole & Bracket
- ZP005 - Ring Buffers - Factory Fitted Only

Flat Shelves	Reversible Shelves	Size	Shelf Size (w x d)	Overall Dimensions (w x d x h)	Weight
DTSR/450	DTSR/450/SR	Small	450 x 450mm	470 x 470 x 890mm	11.5kg
DTSR/600	DTSR/600/SR	Medium	600 x 450mm	620 x 470 x 890mm	16.0kg
DTSR/750	DTSR/750/SR	Large	750 x 450mm	770 x 470 x 890mm	18.0kg
DTSR/900	DTSR/900/SR	X-Large	900 x 450mm	920 x 470 x 890mm	20.0kg

Removable Shelves, Mild Steel, 450mm Deep

Features

- Meets BS4068:1977 Specification for hospital trolleys for instruments, dressings & for anaesthetists' use
- Seamlessly welded mild steel frame
- Flat or reversible 304 grade stainless steel shelves, cushioned on anti-static spiral buffers (removable for cleaning)
- Reversible shelves allow the end user to choose between a flat shelf or a shelf with three upturned sides
- Shelf heights 405 & 870mm
- Maximum capacity per shelf 40kg
- 75mm pressed steel non-marking castors (1 x anti-static, 3 x non-anti-static)

Standard Colours

- Paint - White

Options / Accessories

- C001 - 80mm, Grey Polymer Castors (2 x braking / 2 x non-braking) Factory Fitted Only - refer to page 121
- C002 - 100mm, Grey Polymer Castors (2 x braking / 2 x non-braking) Factory Fitted Only - refer to page 121
- C003 - 100mm, Pressed Steel Castors (2 x braking / 2 x non-braking) Factory Fitted Only - refer to page 121
- C013 - 75mm, Pressed Steel Castors (4 x braking) - refer to page 121
- Drawer Units - page 119 - Factory Fitted Only
- DP/C - Infusion Pole & Bracket
- ZP005 - Ring Buffers - Factory Fitted Only



Flat Shelves	Reversible Shelves	Size	Shelf Size (w x d)	Overall Dimensions (w x d x h)	Weight
DTMR/450	DTMR/450/SR	Small	450 x 450mm	470 x 470 x 890mm	11.5kg
DTMR/600	DTMR/600/SR	Medium	600 x 450mm	620 x 470 x 890mm	16.0kg

Fixed Shelves, Sides Up, Stainless Steel, 450mm Deep

Features

- Meets BS4068:1977 Specification for hospital trolleys for instruments, dressings & for anaesthetists' use
- Seamlessly welded from 304 grade stainless steel for strength & ease of cleaning
- Fixed shelves with three sides up & one down
- Shelf heights 405 & 870mm
- Maximum capacity per shelf 40kg
- 75mm pressed steel non-marking castors (1 x anti-static, 3 x non-anti-static)

Options / Accessories

- C001 - 80mm, Grey Polymer Castors (2 x braking / 2 x non-braking) Factory Fitted Only - refer to page 121
- C002 - 100mm, Grey Polymer Castors (2 x braking / 2 x non-braking) Factory Fitted Only - refer to page 121
- C003 - 100mm, Pressed Steel Castors (2 x braking / 2 x non-braking) Factory Fitted Only - refer to page 121
- C013 - 75mm, Pressed Steel Castors (4 x braking) - refer to page 121
- Drawer Units - page 119 - Factory Fitted Only
- DP/C - Infusion Pole & Bracket
- ZP005 - Ring Buffers - Factory Fitted Only



DTSF/900



DTSF/750



DTSF/450

Item	Size	Shelf Size (w x d)	Overall Dimensions (w x d x h)	Weight
DTSF/450	Small	450 x 450mm	470 x 470 x 890mm	11.5kg
DTSF/600	Medium	600 x 450mm	620 x 470 x 890mm	16.0kg
DTSF/750	Large	750 x 450mm	770 x 470 x 890mm	18.0kg
DTSF/900	X-Large	900 x 450mm	920 x 470 x 890mm	20.0kg

Fixed Shelves, Sides Down, Stainless Steel, 450mm Deep



DTSF/900/2/SD

DTSF/450/2/SD

DTSF/600/2/SD

Features

- Meets BS4068:1977 Specification for hospital trolleys for instruments, dressings & for anaesthetists' use
- Seamlessly welded from 304 grade stainless steel for strength & ease of cleaning
- Fixed shelves with down turned sides
- Shelf heights 405 & 870mm
- Maximum capacity per shelf 40kg
- 75mm pressed steel non-marking castors (1 x anti-static, 3 x non-anti-static)

Options / Accessories

- C001 - 80mm, Grey Polymer Castors (2 x braking / 2 x non-braking) Factory Fitted Only - refer to page 121
- C002 - 100mm, Grey Polymer Castors (2 x braking / 2 x non-braking) Factory Fitted Only - refer to page 121
- C003 - 100mm, Pressed Steel Castors (2 x braking / 2 x non-braking) Factory Fitted Only - refer to page 121
- C013 - 75mm, Pressed Steel Castors (4 x braking) - refer to page 121
- Drawer Units - page 119 - Factory Fitted Only
- DP/C - Infusion Pole & Bracket
- ZP005 - Ring Buffers - Factory Fitted Only

Item	Size	Shelf Size (w x d)	Overall Dimensions (w x d x h)	Weight
DTSF/450/2/SD	Small	450 x 450mm	470 x 470 x 870mm	12.0kg
DTSF/600/2/SD	Medium	600 x 450mm	620 x 470 x 870mm	14.5kg
DTSF/750/2/SD	Large	750 x 450mm	770 x 470 x 870mm	18.0kg
DTSF/900/2/SD	X-Large	900 x 450mm	920 x 470 x 870mm	21.0kg

Fixed Shelves, Sides Down, Stainless Steel, 600mm Deep



DTSF/126/2/SD



DTSF/66/2/SD



DTSF/96/2/SD

Features

- Meets BS4068:1977 Specification for hospital trolleys for instruments, dressings & for anaesthetists' use
- Seamlessly welded from 304 grade stainless steel for strength & ease of cleaning
- Fixed shelves with down turned sides
- Shelf heights 405 & 870mm
- Maximum capacity per shelf 40kg
- 100mm pressed steel anti-static non-marking castors
- * Drawers not suitable for this product

Options / Accessories

- C002 - 100mm, Grey Polymer Castors (2 x braking / 2 x non-braking) Factory Fitted Only - refer to page 121
- C003 - 100mm, Pressed Steel Castors (2 x braking / 2 x non-braking) Factory Fitted Only - refer to page 121
- C015 - 100mm, Pressed Steel Castors (4 x braking) Factory Fitted Only - refer to page 121
- DP/C - Infusion Pole & Bracket
- ZP005 - Ring Buffers - Factory Fitted Only - refer to page 121

Item	Size	Shelf Size (w x d)	Overall Dimensions (w x d x h)	Weight
DTSF/66/2/SD	Small	600 x 600mm	620 x 620 x 870mm	17.5kg
DTSF/96/2/SD	Medium	900 x 600mm	920 x 620 x 870mm	24.0kg
DTSF/126/2/SD	Large	1200 x 600mm	1220 x 620 x 870mm	29.6kg



DTSR/450/DUS/R



DUS/R



2HH-7011100

Drawer Units

Features

- Compatible with removable & fixed shelf ranges, with exception of 600mm deep trolleys
- Available in two sizes
 - Small - 300 x 400mm
 - Large - 600 x 400mm
- Each drawer unit is supplied with a 100mm deep HTM71 modular basket
- Stainless steel basket support & drawer carriage
- Precision telescopic runners
- Solid grade laminate drawer front
- Maximum load 5kg
- Trolleys accept only one tier of drawers
- Drawers are not lockable
- Factory fitted & must be ordered at the same time as the trolley

Internal Dimensions (w x d x h)

- Small - 235 x 335mm (internal)
- Large - 535 x 335mm (internal)

Options / Accessories

- 2HH-7014100 - Basket, 300 x 400 x 100mm
- 2HH-7012100 - Basket, 600 x 400 x 100mm
- 2HH-7811206N - Divider, 300 x 100mm
- 2HH-7811205N - Divider, 400 x 100mm
- 2HH-7811204N - Divider, 600 x 100mm
- Additional Trays, Baskets, Dividers & Accessories - page 206

Item	Description	Trolley Compatibility	Weight
Removable Shelf Trolleys			
DUS/R	Drawer Unit - Small, Removable Shelf Trolleys	450mm & 600mm	5.1kg
DUL/R	Drawer Unit - Large, Removable Shelf Trolleys	750mm & 900mm	6.9kg
Fixed Shelf Trolleys			
DUS/F	Drawer Unit - Small, Fixed Shelf Trolleys	450mm & 600mm	4.7kg
DUL/F	Drawer Unit - Large, Fixed Shelf Trolleys	450mm & 600mm	6.5kg

Reversible Shelves

Features

- Allows the end user to choose between a flat shelf or one with three upturned sides
- Removable for cleaning
- Compatible with DTMR & DTSR ranges only



DTSR/600/SR

Item	Description	Weight
SR	Reversible Shelves	5-10kg

Clamping Infusion Stands - Trolley

Features

- Clamp secures to 25mm vertical round tube (designed to fit our range of dressing trolleys)
- When fitting to other trolleys, we strongly recommend that a risk assessment is carried out to assess stability
- When fitted protrudes 45mm
- Supplied with a two pigtail hook infusion pole
- Maximum capacity on hooks 2kg

Dimensions (w x d x h)

- 55 x 220 x 1200mm



Item	Description	Weight
DP/C	Clamping Infusion Stands - Trolley	1.8kg

Castors

Features

- Polymer & pressed steel castors
- Anti-static & non-marking
- Supplied as a set of 4 castors
- 80mm polymer castors increase the height of the trolley by approx. 5mm
- 100mm polymer castors increase the height of the trolley by approx. 30mm
- 100mm steel castors increase the height of the trolley by approx. 30mm
- Factory fitted



Item	Description
C001	Castor - 80mm, Grey Polymer, 2 x Braking / 2 x Non-Braking (set of 4) - Factory Fitted Only
C002	Castor - 100mm, Grey Polymer, 2 x Braking / 2 x Non-Braking (set of 4) - Factory Fitted Only
C003	Castor - 100mm, Pressed Steel, 2 x Braking / 2 x Non-Braking (set of 4) - Factory Fitted Only
C013	Castor - 75mm, Pressed Steel (4 x braking) - Factory Fitted Only
C015	Castor - 100mm, Pressed Steel (4 x braking) - Factory Fitted Only

Ring Buffers

Features

- Set of four ring buffers
- Offers protection to both the trolley & fabric of the building
- Increases the length & width of trolley by approx. 80mm
- Factory fitted



DTSF/450/ZP005
shown with Ring Buffers

Item	Description	Weight
ZP005	Ring Buffers (set of four) - Factory Fitted Only	0.3kg



Drug & Medicine Dispensing

Dispensing Trolleys	124	Blister Pack (MDS) Trolleys	136
Laptop Holders	129	Nomad® Cassette Trolleys	137
CLIQ® & RFID Solutions	131	Biodose® & MultiMeds Trolleys	138
Patient Administration Trolleys	132	Medinox Trolleys	139
Drawer Trolleys	134	Security Clamp	142
Tray Trolleys	135	Distribution Trolleys	143



CTDISPM1/10/3S2D/HSB

Item	Description	Weight
High Security Bolt Lock		
CTDISPM1/10/3S2D/HSB	3 x 100mm, 2 x 150mm Trays, High Security Bolt Lock	35.5kg
CTDISPM1/10/4S1D/HSB	4 x 100mm, 1 x 150mm Trays, High Security Bolt Lock	35.2kg
CTDISPM1/10/6S/HSB	6 x 100mm Trays, High Security Bolt Lock	36.3kg

Caretray Trolley - Dispensing

Features

- Trolleys suitable for the storage & dispensing of drugs & medicines
- Suitable for use with Electronic Prescribing & Medicines Administration (EPMA) & Electronic Patient Records (EPR)
- Quick & easy disassembly, assists thorough & deep cleaning
- Fully welded mild steel frame, powder coated in a durable epoxy paint (requires no on-site assembly)
- Recyclable polypropylene one-piece top & side panels, smooth surfaces & radiused edges assists cleaning (compatible with steam cleaning)
 - Top Panel - Raised edges on three sides provide defined grab points to act as push handles, whilst an integral rim at the front contains spillages (max load 30kg)
 - Side Panels - Incorporate runners with positive stops preventing trays from being accidentally withdrawn
- Carerails fitted to either side support a wide range of accessories
- Solid grade laminate door & back panel providing security for the contents of the trays
- Two locking options...
 - High Security Bolt Lock - Supplied with two keys
 - Electronic Push Button Lock - Programable four-digit code
- Trolley pre-configured with the following accessories...
 - Waste Bin & Bracket, 8 Litre
- Translucent, impact-resistant trays & dividers, smooth surfaces & radiused edges assists cleaning (compatible with steam cleaning / high temperature machine washing)
- Trays feature an integral handle with a plastic clip-on label cover (coloured labels supplied - white, blue, green, yellow & red)
- 100 / 150mm deep trays, can be subdivided in both length & width using removable dividers (max load 5kg)
- 2 x long & 2 x short dividers supplied with each tray
- Polyurethane ring buffers offer protection to both the trolley & fabric of the building, smooth surfaces assist cleaning
- 100mm polymer castors, 2 off braking
- When not in use, trolleys storing medicines should be secured to the wall using a Security Clamp (see locking & security accessories - see page 142)

Dimensions (w x d x h)

- Overall Dimensions - 550 x 550 x 993mm
- Plastic Top - 455 x 455 (internal) at height 968mm
- Trays
 - Shallow Tray - 355 x 405 x 100mm (internal)
 - Deep Tray - 355 x 405 x 150mm (internal)

Standard Colours

- Paint - Spearmint

Options / Accessories

- Locking & Security - page 60
- Overbridge & Tilt Bins - page 66
- Carerail Mounted - page 68
- Laptop Holders - page 74
- Castors & Ring Buffers - page 76
- Trays, Shelves, Dividers & Labels - page 77



CTDISPM1/10/3S2D/EPB

Item	Description	Weight
Electronic Push Button Lock		
CTDISPM1/10/3S2D/EPB	3 x 100mm, 2 x 150mm Trays, Electronic Push Button Lock	35.5kg
CTDISPM1/10/4S1D/EPB	4 x 100mm, 1 x 150mm Trays, Electronic Push Button Lock	35.2kg
CTDISPM1/10/6S/EPB	6 x 100mm Trays, Electronic Push Button Lock	36.3kg



MT100

Item	Description	Weight
High Security Bolt Lock		
MT100	Small, High Security Bolt Lock	26.0kg
MT110	Medium, High Security Bolt Lock	35.0kg
MT120	Large, High Security Bolt Lock	42.5kg
Electronic Push Button Lock		
MT100CL	Small, Electronic Push Button Lock	26.0kg
MT110CL	Medium, Electronic Push Button Lock	35.0kg
MT120CL	Large, Electronic Push Button Lock	42.5kg

Dispensing Trolleys - Wooden, Standard Capacity

Features

- Trolleys suitable for the storage & dispensing of drugs & medicines
- Lockable hinged lids...
 - Upper - Assisted using a gas strut, providing document support
 - Lower - Provides a work area, at height 980mm (max load 4.0kg)
- Two locking options...
 - High Security Bolt Lock - Supplied with two keys
 - Electronic Push Button - Programmable four-digit code
- Hinged work flap provides a work area at height 930mm (max load 2.0kg)
- Lower shelf
- Five tier plastic rack (395mm)
- Two slide out storage / waste bins
- 100mm pressed steel castors
- When not in use, trolley should be secured to the building - see optional MT/1/6F

Dimensions (w x d x h)

- Overall...
 - Small - 750 x 490 x 1130mm
 - Medium - 890 x 490 x 1130mm
 - Large - 1030 x 525 x 1130mm
- Internal...
 - Small - 530 x 427 x 263mm sloping to 112mm at front
 - Medium - 683 x 427 x 263mm sloping to 112mm at front
 - Large - 805 x 461 x 263mm sloping to 112mm at front

Standard Colours

- Frame - Grey
- Shelves / Dividers - White
- Cabinet - Spearmint
- Shelf / Flap - Grey

Options / Accessories

- MT/1/6F - Security Wall Clamp
- ZP005 - Ring Buffers
- MT/LHR/S - Laptop Holder - Removable, Swing Arm
- MT/LHNR/S - Laptop Holder - Non-Removable, Swing Arm



MT220

Dispensing Trolleys - Wooden, High Capacity

Features

- Trolleys suitable for the storage & dispensing of drugs & medicines
- Lockable hinged lids...
 - Upper - Assisted using a gas strut, providing document support
 - Lower - Provides a work area, at height 921mm (max load 4.0kg)
- Two locking options...
 - High Security Bolt Lock - Supplied with two keys
 - Electronic Push Button - Programmable four-digit code
- Hinged work flap provides a work area at height 850mm (max load 2.0kg)
- Lower shelf
- Five tier plastic rack (395mm)
- Two slide out storage / waste bins
- 125mm pressed steel castors
- When not in use, trolley should be secured to the building - see optional MT/1/6F

Dimensions (w x d x h)

- Overall...
 - Medium - 760 x 560 x 1290mm
 - Large - 905 x 560 x 1290mm
- Internal...
 - Medium - 530 x 461 x 513mm sloping to 137mm at the front
 - Large - 683 x 461 x 513mm sloping to 137mm at the front

Standard Colours

- Frame - Grey
- Shelves / Dividers - White
- Cabinet - Spearmint
- Shelf / Flap - Grey

Options / Accessories

- MT/1/6F - Security Wall Clamp
- MT/LHR/S - Laptop Holder - Removable, Swing Arm
- MT/LHNR/S - Laptop Holder - Non-Removable, Swing Arm

Item	Description	Weight
High Security Bolt Lock		
MT220	Medium, High Security Bolt Lock	42.0kg
MT230	Large, High Security Bolt Lock	50.0kg
Electronic Push Button Lock		
MT220CL	Medium, Electronic Push Button Lock	42.0kg
MT230CL	Large, Electronic Push Button Lock	50.0kg



MT140

Dispensing Trolleys - Metal, Standard Capacity

Features

- Trolleys suitable for the storage & dispensing of drugs & medicines
- Lockable hinged lid provides document support
- Fitted with a high security bolt lock (supplied with two keys)
- Hinged writing flap provides a work area at height 907mm (max capacity 2.0kg)
- Lower shelf
- Five tier plastic rack (395mm)
- Two slide out storage / waste bins
- 100mm pressed steel castors
- When not in use, trolley should be secured to the building - see optional MT/1/6F

Dimensions (w x d x h)

- Overall...
 - Small - 750 x 459 x 1112mm
 - Medium - 891 x 459 x 1112mm
 - Large - 1030 x 492 x 1112mm
- Internal...
 - Small - 489 x 457 x 292mm sloping to 127mm at the front
 - Medium - 706 x 457 x 292mm sloping to 127mm at the front
 - Large - 832 x 490 x 292mm sloping to 127mm at the front

Standard Colours

- Frame - Grey
- Cabinet - White
- Shelf / Flap - Spearmint

Options / Accessories

- MT/1/6F - Security Wall Clamp
- ZP005 - Ring Buffers
- MT/LHR/S - Laptop Holder - Removable, Swing Arm
- MT/LHNR/S - Laptop Holder - Non-Removable, Swing Arm

Item	Description	Weight
MT130	Small, High Security Bolt Lock	22.0kg
MT140	Medium, High Security Bolt Lock	25.0kg
MT150	Large, High Security Bolt Lock	31.0kg

Laptop Holder - Removable, Swing Arm

Features

- Three section swing arm offering height, rotation & angle adjustment
 - Compatible with the MT range of dispensing trolleys
 - Fitted to the rear right hand upright of the trolley (upright & holder supplied for customer to fit)
 - Laptop supported in a cradle, fitted with adjustable wing arms
 - Laptop can be secured using a security clamp (supplied)*
 - Adjustable to accept laptops 280 - 435 x 22mm (w x h)
 - Maximum capacity 2.0kg
 - Design allows easy access to laptop ports
- *Not compatible with Dell laptops using the N17 wedge lock system

Standard Colours

- Paint - Grey



Item	Description	Weight
MT/LHR/S	Laptop Holder - Removable, Swing Arm	3.7kg


Laptop Holder - Non-Removable, Swing Arm

Features

- Three section swing arm offering height, rotation & angle adjustment
 - Compatible with the MT range of dispensing trolleys
 - Fitted to the rear right hand upright of the trolley (upright & holder supplied for customer to fit)
 - Laptop supported in a cradle fitted with a steel mounting bracket, fixed using either nylock or wing nuts
 - Laptop can be secured using a security clamp (supplied)*
 - Adjustable to accept laptops 280 - 435 x 22mm (w x h)
 - Maximum capacity 2.0kg
 - Design allows easy access to laptop ports
- *Not compatible with Dell laptops using the N17 wedge lock system

Standard Colours

- Paint - Grey



Laptop supported in a cradle fitted with a steel mounting bracket that can be fixed using either nylock or wing nuts

Item	Description	Weight
MT/LHNR/S	Laptop Holder - Non-Removable, Swing Arm	5.0kg

CLIQ® & RFID Solutions

The use of CLIQ® coupled with unique RFID tag identifiers allows a single key to be used with Medicines Management and for Accessing Patient Records.

- Controlled Drug Cabinets (audit trail available)
- Drug & Medicine Cabinets (audit trail available)
- Self-Administration Cabinets
- Bedside Cabinets
- Drug & Medicine Dispensing Trolleys
- Medical Records Trolleys

The use of RFID cards allows a single card to be used with Self-Administration Schemes.

- Self-Administration Cabinets
- Bedside Cabinets

PATIENT



NURSE



Bedside Cabinets
Page 16 - 33



Self-Administration Cabinets
Page 160 - 161



Medical Records Trolleys
Page 244 - 257



Drug & Medicine Dispensing Trolleys
Page 122 - 128



Drug & Medicine Cabinets
Page 146 - 151



Controlled Drug Cabinets
Page 152 - 153



Pharmacy Trolleys - Patient Administration

Features

- Trolleys suitable for the storage & dispensing of drugs & medicines using individual compartments dedicated for each patient
- Two locking options...
 - High Security Bolt Lock - Supplied with two keys
 - Electronic Push Button - Programmable four-digit code
- Supplied with 4 / 8 trays subdivided into equal compartments...
 - 24 Compartment - 4 trays subdivided into 6 equal compartments, each compartment - 190mm x 132mm x 220mm (5.5 Litres). Label holders provided for each compartment
 - 32 Compartment - 8 trays subdivided into 4 equal compartments, each compartment - 192mm x 143mm x 220mm (6.1 Litres). Label holders provided for each compartment
- Upper work surface
- Push handles incorporate integral buffers to offer protection to both the trolley & fabric of the building
- Plastic debris bin & bracket
- 125mm polymer castors
- When not in use, trolley should be secured to the building - see optional MT/1/6F

Dimensions (w x d x h)

- Single Door - 627 x 579 x 1165mm
- Double Door - 820 x 579 x 1165mm

Standard Colours

- Paint - Grey
- Work Surface - Spearmint

Options / Accessories

- MT/1/6F - Security Wall Clamp
- PT/LHR/S - Laptop Holder - Removable, Swing Arm
- PT/LHNR/S - Laptop Holder - Non-Removable, Swing Arm



PTS/HSB/PA24



PTS/EPB/PA24

Single Door

High Security Bolt Lock	Electronic Push Button Lock	Description	Weight
PTS/HSB/PA24	PTS/EPB/PA24	Patient Administration, 24 Compartments	51.4kg


Trays tilt to assist access to contents



PTD/HSB/PA32



PTS/HSB/PA24



PTD/HSB/PA32

Double Door

High Security Bolt Lock	Electronic Push Button Lock	Description	Weight
PTD/HSB/PA32	PTD/EPB/PA32	Patient Administration, 32 Compartments	68.8kg



PTS/HSB/DR6

Pharmacy Trolleys - Drawers

Features

- Trolleys suitable for the storage & dispensing of drugs & medicines using drawers
- Two locking options...
 - High Security Bolt Lock - Supplied with two keys
 - Electronic Push Button - Programmable four-digit code
- Upper work surface
- Push handles incorporate integral buffers to offer protection to both the trolley & fabric of the building
- 3 adjustable door shelves
- Plastic debris bin & bracket
- 125mm polymer castors
- When not in use, trolley should be secured to the building - see optional MT/1/6F

Dimensions (w x d x h)

- Overall Dimensions - 511 x 542 x 1072mm
- Drawer - 335 x 295 x 113mm (internal)

Standard Colours

- Paint - Grey
- Work Surface - Spearmint

Options / Accessories

- MT/1/6F - Security Wall Clamp
- PT/LHR/S - Laptop Holder - Removable, Swing Arm
- PT/LHNR/S - Laptop Holder - Non-Removable, Swing Arm
- SEP/DIS - Drawer Inserts, single door trolley - refer to page 384



PTS/EPB/DR6

Item	Description	Weight
PTS/HSB/DR6	High Security Bolt Lock, Six Drawers	53.0kg
PTS/EPB/DR6	Electronic Push Button Lock, Six Drawers	53.0kg



PTD/HSB/LP24



PTS/HSB/LA16



PTD/HSB/A18C12

Pharmacy Trolleys - Trays

Features

- Trolleys suitable for the storage & dispensing of drugs & medicines using individual patient trays
- Two locking options...
 - High Security Bolt Lock - Supplied with two keys
 - Electronic Push Button - Programmable four-digit code
- Trays supported on adjustable shelves
- Tray Sizes (w x d x h)...
 - LA - 86 x 268 x 57mm (aluminium)
 - A - 85 x 181 x 54mm (plastic)
 - C - 129 x 181 x 54mm (plastic)
 - LP - 115 x 266 x 95mm (plastic)
- Upper work surface
- Push handles incorporate integral buffers to offer protection to both the trolley & fabric of the building
- Adjustable door shelves...
 - Single Door - 3 door shelves
 - Double Door - 6 door shelves
- Plastic debris bin & bracket
- 125mm polymer castors
- When not in use, trolley should be secured to the building - see optional MT/1/6F

Dimensions (w x d x h)

- Single Door - 511 x 542 x 1072mm
- Double Door - 711 x 568 x 1072mm

Standard Colours

- Paint - Grey
- Work Surface - Spearmint

Options / Accessories

- MT/1/6F - Security Wall Clamp
- PT/LHR/S - Laptop Holder - Removable, Swing Arm
- PT/LHNR/S - Laptop Holder - Non-Removable, Swing Arm

High Security Bolt Lock	Electronic Push Button Lock	Description	Weight
Single Door			
PTS/HSB/LA16	PTS/EPB/LA16	Sixteen LA Trays	39.0kg
Double Door			
PTD/HSB/A18C12	PTD/EPB/A18C12	Eighteen A & Twelve C Trays	57.0kg
PTD/HSB/LP24	PTD/EPB/LP24	Twenty Four LP Trays	57.0kg

Pharmacy Trolleys - Blister Pack (MDS)



PTD/HSB/BP9
(frames not included)



PTS/HSB/BP6
(frames not included)

Features

- Trolleys suitable for the storage & dispensing of drugs & medicines using the blister packed monitored dosage system (MDS)
- Two locking options...
 - High Security Bolt Lock - Supplied with two keys
 - Electronic Push Button - Programmable four-digit code
- Frames supported on three adjustable slide out shelves (frames not supplied)
- Upper work surface
- Push handles incorporate integral buffers to offer protection to both the trolley & fabric of the building
- Adjustable door shelves...
 - Single Door - 3 door shelves
 - Double Door - 6 door shelves
- Fold over MDS dispensing surface
- Plastic debris bin & bracket
- 125mm polymer castors
- When not in use, trolley should be secured to the building - see optional MT/1/6F

Dimensions (w x d x h)


- Single Door - 511 x 542 x 1072mm
- Double Door - 711 x 568 x 1072mm

Options / Accessories

- MT/1/6F - Security Wall Clamp
- PT/LHR/S - Laptop Holder - Removable, Swing Arm
- PT/LHNR/S - Laptop Holder - Non-Removable, Swing Arm

Standard Colours

- Paint - Grey
- Work Surface - Spearmint



Tab prevents the shelf from being removed

High Security Bolt Lock	Electronic Push Button Lock	Description	Weight
Single Door			
PTS/HSB/BP6	PTS/EPB/BP6	Blister Pack, Six Frames	38.0kg
Double Door			
PTD/HSB/BP9	PTD/EPB/BP9	Blister Pack, Nine Frames	42.0kg

Pharmacy Trolleys - Nomad® Cassettes

Features

- Trolleys suitable for the storage & dispensing of drugs & medicines using the Nomad® cassette monitored dosage system
- Two locking options...
 - High Security Bolt Lock - Supplied with two keys
 - Electronic Push Button - Programmable four-digit code
- Cassettes supported on three adjustable shelves (cassettes not supplied)
- Upper work surface
- Push handles incorporate integral buffers to offer protection to both the trolley & fabric of the building
- Six adjustable door shelves
- Plastic debris bin & bracket
- 125mm polymer castors
- When not in use, trolley should be secured to the building - see optional MT/1/6F

Dimensions (w x d x h)

- Overall Dimensions 711 x 568 x 1072mm

Standard Colours

- Paint - Grey
- Work Surface - Spearmint

Options / Accessories

- MT/1/6F - Security Wall Clamp
- PT/LHR/S - Laptop Holder - Removable, Swing Arm
- PT/LHNR/S - Laptop Holder - Non-Removable, Swing Arm



High Security Bolt Lock	Electronic Push Button Lock	Description	Weight
PTD/HSB/NC56	PTD/EPB/NC56	Nomad®, Fifty Six Cassettes	48.0kg

Pharmacy Trolleys - Biodose® & MultiMeds



PTD/HSB/BD69
(trays not included)

PTS/EPB/BD46
(trays not included)

Features

- Trolleys suitable for the storage & dispensing of drugs & medicines using the Biodose® & MultiMeds monitored dosage system
- Two locking options...
 - High Security Bolt Lock - Supplied with two keys
 - Electronic Push Button - Programmable four-digit code
- Trays supported on fixed runners (trays not supplied)
- Upper work surface
- Push handles incorporate integral buffers to offer protection to both the trolley & fabric of the building
- Adjustable door shelves...
 - Single Door - 3 door shelves
 - Double Door - 6 door shelves
- Plastic debris bin & bracket
- 125mm polymer castors
- When not in use, trolley should be secured to the building - see optional MT/1/6F

Dimensions (w x d x h)

- Single Door - 581 x 568 x 1072mm
- Double Door - 812 x 568 x 1072mm

Standard Colours

- Paint - Grey
- Work Surface - Spearmint

Options / Accessories

- MT/1/6F - Security Wall Clamp
- PT/LHR/S - Laptop Holder - Removable, Swing Arm
- PT/LHNR/S - Laptop Holder - Non-Removable, Swing Arm

High Security Bolt Lock	Electronic Push Button Lock	Description	Weight
Single Door			
PTS/HSB/BD46	PTS/EPB/BD46	Biodose® & MultiMeds, 46 Trays	37.3kg
Double Door			
PTD/HSB/BD69	PTD/EPB/BD69	Biodose® & MultiMeds, 69 Trays	52.0kg

Pharmacy Trolleys - Medinox

Features

- Trolleys suitable for the storage & dispensing of drugs & medicines using the Medinox monitored dosage system (compatible with 7 x 4 medi-trays)
- Two locking options...
 - High Security Bolt Lock - Supplied with two keys
 - Electronic Push Button - Programmable four-digit code
- Trays supported on fixed runners (trays not supplied)
- Upper work surface
- Push handles incorporate integral buffers to protect the fabric of the building
- Adjustable door shelves
 - Single Door - 3 door shelves
 - Double Door - 6 door shelves
- Plastic debris bin & bracket
- 125mm polymer castors offer reduced rolling resistance making the trolley easier to manoeuvre, lowers noise levels, whilst smooth surfaces assist cleaning
- When not in use, trolley should be secured to the building - see optional MT/1/6F

Dimensions (w x d x h)

- Single Door - 581 x 568 x 1072mm
- Double Door - 812 x 568 x 1072mm

Standard Colours

- Paint - Grey
- Work Surface - Spearmint

Options / Accessories

- MT/1/6F - Security Wall Clamp
- PT/LHR/S - Laptop Holder - Removable, Swing Arm
- PT/LHNR/S - Laptop Holder - Non-Removable, Swing Arm



PTS/EPB/MX40



PTD/EPB/MX60
(trays not included)

PTS/HSB/MX40
(trays not included)

High Security Bolt Lock	Electronic Push Button Lock	Description	Weight
Single Door			
PTS/HSB/MX40	PTS/EPB/MX40	Medinox, 40 Trays	41.4kg
Double Door			
PTD/HSB/MX60	PTD/EPB/MX60	Medinox, 60 Trays	55.2kg

Laptop Holder - Removable, Swing Arm

Features

- Three section swing arm offering height, rotation & angle adjustment
- Compatible with the PT range of single & double door pharmacy trolleys
- Fitted to an upright bolted to the rear left-hand corner of the trolley (upright & holder supplied for customer to fit)
- Laptop supported in a cradle, fitted with adjustable wing arms
- Laptop can be secured using a security clamp (supplied)*
- Adjustable to accept laptops 280 - 435 x 22mm (w x h)
- Maximum capacity 2.0kg
- Design allows easy access to laptop ports

Standard Colours

- Paint - Grey



PT/LHR/S

Item	Description	Weight
PT/LHR/S	Removable, Swing Arm	4.7kg

Laptop Holder - Non-Removable, Swing Arm

Features

- Three section swing arm offering height, rotation & angle adjustment
- Compatible with the PT range of single & double door pharmacy trolleys
- Fitted to an upright bolted to the rear left-hand corner of the trolley (upright & holder supplied for customer to fit)
- Laptop supported in a cradle fitted with a steel mounting bracket, fixed using either nyloc or wing nuts
- Laptop can be secured using a security clamp (supplied)*
- Adjustable to accept laptops 280 - 435 x 22mm (w x h)
- Maximum capacity 2.0kg
- Design allows easy access to laptop ports

Standard Colours


- Paint - Grey



Laptop supported in a cradle fitted with a steel mounting bracket that can be fixed using either nylock or wing nuts

Item	Description	Weight
PT/LHNR/S	Non-Removable, Swing Arm	5.0kg


Fitting Your Security Clamp



Securely fasten one end of the clamp to the wall



The 'hook shaped' end is trapped by the door when closed & locked



Security Clamp

Features

- Allows the trolley to be secured to the 'fabric of the building'
- Requires no additional keys, utilises the trolleys own locking system
- One end is secured to the wall, the 'hook shaped' end is trapped by the door/lid of the trolley when closed & locked
- Recommended wall fitting height approx 1000mm



Important Note - Security Clamps

It is a requirement that when the trolley is not in use it should be secured to the 'fabric of the building'. Not only does this prevent casual theft, i.e. trolleys being pushed to an isolated area & broken into, but also encourages good nursing practice, giving the trolley a "permanent home".

"Safe & Secure Handling of Medicines - Royal Pharmaceutical Society, GB-March 2005"

Item	Description	Cable Length	Weight
MT/1/6F	Security Clamp	950mm	0.75kg

Distribution Trolleys - Lockable Drawers

Features

- Trolleys suitable for the distribution of drugs & medicines from pharmacy to the ward & also with self-administration / patient own drug schemes
- Provides secure drug delivery using drawers which when locked are securely fastened to the trolley
- Drawers are fitted with a CAM lock (supplied with two keys)
- Max load per drawer 3kg
- Supplied as standard with locks to differ, allowing each ward to have its own key & be responsible for removing the drawer from the trolley (remaining key should be kept at the pharmacy)
- Master keys available (additional cost)
- Upper work surface
- Push handles at either end
- Document pocket fitted to end of trolley
- Low level corner bumpers offer protection to both the trolley & fabric of the building
- 125mm pressed steel castors, 2 off braking

Dimensions (w x d x h)

- SA005 - 1026 x 523 x 1002mm
- SA025 - 1180 x 523 x 1002mm
- Drawer - 145 x 423 x 230mm (Internal)

Standard Colours

- Paint - Grey
- Work Surface - Spearmint

Options / Accessories

- Master Keys - contact us for details



SA005

Item	Description	Weight
SA005	Distribution Trolley - 15 Drawers	49.0kg
SA025	Distribution Trolley - 18 Drawers	56.0kg



Drug & Medicine Storage

Drug & Medicine Cabinets - Shelves & Door Shelves	146
Drug & Medicine Cabinets - Deep Shelves	148
Drug & Medicine Cabinets - Blister Pack (MDS)	150
Controlled Drug Cabinets	152
Auditable Access Control for Medicines Management	154
Drug & Medicine Cupboards	156
Options	158
Patients / Residents Own Medication Cabinets - Self-Administration	160
Patients / Residents Own Medication Cabinets - Blister Pack (MDS)	163
Tablet Counter & Storage Boxes	164
Pharmacy & Vaccine Refrigerators	165

Drug & Medicine Cabinets - Shelves & Door Shelves

Features

- Independently tested to BS 2881: 1989 (Security Level One) Specification for Cupboards for the Storage of Medicines in Health Care Premises
- BS 3621 anti-pick & drill, key retaining five pin cylinder lock (supplied with 3 keys)
- Adjustable & removable shelves (190mm deep) & door shelves (75mm deep)
- Key profile unique to Hospital Metalcraft Ltd, offering 250,000 differs
- Compatible with CLIQ[®], integrating electronics into high security mechanical disc cylinders & keys, combining electronic security & remote management in real time
- Optional Digital Push Button Lock (does not conform to BS 2881: 1989)
- 12v DC LED lighting/warning system (model dependent) with volt-free contact to allow connection to light/nurse call systems. Requires 100v - 240v ~, 50Hz -60Hz, 0.3A Mains supply. Supplied fitted with a UK 3 pin plug. CE marked & conforms to the low voltage directives 73/23/EEC & 89/336/EC
- Lighting transformer housing adds 105mm to the overall height
- 0.9mm (20 gauge) mild steel welded construction
- Mounting holes provided in back (fixings not included)
- Modular design allows for easy interchange with HTM 63 storage systems
- Compatible with our range of CD cabinets for the storage of Controlled Drugs (see page 152)

Options / Accessories

- DGL - Digital Push Button Lock (Not available on independent locking cabinets)
- SL - Suited Locks (contact us for more information)
- PC/500/ST - Sloping Top (500mm Wide Cabinets)
- PC/600/ST - Sloping Top (600mm Wide Cabinets)
- PC/800/ST - Sloping Top (800mm Wide Cabinets)
- PC/1000/ST - Sloping Top (1000mm Wide Cabinets)
- PC/RLBS - Remote Light Box (Surface Mounted)
- PC/RLBF - Remote Light Plate (Flush Mounted)
- PCB - Buzzer Alarm (Factory Fit To Cabinets With Lights Only)

Standard Colours

- Paint - White

* Transformer casing adds 105mm to overall height




Single Door Cabinets

Right Hand Opening		Left Hand Opening		Overall Dimensions (w x d x h)	Shelves / Door Shelves	Compatible CD Cabinets	Weight
Light*	No Light	Light*	No Light				
PC536	PC536/LX	PC536/LH	PC536/LH/LX	500 x 300 x 600mm	3 / 3	CD005, CD010	29.9kg
PC539	PC539/LX	PC539/LH	PC539/LH/LX	500 x 300 x 900mm	4 / 4	CD005, CD010, CD015	34.0kg
PC636	PC636/LX	PC636/LH	PC636/LH/LX	600 x 300 x 600mm	3 / 3	CD005, CD010	33.9kg
PC639	PC639/LX	PC639/LH	PC639/LH/LX	600 x 300 x 900mm	4 / 4	CD005, CD010, CD015	38.0kg



PC839/LX



Lighting Transformer Housing Adds 105mm to Overall Height



PC836/LX

Double Door Cabinets

Single Lock (Secures Both Doors)		Each Door Fitted With A Lock		Overall Dimensions (w x d x h)	Shelves / Door Shelves	Compatible CD Cabinets	Weight
Light*	No Light	Light*	No Light				
PC836	PC836/LX	PC836/IND	PC836/IND/LX	800 x 300 x 600mm	6 / 5	CD005, CD010**	40.9kg
PC839	PC839/LX	PC839/IND	PC839/IND/LX	800 x 300 x 900mm	8 / 8	CD005, CD010, CD015***	45.9kg
PC1036	PC1036/LX	PC1036/IND	PC1036/IND/LX	1000 x 300 x 600mm	6 / 6	CD005, CD010	48.9kg
PC1039	PC1039/LX	PC1039/IND	PC1039/IND/LX	1000 x 300 x 900mm	8 / 8	CD005, CD010, CD015	53.9kg

*Transformer casing adds 105mm to overall height

**CD010 not compatible with PC836/IND & PC836/IND/LX

***CD015 not compatible with PC839/IND & PC839/IND/LX



PC336/FS/LX



PC639/FS/LX



PC536/FS/LH/LX

Single Door Cabinets

Right Hand Opening		Left Hand Opening		Overall Dimensions (w x d x h)	Shelves	Compatible CD Cabinets	Nomad Capacity	Weight
Light*	No Light	Light*	No Light					
PC336/FS	PC336/FS/LX	PC336/FS/LH	PC336/FS/LH/LX	300 x 300 x 600mm	3	CD005	13 x Cassettes	16.9kg
PC536/FS	PC536/FS/LX	PC536/FS/LH	PC536/FS/LH/LX	500 x 300 x 600mm	3	CD005, CD010	24 x Cassettes	29.9kg
PC636/FS	PC636/FS/LX	PC636/FS/LH	PC636/FS/LH/LX	600 x 300 x 600mm	3	CD005, CD010	32 x Cassettes	33.9kg
PC539/FS	PC539/FS/LX	PC539/FS/LH	PC539/FS/LH/LX	500 x 300 x 900mm	4	CD005, CD010, CD015	35 x Cassettes	34.9kg
PC639/FS	PC639/FS/LX	PC639/FS/LH	PC639/FS/LH/LX	600 x 300 x 900mm	4	CD005, CD010, CD015	44 x Cassettes	38.9kg

* Transformer casing adds 105mm to overall height

Drug & Medicine Cabinets - Deep Shelves

Features

- Independently tested to BS 2881: 1989 (Security Level One) Specification for Cupboards for the Storage of Medicines in Health Care Premises
- BS 3621 anti-pick & drill, key retaining five pin cylinder lock (supplied with 3 keys)
- Adjustable & removable deep shelves (250mm deep)
- Key profile unique to Hospital Metalcraft Ltd, offering 250,000 differs
- Compatible with CLIQ®, integrating electronics into high security mechanical disc cylinders & keys, combining electronic security & remote management in real time
- Optional Digital Push Button Lock (does not conform to BS 2881: 1989)
- 12v DC LED lighting/warning system (model dependent) with volt-free contact to allow connection to light/nurse call systems. Requires 100v - 240v ~, 50Hz -60Hz, 0.3A Mains supply. Supplied fitted with a UK 3 pin plug. CE marked & conforms to the low voltage directives 73/23/EEC & 89/336/EC
- Lighting transformer housing adds 105mm to the overall height
- 0.9mm (20 gauge) mild steel welded construction
- Mounting holes provided in back (fixings not included)
- Modular design allows for easy interchange with HTM 63 storage systems
- Compatible with our range of CD cabinets for the storage of Controlled Drugs (see page 152)

Options / Accessories


- DGL - Digital Push Button Lock (Not available on independent locking cabinets)
- SL - Suited Locks (contact us for more information)
- PC/300/ST - Sloping Top (300mm Wide Cabinets)
- PC/500/ST - Sloping Top (500mm Wide Cabinets)
- PC/600/ST - Sloping Top (600mm Wide Cabinets)
- PC/800/ST - Sloping Top (800mm Wide Cabinets)
- PC/1000/ST - Sloping Top (1000mm Wide Cabinets)
- PC/RLBS - Remote Light Box (Surface Mounted)
- PC/RLBF - Remote Light Plate (Flush Mounted)
- PCB - Buzzer Alarm (Factory Fit To Cabinets With Lights Only)

Standard Colours

- Paint - White



PC839/FS/LX



Lighting Transformer Housing Adds 105mm to Overall Height



PC1039/FS/LX

Double Door Cabinets

Single Lock (Secures Doors)		Each Door Fitted With A Lock		Overall Dimensions (w x d x h)	Shelves	Compatible CD Cabinets	Nomad Capacity	Weight
Light*	No Light	Light*	No Light					
PC836/FS	PC836/FS/LX	PC836/FS/IND	PC836/FS/IND/LX**	800 x 300 x 600mm	6	CD005, CD010**	-	40.9kg
PC839/FS	PC839/FS/LX	PC839/FS/IND	PC839/FS/IND/LX***	800 x 300 x 900mm	8	CD005, CD010, CD015***	-	45.9kg
PC1036/FS	PC1036/FS/LX	PC1036/FS/IND	PC1036/FS/IND/LX	1000 x 300 x 600mm	6	CD005, CD010	58 Cassettes	48.9kg
PC1039/FS	PC1039/FS/LX	PC1039/FS/IND	PC1039/FS/IND/LX	1000 x 300 x 900mm	8	CD005, CD010, CD015	80 Cassettes	53.9kg

*Transformer casing adds 105mm to overall height

**CD010 not compatible with PC836/FS/IND & PC836/FS/IND/LX

*** CD015 not compatible with PC839/FS/IND & PC839/FS/IND/LX

Drug & Medicine Cabinets - Blister Pack (MDS)



PC536/MDS
(Frames not included)

Features

- Independently tested to BS 2881: 1989 (Security Level One) Specification for Cupboards for the Storage of Medicines in Health Care Premises
- BS 3621 anti-pick & drill, key retaining five pin cylinder lock (supplied with 3 keys)
- Hooks at rear of cabinet support frames for the popular blister pack Monitored Dosage System (MDS)
- Key profile unique to Hospital Metalcraft Ltd, offering 250,000 differs
- Compatible with CLIQ®, integrating electronics into high security mechanical disc cylinders & keys, combining electronic security & remote management in real time
- Optional Digital Push Button Lock (does not conform to BS 2881: 1989)
- 12v DC LED lighting/warning system (model dependent) with volt-free contact to allow connection to light/nurse call systems. Requires 100v - 240v ~, 50Hz -60Hz, 0.3A Mains supply. Supplied fitted with a UK 3 pin plug. CE marked & conforms to the low voltage directives 73/23/EEC & 89/336/EC
- Lighting transformer housing adds 105mm to the overall height
- 0.9mm (20 gauge) mild steel welded construction
- Mounting holes provided in back (fixings not included)
- Modular design allows for easy interchange with HTM 63 storage systems

Standard Colours

- Paint - White

Single Door Cabinets

Right Hand Opening		Left Hand Opening		Overall Dimensions (w x d x h)	MDS Capacity	Weight
Light*	No Light	Light*	No Light			
PC536/MDS	PC536/MDS/LX	PC536/LH/MDS	PC536/LH/MDS/LX	500 x 300 x 600mm	2 x Frames	26.9kg
PC539/MDS	PC539/MDS/LX	PC539/LH/MDS	PC539/LH/MDS/LX	500 x 300 x 900mm	4 x Frames	31.4kg
PC639/MDS	PC639/MDS/LX	PC639/LH/MDS	PC639/LH/MDS/LX	600 x 300 x 900mm	6 x Frames	35.2kg

* Transformer casing adds 105mm to overall height

Options / Accessories

- DGL - Digital Push Button Lock (Not available on independent locking cabinets)
- SL - Suited Locks (contact us for more information)
- PC/500/ST - Sloping Top (500mm Wide Cabinets)
- PC/600/ST - Sloping Top (600mm Wide Cabinets)
- PC/1000/ST - Sloping Top (1000mm Wide Cabinets)
- PC/RLBS - Remote Light Box (Surface Mounted)
- PC/RLBF - Remote Light Plate (Flush Mounted)
- PCB - Buzzer Alarm (Factory Fit To Cabinets With Lights Only)



PC1039/MDS
(Frames not included)

Double Door Cabinets

Single Lock (Secures Both Doors)		Each Door Fitted With A Lock		* Transformer casing adds 105mm to overall height		
Light*	No Light	Light*	No Light	Overall Dimensions (w x d x h)	MDS Capacity	Weight
PC1039/MDS	PC1039/MDS/LX	PC1039/IND/MDS	PC1039/IND/MDS/LX	1000 x 300 x 900mm	8 x Frames	52.1kg



CD015



CD010



CD125

Controlled Drug Cabinets - Single Point Locking

Features

- Exceeds the statutory requirement for the storage of controlled drugs "The Misuse of Drugs (Safe Custody) Regulations 1973" (with the exception of CD040, CD045, CD140 & CD145)
- BS 3621 anti-pick & drill, key retaining six pin cylinder lock (supplied with 2 keys & identification card)
- Single-point locking
- Key profile unique to Hospital Metalcraft Ltd, offering 250,000 differs per profile
- Compatible with CLIQ[®], integrating electronics into high security mechanical disc cylinders & keys, combining electronic security & remote management in real time
- Can be supplied with a micro-switch to allow connection to remote lighting/nurse call system by others (CD905), or supplied with a 12v DC LED lighting/warning system with volt-free contact to allow connection to light/nurse call systems. Requires 100v - 240v ~, 50Hz -60Hz, 0.3A Mains supply. Supplied fitted with a UK 3 pin plug. CE marked & conforms to the low voltage directives 73/23/EEC & 89/336/EC
- Lighting transformer casing adds 105mm to the overall height
- 1.5mm (16 gauge) mild steel, seamless welded construction
- Mounting holes provided in back (fixings not included)
- Adjustable & removable shelves
- Security of models CD005, CD010 & CD015 can be enhanced by concealing inside one of our 'Drug & Medicine Cabinets'
- Modular design allows for easy interchange with HTM 63 storage systems
- Supplied right hand hinging as standard, left hand available on request

Standard Colours

- Paint - White

Options / Accessories

- CD905 - Micro-switch to connect to remote light box / alarm
- CD910 / CD911 / CD913 - 12v DC LED Lighting/Warning System (for compatibility see tables below)
- PCB - Buzzer Alarm (Factory Fit To Cabinets With Lights Only)

R/H Door	L/H Door	Overall Dimensions (w x d x h)	Shelves	Lighting / Warning System (Optional)	Weight
CD005	-	210 x 270 x 300mm	1	CD910	8.0kg
CD010	CD110	335 x 270 x 300mm	1	CD910	9.0kg
CD015	CD115	335 x 270 x 550mm	2	CD910	17.0kg
CD020	CD120	500 x 300 x 550mm	2	CD910	20.0kg
CD025	CD125	500 x 300 x 850mm	3	CD910	37.0kg

**Optional 12v DC LED
Lighting/Warning System**

Requires 100v - 240v ~, 50Hz-60Hz, 0.3A Mains supply.
Supplied fitted with a UK 3 pin plug

- Door activated micro-switch
- LED* warning light illuminates
- Green when closed
- Red when open
- Flashes red when open for 2 ½ minutes
- Volt-free contact to allow connection to an additional light/nurse call system
- Optional buzzer

*Externally mounted



CD010/CD910



CD035



CD135



CD145

R/H Door	L/H Door	Overall Dimensions (w x d x h)	Shelves	Lighting / Warning System (Optional)	Weight
CD030	CD130	500 x 450 x 850mm	3	CD911	42.0kg
CD035	CD135	500 x 450 x 1250mm	4	CD911	59.0kg
CD045	CD145	500 x 465 x 1900mm	6	CD913	91.0kg

Auditable Access Control for Medicines Management



What Is CLIQ®?

CLIQ® is the very latest in user-friendly, web-based security management. Part of the Protec² CLIQ® from Abloy range, CLIQ® is designed for remote sites, enabling the commissioning, programming and full administration of security management centrally via web-based software.

How Does It Work?

CLIQ® integrates electronics into mechanical cylinders and keys, providing a security solution that can be managed remotely. In short, this works like an electronic handshake: when the key is inserted it engages with the cylinder, sending a random number back to the key. The key replies with an encrypted response which is decrypted by the cylinder and if valid the cylinder then allows access. It is important to remember that the mechanical combination must match as well as the digital combination. CLIQ® allows a single key to be used with multiple cabinets or trolleys.

System Features

- Secure - Provides dual security through the patented Protec² CLIQ® from Abloy mechanical disc cylinders and keys along with DES encryption, a recognised electronic standard
- Easily Programmable - Keys can be added quickly and programmed to specific time and date schedules
- Fully Auditable - Audit trails can be accessed from both the cylinder and key
- Reduces Keys - One key can be programmed to open multiple cabinets or trolleys
- The CLIQ® environment works in an Amazon cloud hosted server
- maintained and supported by Abloy allowing remote user access via a secure connection from anywhere in the world
- Cost Effective - Low installation & maintenance costs along with a long lifecycle (requires no wires or system updates, power for the cylinder is provided by the key)
- Easily Retrofittable - CLIQ® can be used with a variety of locking solutions including euro lock profile cases, padlocks, camlocks & furniture locks

System Benefits

- Save valuable nursing time which can be used to deliver patient care
- Reduces delay in administering medication
- Improves drug & medicine security
- No more unlocked drug & medicine cabinets
- Eliminates the need to replace locks as a result of lost keys
- One key can be programmed to open multiple cabinets or trolleys
- The key is made personal to that member of staff, resulting in increased ownership and a reduction in the number of keys lost
- Easy to apply remote management, saves money and has the ability to cover several hospitals
- Time and date based access rights, with a full audit trail allow for full visibility of when visits were made
- New keys can be added to the system quickly and easily, removal of lost ones is hassle-free
- Reduction in time spent looking for the person holding the key



Process Flow



Start of Shift

Key Validation & Authorisation

Recurring validation forces users to place their key into the Wall PD. User authorisations are uploaded to the key

During The Shift

The key will only open cabinets where access permissions have been granted. Each time the key is used in a cabinet fitted with an PROTEC² cylinder an audit trail is created on both the key and cylinder



End of Shift

Automated Data Transfer

Key is placed into the Wall PD. Previous key transactions are automatically downloaded from the key and stored in the audit trail archive

System Components



CLIQ® Key

- Provides dual security through the patented PROTEC² mechanical disc cylinders and keys along with DES encryption, a recognised electronic standard
- Thin, light but incredibly strong key

PROTEC² Lock Barrel

- A bump proof mechanism
- Exceptionally smooth key entry and operation
- Can be master keyed and keyed alike with cylinders, cam and furniture locks as well as padlocks



Wall Programming Device

- Updates keys remotely (linking the server and users keys)
- Offers high level data encryption
- Allows the use of recurring validation, forcing users to validate their keys at the start of their shift whilst automatically downloading audit trails which are relayed to the server

Traka21

- Sophisticated stand-alone key management system to control the issuing of keys
- Keys are accessed using PIN number technology
- Holds up to 21 keys or keysets



Questions & Answers

Answers to common questions about CLIQ®

Q How secure is it?

A CLIQ® uses a DES encryption (Data Encryption Standard) so it is just as safe as online banking

Q Can I use this with an existing Abloy master key system?

A Yes; CLIQ® can be integrated with an existing PROTEC² master key system

Q What is the benefit?

A CLIQ® will give you some of the benefits of access control, such as adding, deleting and amending access rights, take audit trails from keys and cylinders as well as setting the key to expire on a specific date at a specific time. Also, lost or stolen key can be easily be deleted electronically

Q Is the system expensive to install?

A The system has a low installation & maintenance cost along with a long life cycle. CLIQ® cylinders are designed to fit into Euro Profile mechanical lock cases. No wiring is required to the cabinet. The wall programming device requires an Ethernet connection and power through a 12-24V adapter or alternatively power over Ethernet

Q Who maintains the system?

A System maintenance is normally assigned to a member of the hospital staff who will be responsible for programming/issuing of keys along with interrogation of audit trails

Q How many audit trails can be collected from a single key?

A The programmable user key stores the last 1,800 transactions and the last 20 foreign transactions

Q How large is the cylinder memory?

A 200 key groups; each key group holding 65,000 individual unique key combinations. This provides up to 13 million unique possible key combinations in one cylinder and can retain a black list of 3,000 keys

Q Can I take an audit trail from a cylinder?

A Yes, the cylinder stores an audit trail of the last 1,000 key insertions

Q What happens if a key is lost?

A We recommend that time schedules are set to each key, so if the key is not returned it will expire. Keys can be removed from the cylinder with the programming key or directly from the system. If subsequently found keys can be added back and re-issued. In the event that an audit trail is required for a lost key, lock cylinders can be interrogated using a programming key (each cylinder stores an audit trail of the last 1,000 key insertions)

Q How long do the batteries last?

A The battery is located in the key, not the cylinder. Under normal usage a battery will operate up to 20,000 cycles or 2 years

Q How is the information sent?

A Via the internet to a wall mounted PD

Q Can the information be taken off the Wall mounted PD by anyone?

A No, there is no information stored on the PD, it is stored on a server until the correct key is inserted and only then is the information securely transferred

Q Is it possible to access the system remotely?

A The CLIQ® environment works in an Amazon cloud hosted server environment ISO27001 Accredited, maintained and supported by Abloy allowing remote user access via a secure connection from anywhere in the world.

Q Where is the server?

A Amazon - Republic Of Ireland

Q Can I host this myself?

A Yes, but there would be additional costs

Q What if there is no internet connection on a particular site?

A A mobile PD is available which will work on the GSM network

Q How can I better control the issuing of keys?

A Through the use of Traka21 (key safe) keys can be automatically assigned to specific users. Keys are issued using either the staff members own security card or via pin number technology.

Q Is it possible to integrate the CLIQ® key with other systems?

A Unique RFID tag identifiers can be inserted into the key allowing it to be used with other MIFARE card based RFID systems

- Self-Administration Schemes
- Medicines Management
- Patient Records



MC/L/870/FS



MC/R/870/3S2D

Drug & Medicine Cupboards - Single Door

Features

- Independently tested to BS2881: 1989 (Security Level One) Specification for Cupboards for the Storage of Medicines in Health Care Premises
- BS3621 anti-pick & drill, key retaining five pin cylinder lock (supplied with 3 keys)
- Single door cupboards available as either 870 / 1870mm high
- Available with either...
 - Plastic Trays
 - Shelves
 - Shelves & Dividers
- Key profile unique to Hospital Metalcraft Ltd, offering 250,000 differs
- Compatible with CLIQ[®], integrating electronics into high security mechanical disc cylinders & keys, combining electronic security & remote management in real time
- Optional Digital Push Button Lock (does not conform to BS 2881: 1989)
- Worksurface supplied with 870mm cupboards (removable to assist with positioning under existing worktops)
- 0.9mm (20 Gauge) mild steel welded construction
- Modular design allows for easy interchange with HTM 63 storage systems

Dimensions (w x d x h)

- Trays
 - Shallow Tray - 355 x 405 x 100mm (internal)
 - Deep Tray - 355 x 405 x 150mm (internal)

Standard Colours

- Paint - White

Options / Accessories

- SL - Suited Locks (contact us for more information)
- DGL - Digital Push Button Lock
- MC/JK/870 - Joining Kit & Full Width Worktop (required when connecting 870mm cupboards)
- MC/JK/1870 - Joining Kit (required when connecting 1870mm cupboards)
- MC/ST - Sloping Top (1870mm cupboards)
- MC/DIV - Set of 16 Dividers

R/H Hinged	L/H Hinged	Overall Dimensions (w x d x h)	Plastic Trays / Shelves	Weight
MC/R/870/3S2D	MC/L/870/3S2D	500 x 536 x 870mm	Plastic Trays	45.6kg
MC/R/870/FS	MC/L/870/FS	500 x 536 x 870mm	Shelves	37.0kg



MC/R/1870/FS/DGL



MC/R/1870/7S5D



Plastic Trays

- Interchangeable with our popular Caretray range
 - 870mm Cupboards - 3 x 100mm, 2 x 150mm trays
 - 1870mm Cupboards - 7 x 100mm, 5 x 150mm trays
 - Supplied with 7 x 100mm & 5 x 150mm trays
- Translucent, impact-resistant trays & dividers, smooth surfaces & radiused edges assists cleaning (compatible with steam cleaning / high temperature machine washing)
- Trays feature an integral handle with a plastic clip-on label cover (coloured label strips supplied - white, blue, green, yellow & red)
- 100 / 150mm deep trays, can be subdivided in both length & width using removable dividers (max load 5kg)
- 2 x long & 2 x short dividers supplied with each tray



Shelves

- Adjustable at 50mm increments
 - 870mm Cupboards - 3 x shelves
 - 1870mm Cupboards - 8 x shelves
- Suitable for the storage of MDS frames (if required)
 - 870mm Cupboards - 6 x frames
 - 1870mm Cupboards - 16 x frames



Shelves & Dividers

- Adjustable at 50mm increments
- Removable dividers 100mm high adjustable at 25mm increments
 - 870mm Cupboards - N/A
 - 1870mm Cupboards - 8 x shelves & 16 x dividers

R/H Hinged	L/H Hinged	Overall Dimensions (w x d x h)	Plastic Trays / Shelves / Shelves & Dividers	Weight
MC/R/1870/7S5D	MC/L/1870/7S5D	500 x 536 x 1870mm	Plastic Trays	88.6kg
MC/R/1870/FS	MC/L/1870/FS	500 x 536 x 1870mm	Shelves	69.0kg
MC/R/1870/FSD	MC/L/1870/FSD	500 x 536 x 1870mm	Shelves & Dividers	79.0kg


Sloping Top

Features

- Compatible with 300/500/600/800 & 1000mm wide PC cabinets & 500mm wide MC cupboards
- Prevents items being stored on the top of the cabinet & assists cleaning
- Increases the overall height of the cabinet by 193mm
- Void within the top provides a space to locate the transformer for the lighting/warning system
- Access to the transformer provided via a removable plate

Standard Colours

- Paint - White



Item	Description	Weight
PC/300/ST	300mm Wide PC Cabinets	1.3kg
PC/500/ST	500mm Wide PC Cabinets	1.5kg
PC/600/ST	600mm Wide PC Cabinets	1.6kg
PC/800/ST	800mm Wide PC Cabinets	1.7kg
PC/1000/ST	1000mm Wide PC Cabinets	1.8kg
MC/ST	500mm Wide MC Cupboards	2.9kg

Warning Light System

Features

- Suitable for use with Bristol Maid CD Controlled Drug cabinets
- Provides a visual indication when the cabinet is open
- LED illuminates...
 - Green when the door is closed
 - Red when the door is open
 - Flashes red when open for 2 ½ minutes
- Operates using a door activated micro-switch connected to a 12v DC LED lighting/warning system (model dependent) with volt-free contact to allow connection to light/nurse call systems. Requires 100v - 240v ~, 50Hz -60Hz, 0.3A Mains supply. Supplied fitted with a UK 3 pin plug. CE marked & conforms to the low voltage directives 73/23/EEC & 89/336/EC
- Lighting transformer housing adds 105mm to the overall height



Item	Description
CD Range Compatible	
CD910	12v DC LED Lighting/Warning System - Refer To Page 152 For Compatibility
CD911	12v DC LED Lighting/Warning System - Refer To Page 153 For Compatibility
CD913	12v DC LED Lighting/Warning System - Refer To Page 153 For Compatibility

Joining Kits - MC Range of Cabinets

Features

- Allows two units to be joined together
- 870mm joining kit supplied with a full width worktop (2 units)



MC/JK/870

Item	Description	Compatibility
MC/JK/870	Joining Kit & Full Width Worktop	870mm High Units
MC/JK/1870	Joining Kit	1870mm High Units

Remote Light Box

Features

- Connects to all Bristol Maid PC, MS & CD cabinets fitted with a light
- Provides a remote visual indication when the cabinet is open
- Models available for surface or flush mounting
- Units fitted without a light require a separate micro-switch & a 12v DC supply



PC/RLBS



PC/RLBF

Item	Description	Overall Dimensions
PC/RLBS	Remote Light Box - Surface Mounted	100 x 50 x 150mm
PC/RLBF	Remote Light Plate - Flush Mounted	100 x 50 x 150mm

Digital Push Button Lock

Features

- Requires a five digit code to operate (set by customer)
- Cabinets fitted with this lock will not conform to BS2881: 1989 (Security Level One) Specification for Cupboards for the Storage of Medicines in Health Care Premises




Item	Description
DGL	Digital Push Button Lock

Dividers - MC Range of Cabinets

Features

- Spare / replacement dividers for MC cupboards supplied with shelves & dividers
- 100mm high dividers locate into slots on the shelves, adjustable at 25mm increments
- Compatible with 870mm & 1870mm high units



Shelf not supplied

Item	Description
MC/DIV	Set of 16 Dividers

Micro Switch

Features

- Micro-switch to allow connection to



CD905

Item	Description
CD905	Micro-switch (CD Range Compatible)
PC905	Micro-switch (PC Range Compatible)

Buzzer Alarm

Features

- Replacement circuit board with buzzer
- Compatible for PC, MS & CD cabinets fitted with a light unit
- Buzzer pulses on/off after the door has been open for 2 ½ minutes
- Factory fit only to cabinets fitted with lights

Item	Description
PCB	Buzzer Alarm

Patients / Residents Own Medication Cabinets - Self Administration



SAC/213/S



SAC/313/S/VP



SAC/413/S

Features

- Suitable for use with...
 - Drugs retained in original packs
 - Individual MDS packs with dividers & name cards
 - Nomad cassettes
 - Roll type blister packs
- Available as side or bottom hinged fitted with either a CAM or electronic push button lock
 - CAM - Supplied with two keys & uses 40 different master suites (for security we recommend that each ward/wing operates a different series, master keys available at additional cost)
 - Electronic Push Button - Battery operated
- Available with a solid door or with an inset perspex visibility panel
- 0.9mm (20 gauge) mild steel, spot welded construction
- Mounting holes in back/bottom (fixings not included)
- Range of mounting plates (optional)
- Shelves not included (optional)
- Supplied with a self-adhesive name card holder (length 60mm)

Standard Colours

- Paint - White

Electronic Push Button Lock

- Uses a 10-button keypad
- Easy programming & code change
- Four operating codes with differing levels of authority - Master / Sub-Master / User / Technician
- User codes are 4 digits
- Master & sub-master codes are 8 digits
- 15,000 openings on 2 x AAA cells (supplied)
- Low battery warning with failure override using 9v battery across LED's (+/-) & master code



Side Hinged

CAM Lock		Electric Push Button Lock		Overall Dimensions (w x d x h)	Shelf Compatibility	Weight
Solid Door	Perspex Visibility Panel	Solid Door	Perspex Visibility Panel			
SAC/213/S	SAC/213/S/VP	SAC/213/S/CL	SAC/213/S/CL/VP	210 x 155 x 315mm	SAC/FS/2	2.6kg
SAC/313/S	SAC/313/S/VP	SAC/313/S/CL	SAC/313/S/CL/VP	310 x 155 x 315mm	SAC/FS/3	3.4kg
SAC/413/S	SAC/413/S/VP	SAC/413/S/CL	SAC/413/S/CL/VP	410 x 155 x 315mm	SAC/FS/4	4.1kg

Options

- SAC/FS/2 - Shelf, 200mm Wide
- SAC/FS/3 - Shelf, 300mm Wide
- SAC/FS/4 - Shelf, 400mm Wide
- SAC/WP - Mounting Plate, Wall
- SAC/LT - Mounting Plate, Locker Top



SAC/413/B - Shown with optional shelf SAC/FS/4



SAC/313/B/CL



SAC/213/B/VP

Bottom Hinged

CAM Lock		Electric Push Button Lock		Overall Dimensions (w x d x h)	Shelf Compatibility	Weight
Solid Door	Perspex Visibility Panel	Solid Door	Perspex Visibility Panel			
SAC/213/B	SAC/213/B/VP	SAC/213/B/CL	SAC/213/B/CL/VP	210 x 155 x 315mm	SAC/FS/2	2.6kg
SAC/313/B	SAC/313/B/VP	SAC/313/B/CL	SAC/313/B/CL/VP	310 x 155 x 315mm	SAC/FS/3	3.4kg
SAC/413/B	SAC/413/B/VP	SAC/413/B/CL	SAC/413/B/CL/VP	410 x 155 x 315mm	SAC/FS/4	4.1kg

Shelves

Features


- Flat shelves (100mm deep)
- Removable to assist cleaning, allow the storage of larger items

Standard Colours


- Paint - White



SAC/FS/2



SAC/FS/3



SAC/FS/4

Item	Description	Weight
SAC/FS/2	Shelf - 200mm Wide Cabinets (SAC/213 Range)	0.2kg
SAC/FS/3	Shelf - 300mm Wide Cabinets (SAC/313 Range)	0.2kg
SAC/FS/4	Shelf - 400mm Wide Cabinets (SAC/413 Range)	0.3kg

Mounting Plates

Features

- Compatible with all SAC cabinets using existing holes (fixings not provided)
- SAC/WP - Cabinet secured to wall plate using a small thumbscrew. Allows the cabinet to be repositioned
- SAC/LT - Mounts to upper surface of traditional bedside cabinets

Standard Colours

- Paint - White




SAC/LT



SAC/WP

Item	Description	Overall Dimensions (w x d x h)	Weight
SAC/WP	Wall	190 x 12 x 162mm	0.5kg
SAC/LT	Locker Top	190 x 150 x 150mm	0.9kg

Patients / Residents Own Medication Cabinets - Monitored Dosage, MDS Frames



SA040 - frames not included

SA045 - frames not included

Features

- Suitable for the storage of MDS frames with dividers & name cards (max 100mm depth)
- Models available to hold one or two frames (not included)
 - Small - One frame
 - Large - Two frames
- Available with either a CAM or electronic push button lock
 - CAM - Supplied with two keys, master keys available at additional cost
 - Electronic Push Button - Battery operated
- Mounting holes provided in back (fixings not included)
- Supplied with an adjustable shelf (SA045 & SA045/CL only)
- Constructed from melamine faced chipboard offering an extremely strong & durable, yet aesthetically pleasing appearance
- MDS frames not supplied

Standard Colours

- Body / Door - Beech Woodgrain

Electronic Push Button Lock

- Uses a 10-button keypad
- Easy programming & code change
- Four operating codes with differing levels of authority - Master / Sub-Master / User / Technician
- User codes are 4 digits
- Master & sub-master codes are 8 digits
- 15,000 openings on 2 x AAA cells (supplied)
- Low battery warning with failure override using 9v battery across LED's (+/-) & master code



CAM Lock	Digital Push Button Lock	Overall Dimensions (w x d x h)	MDS Capacity	Weight
SA040	SA040/CL	325 x 245 x 420mm	1 x Frame	7.5kg
SA045	SA045/CL	325 x 245 x 775mm	2 x Frames	12.1kg

Tablet Counter

Features

- Triangular stainless steel tablet counter
- Etched legend to interpret rows (max 22) into number of tablets



Item	Description	Dimensions (w x d x h)
PE/30	Tablet Counter	205 x 195 x 10mm

Storage Boxes - Lightweight

Features

- Lightweight aluminium riveted construction
- Fitted with handle
- Single-point locking using a CAM lock (supplied with 2 keys)
- Cannot be wall mounted

Standard Colours

- Paint - White



Item	Description	Overall Dimensions (w x d x h)	Weight
SB/221	Small	200 x 200 x 150mm	0.9kg
SB/321	Medium	300 x 200 x 150mm	1.1kg
SB/421	Large	400 x 200 x 150mm	1.4kg



Pharmacy & Vaccine Refrigerators - IntelliCold™, Solid & Glass Doors

Features

- Compliant with the Department of Health Green Book
- Recommendations in the General Pharmaceutical Council Standards
- Royal College of Veterinary Surgeons Guidelines
- Designed specifically for the safe storage of vaccines and pharmaceuticals
- Available as bench top, under bench, wall fitting or free-standing
- Temperature range +2°C to +8°C
- Second wandering temperature probe (can be placed anywhere within the refrigerator, ideal for pharmacists needing to comply with MHRA regulations)
- IntelliCold® touch screen controller
 - Automatic 24/7 temperature & fridge operation data recording (micro SD card required)
 - Min/max temperature control, display & recording
 - Displays temperature from both probes
 - High/low temperature alarm
 - Door open alarm
 - Mains failure alarm (requires batteries)
 - Alarm battery back-up
- Internal LED light
- Access port & remote alarm contacts
- Fan assisted cooling
- Off cycle auto defrost
- Low GWP environmentally friendly refrigerant
- Self-closing doors with door open alarm
 - CAM - Supplied with two keys
 - Digital Push Button - Mains operated (uses a 4-digit pin)
- Adjustable shelves
- Micro SD card (optional)
- UKAS traceable calibration service (optional)
- Repeat alarm (optional)



5RLDG0519DIGILOCK



5RLDF0119



5RLDF0219

CAM Lock	Digital Push Button	Overall Dimensions (w x d x h)	Capacity	Description	Shelves	Weight
Solid Door						
5RLDF0119	5RLDF0119DIGILOCK	450 x 510 x 538mm	36 Litres	Bench/Wall Mounting*	2	30.0kg
5RLDF0219	5RLDF0219DIGILOCK	450 x 510 x 740mm	66 Litres	Bench/Wall Mounting*	3	34.0kg
5RLDF0519	5RLDF0519DIGILOCK	600 x 600 x 835mm	150 Litres	Under Bench	3	51.0kg
Glass Door						
5RLDG0519	5RLDG0519DIGILOCK	600 x 600 x 835mm	150 Litres	Under Bench	3	54.0kg

*Integral Wall Mounting Brackets

Standard Colours

- Exterior - White / Blue
- Interior - White



Examination / Treatment Couches & Chairs

Examination & Treatment Couches - Variable Height	168
Examination & Treatment Couches - Fixed Height	172
Couch Steps	173
Leg Rests	174
Examination & Treatment Couches - Variable Height, Bariatric	176
Examination & Treatment Chairs - Variable Height	180
Examination & Treatment Chairs - Variable Height, Bariatric	181
Bariatric Examination & Treatment Couches	192
Phlebotomy Chairs - Variable Height	182
Phlebotomy Chairs - Variable Height, Bariatric	183
Phlebotomy Chairs - Fixed Height	184
Options	185



CE



EC1210/VBB/E02/E05




Foot Switch

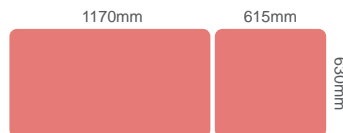


Hand Switch

Alternative colours available at extra cost. Change suffix 'VBB' on the product code with any of the following i.e. Hydraulic in Aquamarine - EC1205/VAQ



Item	Description	Weight
EC1205/VBB	Hydraulic	68.8kg
EC1210/VBB	Electric, Hand Switch	68.8kg
EC1215/VBB	Electric, Foot Switch	68.8kg
EC1220/VBB	Electric with Electric Backrest - Hand Switch	71.1kg
EC1225/VBB	Electric with Electric Backrest - Foot Switch	71.1kg



Examination & Treatment Couch Two Section

Features

- BS 2838-2: 1991 Examination & general treatment couches, build, performance & safety specifications
- EN 60601-1:2006+A12:2014 Medical electrical equipment. General requirements for basic safety & essential performance
- Electric or hydraulic height adjustment
- Height adjustment from 490 - 950mm
- Adjustable angle backrest
 - Manual -25 to +90 degrees
 - Electric -22 to +90 degrees
- Anti-trap gas strut fitted with a release lever used on the backrest section (optional electric)
- Retractable castors fitted to both ends to assist with movement & positioning
- One adjustable foot fitted to allow levelling on uneven floors
- Clearance beneath frame allows access for mobile hoists
- Electric models (230V ~, 50/60Hz) fitted with a UK 3 pin plug & available with a hand or foot switch
- Hydraulic models use a foot pump pedal positioned on both sides of the couch
- Seamless upholstery using flame retardant anti-microbial vinyl
- Frames prepared to accept optional accessories
- Maximum capacity 225kg

Dimensions (w x d x h)

- 630 x 1790 x 490 - 950mm

Standard Colours

- Paint - White
- Vinyl - Bristol Blue

Options

- E02 - Paper Roll Holder
- E03 - Side Support Rails (Pair)
- E04 - Side Support Rails C/W Cushions (Pair)
- E05 - Breather Hole & Plug
- E06 - Battery Back Up
- E07 - Height Adjustable Armrests (Pair)
- E08 - Infusion Pole
- E11 - Lithotomy Stirrups (Pair)
- E12 - Leg Supports (Pair)

Examination & Treatment Couch Two Section, Mobile



Features

- BS 2838-2: 1991 Examination & general treatment couches, build, performance & safety specifications
- EN 60601-1:2006+A12:2014 Medical electrical equipment. General requirements for basic safety & essential performance
- Electric or hydraulic height adjustment
- Height adjustment from 490 - 950mm
- Adjustable angle backrest
 - Manual -25 to +90 degrees
 - Electric -22 to +90 degrees
- Anti-trap gas strut fitted with a release lever used on the backrest section (optional electric)
- 125mm swivel castors featuring a central locking & steering facility
- Clearance beneath frame allows access for mobile hoists
- Electric models (230V ~, 50/60Hz) fitted with a UK 3 pin plug & available with a hand or foot switch
- Hydraulic models use a foot pump pedal positioned on both sides of the couch
- Seamless upholstery using flame retardant anti-microbial vinyl
- Swing down side support rails fitted to either side
- Frames prepared to accept optional accessories
- Maximum capacity 225kg



Foot Switch



Hand Switch



EC1235/VBB

Dimensions (w x d x h)

- 630 x 1790 x 490 - 950mm


Standard Colours

- Paint - White
- Vinyl - Bristol Blue

Options

- E02 - Paper Roll Holder
- E04/U - Side Support Rails C/W Cushions Upgrade (Pair)
- E05 - Breather Hole & Plug
- E06 - Battery Back Up
- E11 - Lithotomy Stirrups (Pair)
- E12 - Leg Supports (Pair)

Alternative colours available at extra cost. Change suffix 'VBB' on the product code with any of the following i.e. Electric, Hand Switch in Graphite - EC1235/VGH



VBB

VAQ

VFR

VGH

VSD

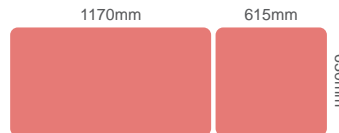
VOB

VLI

VCH

VCB

VPE



1170mm

615mm

630mm

Item	Description	Weight
EC1230/VBB	Hydraulic	75.0kg
EC1235/VBB	Electric, Hand Switch	75.0kg
EC1240/VBB	Electric, Foot Switch	75.0kg
EC1245/VBB	Electric with Electric Backrest - Hand Switch	77.3kg
EC1250/VBB	Electric with Electric Backrest - Foot Switch	77.3kg



EC1310/VBB



Foot Switch

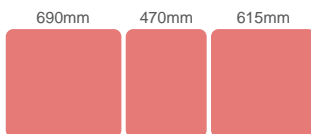


Hand Switch

Alternative colours available at extra cost. Change suffix 'VBB' on the product code with any of the following i.e. Electric, Foot Switch in Onyx Black - EC1315/VOB



Item	Description	Weight
EC1305/VBB	Hydraulic	70.2kg
EC1310/VBB	Electric, Hand Switch	70.2kg
EC1315/VBB	Electric, Foot Switch	70.2kg
EC1320/VBB	Electric with Electric Backrest - Hand Switch	72.5kg
EC1325/VBB	Electric with Electric Backrest - Foot Switch	72.5kg



Examination & Treatment Couch Three Section

Features

- BS 2838-2: 1991 Examination & general treatment couches, build, performance & safety specifications
- EN 60601-1:2006+A12:2014 Medical electrical equipment. General requirements for basic safety & essential performance
- Electric or hydraulic height adjustment
- Height adjustment from 490 - 950mm
- Adjustable angle backrest
 - Manual -25 to +90 degrees
 - Electric -22 to +90 degrees
- Adjustable angle footrest from -25 to +75 degrees
- Anti-trap gas struts fitted with release levers used on the back & footrest sections (optional electric backrest)
- Retractable castors fitted to both ends to assist with movement & positioning
- One adjustable foot fitted to allow levelling on uneven floors
- Clearance beneath frame allows access for mobile hoists
- Electric models (230V ~, 50/60Hz) fitted with a UK 3 pin plug & available with a hand or foot switch
- Hydraulic models use a foot pump pedal positioned on both sides of the couch
- Seamless upholstery using flame retardant anti-microbial vinyl
- Frames prepared to accept optional accessories
- Maximum capacity 225kg

Dimensions (w x d x h)

- 630 x 1790 x 490 - 950mm

Standard Colours

- Paint - White
- Vinyl - Bristol Blue

Options

- E02 - Paper Roll Holder
- E03 - Side Support Rails (Pair)
- E04 - Side Support Rails C/W Cushions (Pair)
- E05 - Breather Hole & Plug
- E06 - Battery Back Up
- E07 - Height Adjustable Armrests (Pair)
- E08 - Infusion Pole

Planned Preventative Maintenance
Contact us for details

Examination & Treatment Couch Three Section, Mobile



Features

- BS 2838-2: 1991 Examination & general treatment couches, build, performance & safety specifications
- EN 60601-1:2006+A12:2014 Medical electrical equipment. General requirements for basic safety & essential performance
- Electric or hydraulic height adjustment
- Height adjustment from 490 - 950mm
- Adjustable angle backrest
 - Manual -25 to +90 degrees
 - Electric -22 to +90 degrees
- Adjustable angle footrest from -25 to +75 degrees
- Anti-trap gas struts fitted with release levers used on the back & footrest sections (optional electric backrest)
- 125mm swivel castors featuring a central locking & steering facility
- Clearance beneath frame allows access for mobile hoists
- Electric models (230V ~, 50/60Hz) fitted with a UK 3 pin plug & available with a hand or foot switch
- Hydraulic models use a foot pump pedal positioned on both sides of the couch
- Seamless & contoured upholstery using flame retardant & anti-microbial vinyl
- Swing down side support rails fitted to either side
- Frames prepared to accept optional accessories
- Maximum capacity 225kg



EC1335/VBB

Dimensions (w x d x h)

- 630 x 1790 x 490 - 950mm



Foot Switch

Standard Colours

- Paint - White
- Vinyl - Bristol Blue

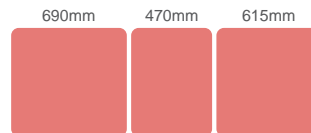



Hand Switch

Options

- E02 - Paper Roll Holder
- E04/U - Side Support Rails C/W Cushions Upgrade (Pair)
- E05 - Breather Hole & Plug
- E06 - Battery Back Up

Alternative colours available at extra cost. Change suffix 'VBB' on the product code with any of the following i.e. Electric with Electric Backrest - Hand Switch in Coastal Blue - EC1345/VCB



Item	Description	Weight
EC1330/VBB	Hydraulic	76.4kg
EC1335/VBB	Electric, Hand Switch	76.4kg
EC1340/VBB	Electric, Foot Switch	76.4kg
EC1345/VBB	Electric with Electric Backrest - Hand Switch	78.7kg
EC1350/VBB	Electric with Electric Backrest - Foot Switch	78.7kg



Examination & Treatment Couch Two Section, Fixed Height

Features

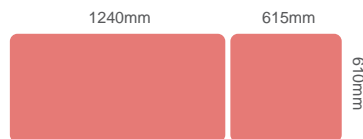
- Fixed height approx. 786mm
- Adjustable angle backrest 0 to +90 degrees using a scissor jack
- Adjustable feet allow levelling on uneven floors
- Seamless upholstery using flame retardant anti-microbial vinyl
- Paper roll holder fitted to foot end (suitable for rolls max 510mm wide x 200mm diameter)
- Supplied boxed for self-assembly
- Maximum capacity 125kg

Dimensions (w x d x h)


- 610 x 1860 x 795mm

Standard Colours

- Paint - White
- Legs - Chrome
- Vinyl - Bristol Blue



Alternative colours available at extra cost. Change suffix 'VBB' on the product code with any of the following i.e. Examination Couch in Chocolate - EC010/VCH



Item	Description	Weight
EC010/VBB	Examination Couch - Self-Assembly	29.0kg


Couch Steps One & Two Tread

Features

- Non-slip rubber feet & tread
- Tread dimension 460 x 250mm
- Tread Heights
 - One Tread - 180mm
 - Two Tread - 185 & 365mm
- One Step available with a handle for additional safety
- Handle height max. 1005mm
- Maximum capacity 125kg

Standard Colours


- Paint - White



CS010



CS015



CS005

Item	Description	Overall Dimensions (w x d x h)	Weight
CS005	Couch Step - One Tread	519 x 284 x 228mm	4.4kg
CS010	Couch Step - One Tread, Handle	519 x 284 x 1005mm	6.0kg
CS015	Couch Step - Two Tread	519 x 599 x 405mm	9.6kg



CS/28/VBB

Leg Rest - Adjustable

Features

- Independently adjustable legs
- Height & angle adjustment from 355 - 510mm
- Seamless upholstery using flame retardant anti-microbial vinyl
- Maximum capacity 25kg

Dimensions (w x d x h)

- Overall Dimensions - 460 x 305 x 350 - 510mm
- Upholstered Pad - 460 x 305mm

Standard Colours

- Paint - White
- Vinyl - Bristol Blue




CS/28/VFR



CS/28/VSD

Alternative colours available at extra cost. Change suffix 'VBB' on the product code



Item	Description	Weight
CS/28/VBB	Leg Rest - Adjustable	3.5kg

Other products that you may be interested in...

See Pages 52 & 53

Caretray Trolleys - Mild Steel, Standard Level, Single & Double Column



CTM1/10/3S2D



CTM2/10/6S4D - shown with optional
CT/IV, CT/CR2, GMBH/15 & CT/ALC



EC2215/VBB



Foot Switch



Hand Switch

Alternative colours available at extra cost. Change suffix 'VBB' on the product code with any of the following i.e. Electric with Electric Backrest - Hand Switch in Peach - EC2215/VPE



Examination & Treatment Couch Two Section, Bariatric

Features

- BS 2838-2: 1991 Examination & general treatment couches, build, performance & safety specifications
- EN 60601-1:2006+A12:2014 Medical electrical equipment. General requirements for basic safety & essential performance
- Electric height adjustment
- Height adjustment from 520 - 950mm
- Adjustable angle backrest
 - Manual -25 to +90 degrees
 - Electric -22 to +90 degrees
- Anti-trap gas strut fitted with a release lever used on the backrest section (optional electric)
- Retractable castors fitted to both ends to assist with movement & positioning
- One adjustable foot fitted to allow levelling on uneven floors
- Clearance beneath frame allows access for mobile hoists
- 230V ~, 50/60Hz actuator fitted with a UK 3 pin plug & available with a hand or foot switch
- Seamless upholstery using flame retardant antimicrobial vinyl
- Frames prepared to accept optional accessories
- Maximum capacity 325kg

Dimensions (w x d x h)

- 850 x 1790 x 520 - 950mm

Standard Colours

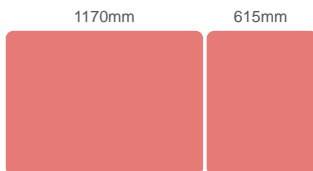
- Paint - White
- Vinyl - Bristol Blue

Options

- E03 - Side Support Rails (Pair)
- E04 - Side Support Rails C/W Cushions (Pair)
- E07 - Height Adjustable Armrests (Pair)
- E08 - Infusion Pole
- E18 - Battery Back Up
- E19 - Paper Roll Holder
- E21 - Breather Hole & Plug



Item	Description	Weight
EC2205/VBB	Electric, Hand Switch	79.0kg
EC2210/VBB	Electric, Foot Switch	79.0kg
EC2215/VBB	Electric with Electric Backrest - Hand Switch	81.3kg
EC2220/VBB	Electric with Electric Backrest - Foot Switch	81.3kg



Examination & Treatment Couch Two Section, Mobile, Bariatric



Features

- BS 2838-2: 1991 Examination & general treatment couches, build, performance & safety specifications
- EN 60601-1:2006+A12:2014 Medical electrical equipment. General requirements for basic safety & essential performance
- Electric height adjustment
- Height adjustment from 520 - 950mm
- Adjustable angle backrest
 - Manual -25 to +90 degrees
 - Electric -22 to +90 degrees
- Anti-trap gas strut fitted with a release lever used on the backrest section (optional electric)
- 125mm swivel castors featuring a central locking & steering facility
- Clearance beneath frame allows access for mobile hoists
- 230V ~, 50/60Hz actuator fitted with a UK 3 pin plug & available with a hand or foot switch
- Seamless upholstery using flame retardant antimicrobial vinyl
- Swing down side support rails fitted to either side
- Frames prepared to accept optional accessories
- Maximum capacity 325kg

Dimensions (w x d x h)

- 850 x 1790 x 520 - 950mm

Standard Colours

- Paint - White
- Vinyl - Bristol Blue

Options

- E04/U - Side Support Rails C/W Cushions Upgrade (Pair)
- E18 - Battery Back Up
- E19 - Paper Roll Holder
- E21 - Breather Hole & Plug



Foot Switch



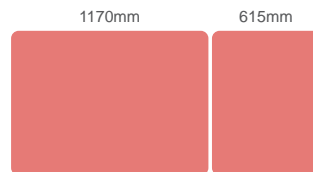
Hand Switch



EC2225/VBB



Alternative colours available at extra cost. Change suffix 'VBB' on the product code with any of the following i.e. Electric with Electric Backrest - Foot Switch in Bristol Blue - EC2240/VBB



Item	Description	Weight
EC2225/VBB	Electric, Hand Switch	85.2kg
EC2230/VBB	Electric, Foot Switch	85.2kg
EC2235/VBB	Electric with Electric Backrest - Hand Switch	87.5kg
EC2240/VBB	Electric with Electric Backrest - Foot Switch	87.5kg



Maximum capacity 325kg



EC2305/VBB



Foot Switch



Hand Switch

Alternative colours available at extra cost. Change suffix 'VBB' on the product code with any of the following i.e. Electric with Electric Backrest - Hand Switch in Peach - EC2315/VPE



Examination & Treatment Couch Three Section, Bariatric

Features

- BS 2838-2: 1991 Examination & general treatment couches, build, performance & safety specifications
- EN 60601-1:2006+A12:2014 Medical electrical equipment. General requirements for basic safety & essential performance
- Electric height adjustment
- Height adjustment from 520 - 950mm
- Adjustable angle backrest
 - Manual -25 to +90 degrees
 - Electric -22 to +90 degrees
- Adjustable angle footrest from -25 to +75 degrees
- Anti-trap gas strut fitted with a release lever used on the back & footrest sections (optional electric backrest)
- Retractable castors fitted to both ends to assist with movement & positioning
- One adjustable foot fitted to allow levelling on uneven floors
- Clearance beneath frame allows access for mobile hoists
- 230V ~, 50/60Hz actuator fitted with a UK 3 pin plug & available with a hand or foot switch
- Seamless upholstery using flame retardant antimicrobial vinyl
- Frames prepared to accept optional accessories
- Maximum capacity 325kg

Dimensions (w x d x h)

- 850 x 1790 x 520 - 950mm

Standard Colours

- Paint - White
- Vinyl - Bristol Blue

Options

- E03 - Side Support Rails (Pair)
- E04 - Side Support Rails C/W Cushions (Pair)
- E07 - Height Adjustable Armrests (Pair)
- E08 - Infusion Pole
- E18 - Battery Back Up
- E19 - Paper Roll Holder
- E21 - Breather Hole & Plug

Planned Preventative Maintenance
Contact us for details

Item	Description	Weight	690mm	470mm	615mm
EC2305/VBB	Electric, Hand Switch	81.8kg			
EC2310/VBB	Electric, Foot Switch	81.8kg			
EC2315/VBB	Electric with Electric Backrest - Hand Switch	84.1kg			
EC2320/VBB	Electric with Electric Backrest - Foot Switch	84.1kg			

Examination & Treatment Couch Three Section, Mobile, Bariatric



Features

- BS 2838-2: 1991 Examination & general treatment couches, build, performance & safety specifications
- EN 60601-1:2006+A12:2014 Medical electrical equipment. General requirements for basic safety & essential performance
- Electric height adjustment
- Height adjustment from 520 - 950mm
- Adjustable angle backrest
 - Manual -25 to +90 degrees
 - Electric -22 to +90 degrees
- Adjustable angle footrest from -25 to +75 degrees
- Anti-trap gas strut fitted with a release lever used on the back & footrest sections (optional electric backrest)
- 125mm swivel castors featuring a central locking & steering facility
- Clearance beneath frame allows access for mobile hoists
- 230V ~, 50/60Hz actuator fitted with a UK 3 pin plug & available with a hand or foot switch
- Seamless upholstery using flame retardant antimicrobial vinyl
- Swing down side support rails fitted to either side
- Frames prepared to accept optional accessories
- Maximum capacity 325kg



Dimensions (w x d x h)

- 850 x 1790 x 520 - 950mm

Standard Colours

- Paint - White
- Vinyl - Bristol Blue

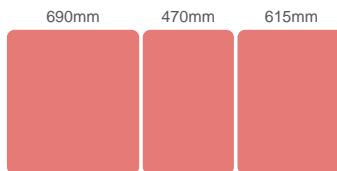



Foot Switch



Hand Switch

Alternative colours available at extra cost. Change suffix 'VBB' on the product code with any of the following i.e. Electric, Foot Switch in Flame Red - EC2330/VFR



Item	Description	Weight
EC2325/VBB	Electric, Hand Switch	88.0kg
EC2330/VBB	Electric, Foot Switch	88.0kg
EC2335/VBB	Electric with Electric Backrest - Hand Switch	90.3kg
EC2340/VBB	Electric with Electric Backrest - Foot Switch	90.3kg

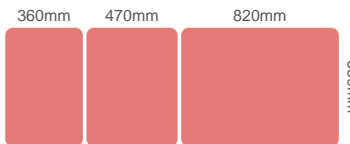


EC4305/VBB/E02/E13/E14

Alternative colours available at extra cost. Change suffix 'VBB' on the product code with any of the following i.e. Electric - Foot Switch in Peach - EC4315/VPE



Item	Description	Weight
EC4305/VBB	Hydraulic	66.5kg
EC4310/VBB	Electric - Hand Switch	66.5kg
EC4315/VBB	Electric - Foot Switch	66.5kg
EC4320/VBB	Electric with Electric Backrest - Hand Switch	68.8kg
EC4325/VBB	Electric with Electric Backrest - Foot Switch	68.8kg



Examination & Treatment Chair Drop End, Three Section

Features

- BS 2838-2: 1991 Examination & general treatment couches, build, performance & safety specifications
- EN 60601-1:2006+A12:2014 Medical electrical equipment. General requirements for basic safety & essential performance
- Electric or hydraulic height adjustment
- Height adjustment from 490 - 950mm
- Adjustable angle backrest
 - Manual -25 to +90 degrees
 - Electric -22 to +90 degrees
- Adjustable angle footrest from -90 to +10 degrees
- Anti-trap gas struts fitted with release levers used on the back & footrest sections (optional electric backrest)
- Retractable castors fitted to both ends to assist with movement & positioning
- One adjustable foot fitted to allow levelling on uneven floors
- Clearance beneath frame allows access for mobile hoists
- Electric models (230V ~, 50/60Hz) fitted with a UK 3 pin plug & available with a hand or foot switch
- Hydraulic models use a foot pump pedal positioned on both sides of the couch
- Seamless upholstery using flame retardant anti-microbial vinyl
- Frames prepared to accept optional accessories
- Maximum capacity 225kg

Dimensions (w x d x h)

- 630 x 1710 x 490 - 950mm

Standard Colours

- Paint - White
- Vinyl - Bristol Blue

Options

- E02 - Paper Roll Holder
- E05 - Breather Hole & Plug
- E06 - Battery Back Up
- E07 - Height Adjustable Armrests (Pair)
- E08 - Infusion Pole
- E09 - Bowl
- E10 - Bowl Support
- E13 - Phlebotomy Armrests (Pair)
- E14 - Side Support Loops (Pair)



Foot Switch



Hand Switch

Examination & Treatment Chair Drop End, Three Section, Bariatric



Features

- BS 2838-2: 1991 Examination & general treatment couches, build, performance & safety specifications
- EN 60601-1:2006+A12:2014 Medical electrical equipment. General requirements for basic safety & essential performance
- Electric height adjustment
- Height adjustment from 520 - 950mm
- Adjustable angle backrest
 - Manual -25 to +90 degrees
 - Electric -22 to +90 degrees
- Adjustable angle footrest from -90 to +10 degrees
- Anti-trap gas strut fitted with a release lever used on the back & footrest sections
- Retractable castors fitted to both ends to assist with movement & positioning
- One adjustable foot fitted to allow levelling on uneven floors
- Clearance beneath frame allows access for mobile hoists
- 230V ~, 50/60Hz actuator fitted with a UK 3 pin plug & available with a hand or foot switch
- Seamless upholstery using flame retardant antimicrobial vinyl
- Frames prepared to accept optional accessories
- Maximum capacity 325kg



EC4330/VBB

Planned Preventative Maintenance
Contact us for details

Dimensions (w x d x h)

- 850 x 1710 x 520 - 950mm

Standard Colours

- Paint - White
- Vinyl - Bristol Blue



Foot Switch

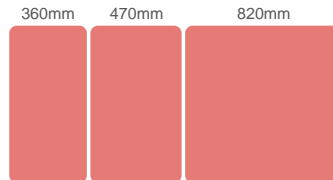


Hand Switch

Options

- E07 - Height Adjustable Armrests (Pair)
- E08 - Infusion Pole
- E09 - Bowl
- E10 - Bowl Support
- E13 - Phlebotomy Armrests (Pair)
- E14 - Side Support Loops (Pair)
- E18 - Battery Back Up
- E19 - Paper Roll Holder
- E21 - Breather Hole & Plug

Alternative colours available at extra cost. Change suffix 'VBB' on the product code with any of the following i.e. Electric with Electric Backrest - Foot Switch in Aquamarine - EC4345/VAQ



Item	Description	Weight
EC4330/VBB	Electric - Hand Switch	76.7kg
EC4335/VBB	Electric - Foot Switch	76.7kg
EC4340/VBB	Electric with Electric Backrest - Hand Switch	79.0kg
EC4345/VBB	Electric with Electric Backrest - Foot Switch	79.0kg



EC5305/VBB



Foot Switch



Hand Switch

Phlebotomy Chair Variable Height

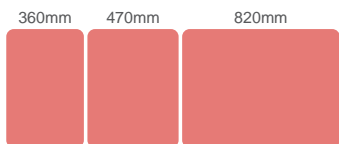
Features

- BS 2838-2: 1991 Examination & general treatment couches, build, performance & safety specifications
- EN 60601-1:2006+A12:2014 Medical electrical equipment. General requirements for basic safety & essential performance
- Electric or hydraulic height adjustment
- Height adjustment from 490 - 950mm
- Adjustable angle backrest
 - Manual -25 to +90 degrees
 - Electric -22 to +90 degrees
- Adjustable angle footrest from -90 to +10 degrees
- Anti-trap gas struts fitted with release levers used on the back & footrest sections (optional electric backrest)
- Retractable castors fitted to both ends to assist with movement & positioning
- One adjustable foot fitted to allow levelling on uneven floors
- Clearance beneath frame allows access for mobile hoists
- Electric models (230V ~, 50/60Hz) fitted with a UK 3 pin plug & available with a hand or foot switch
- Hydraulic models use a foot pump pedal positioned on both sides of the couch
- Seamless upholstery using flame retardant anti-microbial vinyl
- Adjustable polyurethane phlebotomy armrests
- Side support loops assist with patient mount & dismount (self-assembly)
- Paper roll holder (suitable for rolls max 510mm wide x 200mm diameter)
- Frames prepared to accept optional accessories
- Maximum capacity 225kg

Alternative colours available at extra cost. Change suffix 'VBB' on the product code with any of the following i.e. Electric - Foot Switch in Graphite - EC5315/VGH



Item	Description	Weight
EC5305/VBB	Hydraulic	67.0kg
EC5310/VBB	Electric - Hand Switch	67.0kg
EC5315/VBB	Electric - Foot Switch	67.0kg
EC5320/VBB	Electric with Electric Backrest - Hand Switch	69.3kg
EC5325/VBB	Electric with Electric Backrest - Foot Switch	69.3kg



Dimensions (w x d x h)

- 770 x 1710 x 490 - 950mm

Standard Colours

- Paint - White
- Vinyl - Bristol Blue

Options

- E06 - Battery Back Up

Phlebotomy Chair

Variable Height, Bariatric



Features

- BS 2838-2: 1991 Examination & general treatment couches, build, performance & safety specifications
- EN 60601-1:2006+A12:2014 Medical electrical equipment. General requirements for basic safety & essential performance
- Electric height adjustment
- Height adjustment from 490 - 950mm
- Adjustable angle backrest
 - Manual -25 to +90 degrees
 - Electric -22 to +90 degrees
- Adjustable angle footrest from -90 to +10 degrees
- Anti-trap gas struts fitted with release levers used on the back & footrest sections
- Retractable castors fitted to both ends to assist with movement & positioning
- One adjustable foot fitted to allow levelling on uneven floors
- Clearance beneath frame allows access for mobile hoists
- 230V ~, 50/60Hz actuator fitted with a UK 3 pin plug & available with a hand or foot switch
- Seamless upholstery using flame retardant anti-microbial vinyl
- Adjustable polyurethane phlebotomy armrests
- Side support loops assist with patient mount & dismount (self-assembly)
- Paper roll holder (suitable for rolls max 510mm wide x 200mm diameter)
- Frames prepared to accept optional accessories
- Maximum capacity 325kg



EC5345/VBB



Foot Switch



Hand Switch

Dimensions (w x d x h)

- 990 x 1710 x 490 - 950mm

Standard Colours



- Paint - White
- Vinyl - Bristol Blue

Planned Preventative Maintenance
Contact us for details

Options

- E18 - Battery Back Up

Alternative colours available at extra cost. Change suffix 'VBB' on the product code with any of the following i.e. Electric with Electric Backrest - Hand Switch in Onyx Black - EC5340/VOB



Item	Description	Weight
EC5330/VBB	Electric - Hand Switch	77.2kg
EC5335/VBB	Electric - Foot Switch	77.2kg
EC5340/VBB	Electric with Electric Backrest - Hand Switch	79.5kg
EC5345/VBB	Electric with Electric Backrest - Foot Switch	79.5kg




CE



EC5000/VBB

Alternative colours available at extra cost. Change suffix 'VBB' on the product code with any of the following i.e. Fixed Height Phlebotomy Chair in Aquamarine - EC5000/VAQ



Item	Description	Seat Height	Weight
EC5000/VBB	Fixed Height	485mm	15.0kg

Phlebotomy Chair Fixed Height

Features

- BS EN 16139: 2013 Level 2. Furniture. Strength, durability & safety. Requirements for non-domestic seating
- BS 4875: Part 1: 2001 Test Level 4 (strength & durability)
- BS 7945: 1999 (stability)
- Certified for use up to 32 stone (203kg)
- Stable four leg design
- Black finish tubular frame
- Seamless upholstery using flame retardant anti-microbial vinyl
- Adjustable polyurethane phlebotomy armrest
- Armrest can be positioned on either side of the chair (additional armrest available if required)
- Maximum capacity 203kg

Dimensions (w x d x h)

- 620 x 580 x 800mm

Standard Colours

- Paint - Black
- Vinyl - Bristol Blue

Options

- E15 - Phlebotomy Armrest (Single)



Paper Roll Holder

E02

- Fitted to the head section
- Suitable for rolls max 510mm wide x 200mm diameter



Side Support Rails (Pair)

E03

- Swing down-side support rails
- Can be added to either one or both sides of the couch to provide additional safety for patients



Cushioned Side Support Rails (Pair)

E04 - E04/U

- Vinyl upholstered swing down-side support rails
- Can be added to either one or both sides of the couch to provide additional safety for patients
- Upgrade option for factory fitted side support rails (E04/U)



Breather Hole & Plug

E05

- Breather hole located in backrest section to improve patient comfort when in the prone position
- Supplied with a plug / insert



Battery Back Up

E06

- Allows the couch to be lowered in a controlled manner in the event of a power failure
- Provides enough charge for 1-3 cycles



Height Adjustable Armrests (Pair)

E07

- Height adjustable easy clean moulded polyurethane armrests



Infusion Pole

E08


- Height adjustable two hook infusion pole
- Cannot be fitted in conjunction with side support rails - E03, E04, E04/U



Bowl

E09

- 360mm diameter 304 Grade stainless steel bowl



Bowl Support

E10

- Support to hold 360mm diameter 304 Grade stainless steel bowl
- Order bowl separately



Lithotomy Stirrups (Pair)

E11

- Traditional lithotomy stirrups



Leg Supports (Pair)

E12


- Fully adjustable easy clean moulded polyurethane leg supports



Phlebotomy Armrests (Pair)

E13

- Fully adjustable easy clean moulded polyurethane armrests



Side Support Loops (Pair)

E14

- Side support loops to assist mount / dismount & provide patient security



Phlebotomy Armrest (Single)

E15

- Fully adjustable easy clean moulded polyurethane armrest
- Compatible with EC5000



Battery Back Up

E18 (Bariatric Couch)

- Allows the couch to be lowered in a controlled manner in the event of a power failure
- Provides enough charge for 1-3 cycles



Paper Roll Holder

E19 (Bariatric Couch)

- Fitted to the head section
- Suitable for rolls max 510mm wide x 200mm diameter



Breather Hole & Plug

E21 (Bariatric Couch)

- Breather hole located in backrest section to improve patient comfort when in the prone position
- Supplied with a plug / insert



General Purpose Trolleys

Stainless Steel Trolleys - Heavy Duty	190
Stainless Steel - Light Duty	191
Polymer - Shallow & Deep Shelves	192
Mild Steel - Laminate Shelves	193



WT/37/3

WT/37/2

General Purpose Trolley Stainless Steel, Heavy Duty

Features

- Seamlessly welded from 304 grade stainless steel for strength & ease of cleaning
- Fixed shelves with three sides up & one down (shelf size 920 x 535mm)
- Available with two or three shelves, shelf heights
 - Two shelf - 280 & 860mm
 - Three shelf - 220, 540 & 860mm
- Maximum capacity per shelf 75kg
- 125mm pressed steel castors

Dimensions (w x d x h)

- No Ring Buffers - 1000 x 570 x 1020mm
- Ring Buffers - 1030 x 600 x 1020mm

Standard Colours

- Stainless Steel

Options

- C008 - 125mm Castors, Heavy Duty Pressed Steel, 2 x Braking, 2 x Non-Braking (set of 4) - Factory fitted

Item	Description	Weight
WT/37/2	Stainless Steel - Heavy Duty, Two Shelves	28.0kg
WT/37/3	Stainless Steel - Heavy Duty, Three Shelves	37.5kg
WT/37/2/ZP010	Stainless Steel - Heavy Duty, Two Shelves, Ring Buffers	28.2kg
WT/37/3/ZP010	Stainless Steel - Heavy Duty, Three Shelves, Ring Buffers	37.7kg

General Purpose Trolley

Stainless Steel, Light Duty

Features

- Seamlessly welded from 304 grade stainless steel for strength & ease of cleaning
- Fixed liquid retaining sunken shelves (shelf size 825 x 430mm)
- Available with two or three shelves, shelf heights
 - Two shelf - 250 & 870mm
 - Three shelf - 250, 560 & 870mm
- Maximum capacity per shelf 50kg
- 100mm pressed steel castors

Dimensions (w x d x h)

- No Ring Buffers - 1100 x 540 x 1040mm
- Ring Buffers - 1100 x 580 x 1040mm

Standard Colours

- Stainless Steel



WT/33/SS/2/ZP005

WT/33/SS/3

Item	Description	Weight
WT/33/SS/2	Stainless Steel - Light Duty, Two Shelves	16.0kg
WT/33/SS/3	Stainless Steel - Light Duty, Three Shelves	22.0kg
WT/33/SS/2/ZP005	Stainless Steel - Light Duty, Two Shelves, Ring Buffers	16.2kg
WT/33/SS/3/ZP005	Stainless Steel - Light Duty, Three Shelves, Ring Buffers	22.2kg

General Purpose Trolley Polymer, Shallow Shelves

Features

- Easy to clean corrosion resistant high-density polyethylene shelves (not suitable for use with automated washers)
- 11mm raised edge retains spills & prevents items from sliding off during transport
- Microban® product protection inhibits growth of bacteria & aids infection control
- Ergonomic handle & recessed shelves provide additional legroom allowing you to push the cart without hitting your shins & feet
- Chrome plated posts offers shelf adjustment in 25mm increments
- Available with two / three shelves in three sizes
- Small - 620 x 415mm (internal) at heights 185, 515 & 845mm (lower shelves adjustable)
 - Easy grip handle & utility tray
 - Maximum capacity per shelf 68kg / per cart 136kg
 - 100mm pressed steel castors
- Medium - 693 x 541mm (internal) at heights 185, 515 & 845mm (lower shelves adjustable)
 - Handle has built in recessed support channel to manage odd shaped items
 - Maximum capacity per shelf 68kg / per cart 136kg
 - 100mm pressed steel castors
- Large - 833 x 652mm (internal) at heights & 218, 548 & 878mm (lower shelves adjustable)
 - Handle has built in slot to hold scanners & labellers
 - Maximum capacity per shelf 90kg / per cart 180kg
 - 125mm pressed steel castors
- Self-assembly (supplied boxed)

General Purpose Trolley Polymer, Deep Shelves

Features

- Easy to clean corrosion resistant high-density polyethylene shelves (not suitable for use with automated washers)
- 70mm deep shelves retains spills & prevents items from sliding off during transport
- Microban® product protection inhibits growth of bacteria & aids infection control
- Chrome plated posts offers shelf adjustment in 25mm increments
- Available with two / three shelves in two sizes
 - Small - 730 x 469mm (internal) at heights 140, 470 & 800mm (lower shelves adjustable)
 - Large - 877 x 616mm (internal) at heights 140, 470 & 800mm (lower shelves adjustable)
- Max capacity per shelf 68kg / per cart 136kg
- 100mm pressed steel castors
- Self-assembly (supplied boxed)



Standard Colours

- Uprights - Chrome
- Shelves - Blue

Item	Shelves	Weight
Small - 805 x 470 x 902mm		
8MY1627-24BU	2	12.9kg
8MY1627-34BU	3	15.4kg
Medium - 877 x 600 x 902mm		
8MY2030-24BU	2	14.9kg
8MY2030-34BU	3	18.8kg
Large - 1023 x 704 x 937mm		
8MY2636-25BU	2	18.1kg
8MY2636-35BU	3	23.1kg



8MY1627-34BU

Standard Colours

- Uprights - Chrome
- Shelves - Blue

Item	Shelves	Weight
Small - 850 x 547 x 1067mm		
8BC2030-2DMB	2	13.0kg
8BC2030-3DMB	3	17.0kg
Large - 997 x 691 x 1067mm		
8BC2636-2DMB	2	15.9kg
8BC2636-3DMB	3	21.1kg



8BC2030-3DMB

General Purpose Trolley

Mild Steel, Laminate Shelves

Features

- Laminate shelves
- Available with two or three shelves in two sizes
- Shelf heights
 - Two shelf - 210 & 845mm
 - Three shelf - 210, 525 & 845mm
- Shelf size
 - Small - 705 x 445mm
 - Large - 855 x 445mm
- Maximum capacity per shelf 40kg
- 100mm pressed steel castors

Standard Colours

- Paint - Grey
- Shelf - Spearmint

Options

- ZP005 - Ring Buffers



GP015








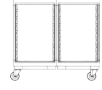

Item	Description	Weight
Small - 972 x 545 x 1035mm		
GP005	Mild Steel - Two Laminate Shelves, Small	18.0kg
GP015	Mild Steel - Three Laminate Shelves, Small	23.0kg
Large - 1122 x 545 x 1035mm		
GP025	Mild Steel - Two Laminate Shelves, Large	20.0kg
GP035	Mild Steel - Three Laminate Shelves, Large	26.5kg










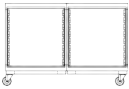
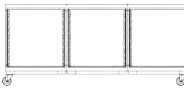
HTM71 Storage Solutions

ScanCell® Carts	196
Distribution Trolleys	201
Open Transfer / Transport Trolleys	203
HTM71 Racking	204
Trays, Baskets, Dividers & Accessories	206

Type A - 600mm Insertion

						
706mm Cart Depth	905mm High	1055mm High	1205mm High	1503mm High	1803mm High	
462mm Wide		4A1OF09	4A1OF10	4A1OF12	4A1OF15	4A1OF18
924mm Wide		4A2OF09	4A2OF10	4A2OF12	4A2OF15	4A2OF18
1386mm Wide		4A3OF09	4A3OF10	4A3OF12	4A3OF15	4A3OF18

Type B - 400mm Insertion

						
494mm Cart Depth	905mm High	1055mm High	1205mm High	1503mm High	1803mm High	
662mm Wide		4B1OF09	4B1OF10	4B1OF12	4B1OF15	4B1OF18
1324mm Wide		4B2OF09	4B2OF10	4B2OF12	4B2OF15	4B2OF18
1986mm Wide		4B3OF09	4B3OF10	4B3OF12	4B3OF15	4B3OF18

ScanCell® Carts - Open Fronts



Features

- Mobile open front storage carts for use with 600 x 400mm trays & baskets
- Available as single, double & treble columns in a range of heights
- Lightweight easyclean design
- Injection moulded ABS top / chassis with aluminium corner profiles, laminate sides & back
- Fitted with angled / horizontal side panels to suit 400 or 600mm insertions
 - Type A - 600mm Insertions
 - Type B - 400mm Insertions
- 125mm polymer castors, 2 off braking

Standard Colours

- Body - Grey

Trays, Baskets, Dividers
& Accessories
Page 206 - 209

Options

- 4UR1A - Utility Rail, Type A (Cart Heights 905mm, 1055mm, 1205mm)
- 4UR1B - Utility Rail, Type B (Cart Heights 905mm, 1055mm, 1205mm)
- 4PR1A - Push Rail, Type A (Cart Heights 1503mm, 1803mm)
- 4PR1B - Push Rail, Type B (Cart Heights 1503mm, 1803mm)



4A1OF12
(trays & baskets not included)



4B1OF12
(trays & baskets not included)

Features

- Mobile storage carts fitted with roller shutters for use with 600 x 400mm trays & baskets
- Available as single, double & treble columns in a range of heights
- Lightweight easyclean design
- Injection moulded ABS top / chassis with aluminium corner profiles, laminate sides & back, polypropylene roller shutter
- Fitted with angled / horizontal side panels to suit 400 or 600mm insertions
 - Type A - 600mm Insertions
 - Type B - 400mm Insertions
- 125mm polymer castors, 2 off braking

Standard Colours

- Body - Grey

Trays, Baskets, Dividers
& Accessories
Page 206 - 209

Options

- 4UR1A - Utility Rail, Type A (Cart Heights 905mm, 1055mm, 1205mm)
- 4UR1B - Utility Rail, Type B (Cart Heights 905mm, 1055mm, 1205mm)
- 4PR1A - Push Rail, Type A (Cart Heights 1503mm, 1803mm)
- 4PR1B - Push Rail, Type B (Cart Heights 1503mm, 1803mm)



4A1RS12
(trays & baskets not included)

4B1RS10








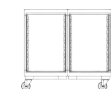

Type A - 600mm Insertion

706mm Cart Depth		905mm High	1055mm High	1205mm High	1503mm High	1803mm High
462mm Wide		4A1RS09	4A1RS10	4A1RS12	4A1RS15	4A1RS18
924mm Wide		4A2RS09	4A2RS10	4A2RS12	4A2RS15	4A2RS18
1386mm Wide		4A3RS09	4A3RS10	4A3RS12	4A3RS15	4A3RS18










Type B - 400mm Insertion

494mm Cart Depth		905mm High	1055mm High	1205mm High	1503mm High	1803mm High
662mm Wide		4B1RS09	4B1RS10	4B1RS12	4B1RS15	4B1RS18
1324mm Wide		4B2RS09	4B2RS10	4B2RS12	4B2RS15	4B2RS18
1986mm Wide		4B3RS09	4B3RS10	4B3RS12	4B3RS15	4B3RS18

Type A - 600mm Insertion

					
706mm Cart Depth	905mm High	1055mm High	1205mm High	1503mm High	1803mm High
462mm Wide	4A1DR09	4A1DR10	4A1DR12	4A1DR15	4A1DR18
					
924mm Wide	4A2DR09	4A2DR10	4A2DR12	4A2DR15	4A2DR18
					
1386mm Wide	4A3DR09	4A3DR10	4A3DR12	4A3DR15	4A3DR18
					

Type B - 400mm Insertion

					
494mm Cart Depth	905mm High	1055mm High	1205mm High	1503mm High	1803mm High
662mm Wide	4B1DR09	4B1DR10	4B1DR12	4B1DR15	4B1DR18
					
1324mm Wide	4B2DR09	4B2DR10	4B2DR12	4B2DR15	4B2DR18
					
1986mm Wide	4B3DR09	4B3DR10	4B3DR12	4B3DR15	4B3DR18
					

ScanCell® Carts - Doors



Features

- Mobile storage carts fitted with doors for use with 600 x 400mm trays & baskets
- Available as single, double & treble columns in a range of heights
- Lightweight easy clean design
- Injection moulded ABS top / chassis with aluminium corner profiles, laminate sides & back, post form / plastic finish doors
- Fitted with angled / horizontal side panels to suit 400 or 600mm insertions
- Type A - 600mm Insertion - Single door for each column
 - Single Column - R/H Hinged
 - Double Column - R/H & L/H Hinged
 - Treble Column - 1 x R/H & 2 x L/H Hinged
- Type B - 400mm Insertion - Double doors for each column
- 125mm polymer castors, 2 off braking

Standard Colours

- Body - Grey

Trays, Baskets, Dividers & Accessories
Page 206 - 209

Options

- 4UR1A - Utility Rail, Type A (Cart Heights 905mm, 1055mm, 1205mm)
- 4UR1B - Utility Rail, Type B (Cart Heights 905mm, 1055mm, 1205mm)
- 4PR1A - Push Rail, Type A (Cart Heights 1503mm, 1803mm)
- 4PR1B - Push Rail, Type B (Cart Heights 1503mm, 1803mm)



4A1DR10
(trays & baskets not included)

4B1DR10

ScanCell® Carts - Vario Drawers



Features

- Mobile storage carts fitted with vario drawers & supplied with 600 x 400mm trays
- Available as single, double & treble columns in a range of heights
- Lightweight easy clean design
- Injection moulded ABS top / chassis with aluminium corner profiles, laminate sides & back
- Type B - 400mm Insertions
- 125mm polymer castors, 2 off braking

Dimensions (w x d x h)

- Single Column - 662 x 494 x Height
- Double Column - 1324 x 494 x Height
- Treble Column - 1986 x 494 x Height

Standard Colours

- Body / Drawers - Grey
- Drawer Handle - Blue

TYPE B - 400mm Insertion



Options

- 4UR1B - Utility Rail (Cart Height - 905mm, 1055mm, 1205mm)
- 4PR1B - Push Rail (Cart Height - 1503mm)

Item	50mm Tray	100mm Tray	200mm Tray	300mm Tray
Height - 905mm				
4B1VD09/A	1	2	1	
4B1VD09/B		4		
4B1VD09/C	2	3		
4B2VD09/AA*	2	4	2	
4B3VD09/AAA**	3	6	3	
Height - 1055mm				
4B1VD10/D	1	3	1	
4B1VD10/E		5		
4B1VD10/F	2	4		
4B2VD10/DD*	2	6	2	
4B3VD10/DDD**	3	9	3	
Height - 1205mm				
4B1VD12/G	1	4	1	
4B1VD12/H	2	2	2	
Height - 1503mm				
4B1VD15/I	1	6	1	
4B1VD15/J	1	4	1	1

*double column **treble column



HTM71 Storage Solutions



ScanCell® Carts - Telescopic Drawers

Features

- Mobile storage carts with telescopic drawers supplied with 600 x 400mm trays & baskets
- Available as single, double & treble columns in a range of heights
- Lightweight easy clean design
- Injection moulded ABS top / chassis with aluminium corner profiles, laminate sides & back
- Type B - 400mm Insertions
- Fitted with horizontal side panels to suit 400 insertions
- 125mm polymer castors, 2 off braking

Dimensions (w x d x h)

- Single Column - 662 x 494 x Height
- Double Column - 1324 x 494 x Height

Standard Colours

- Body / Drawers - Grey

Trays, Baskets, Dividers
& Accessories
Page 206 - 209

Options

- 4UR1B - Utility Rail (Cart Height - 905mm, 1055mm, 1205mm)

Item	50mm Tray	100mm Tray	200mm Basket
Height - 905mm			
4B1TD09/A	1	2	1
4B1TD09/B		4	
4B1TD09/C	2	3	
4B2TD09/AA *	2	4	2
Height - 1055mm			
4B1TD10/D	1	3	1
4B1TD10/E		5	
4B1TD10/F	2	4	
4B1TD10/G	10		
Height - 1205mm			
4B1TD12/H	1	4	1
4B1TD12/I	2	5	
4B1TD12/J	6	3	

*double column

ScanCell® Carts - Compact



Features

- Mobile storage carts with telescopic drawers supplied with 300 x 400mm trays & baskets
- Lightweight easyclean design
- Injection moulded ABS top / chassis with aluminium corner profiles, laminate sides & back
- Type D - 400mm Insertions
- 125mm polymer castors, 2 off braking

Dimensions (w x d x h) Options

- 462 x 494 x 905mm
- 4UR1B - Utility Rail (Type B)

Standard Colours

- Body / Drawers - Grey



4D1TD09/A shown with optional utility rail

Distribution Trolleys - Compact

Features

- Mobile distribution trolleys for use with 300 x 400mm trays & baskets
- Available in mild & 304 grade stainless steel
 - Mild Steel - Welded & powder coated
 - Stainless Steel - Seamlessly welded for ease of cleaning
- Runners allow trays to be accessed from either side (4 stops required per tray / basket)
 - Type D - 400mm insertion
- Trays & baskets can be supported on the upper & lower frame (optional solid grade laminate worktop)
- 75mm pressed steel castors

Dimensions (w x d x h)

- 360 x 460 x 850mm

Standard Colours

- Paint - Grey

Options

- ZP010 - Ring Buffers
- 4D1SLWT- Solid Grade Laminate Worktop



4D1DSTCM (trays & baskets not included)

TYPE D - 400mm Insertion



Item	50mm Tray	100mm Tray	200mm Basket
4D1TD09/A	1	2	1
4D1TD09/B		4	

Item	Description
4D1DSTCM	Compact, Single Column, Mild Steel
4D1DSTCS	Compact, Single Column, Stainless Steel



4A2DSTS
(trays & baskets
not included)

4A1DSTM
(trays & baskets
not included)

Distribution Trolleys

Features

- Mobile distribution trolleys for use with 600 x 400mm trays & baskets
- Available in mild & 304 grade stainless steel
 - Mild Steel - Welded & powder coated
 - Stainless Steel - Seamlessly welded for ease of cleaning
- Runners allow trays to be accessed from either side (4 stops required per tray / basket)
 - Type A - 600mm insertion
 - Type B - 400mm insertion
- Trays & baskets can be supported on the upper & lower frame (optional solid grade laminate worktop)
- 75mm pressed steel castors

Standard Colours

- Paint - Grey

Options

- ZP010 - Ring Buffers
- 4A1SLWT - Solid Grade Laminate Worktop, Single Column (Type A)
- 4A2SLWT - Solid Grade Laminate Worktop, Double Column (Type A)
- 4B1SLWT - Solid Grade Laminate Worktop, Single Column (Type B)

Trays, Baskets, Dividers
& Accessories
Page 206 - 209

TYPE A - 600mm Insertion



TYPE B - 400mm Insertion



Item	Description	Overall Dimensions (w x d x h)
Mild Steel		
4A1DSTM	Single Column, Type A, Mild Steel	460 x 655 x 850mm
4A2DSTM	Double Column, Type A, Mild Steel	895 x 655 x 850mm
4B1DSTM	Single Column, Type B, Mild Steel	660 x 455 x 850mm
Stainless Steel		
4A1DSTS	Single Column, Type A, Stainless Steel	460 x 655 x 850mm
4A2DSTS	Double Column, Type A, Stainless Steel	895 x 655 x 850mm
4B1DSTS	Single Column, Type B, Stainless Steel	660 x 455 x 850mm

Open Transfer / Transport Trolleys

Features

- Mobile transfer / transport trolleys for use with 600 x 400mm trays & baskets
- Available in mild & 304 grade stainless steel
 - Mild Steel - Welded & powder coated
 - Stainless Steel - Seamlessly welded for ease of cleaning
- Runners allow trays to be accessed from either side (4 stops required per tray / basket)
 - Type A - 600mm insertion
- Push handles at either end
- Ring buffers to protect the trolley / fabric of the building
- Castors
 - Single / Double Column - 125mm pressed steel castors, 2 off braking
 - Treble Column - 200mm heavy duty pressed steel castors, 2 off fixed, 2 off swivel braking

Standard Colours

- Paint - Grey

Options

- 4A1OTTNC - Nylon Cover (Single Column)
- 4A2OTTNC - Nylon Cover (Double Column)
- 4A3OTTNC - Nylon Cover (Treble Column)



4A1OTTSS
(trays & baskets not included)



4A3OTTM

TYPE A - 600mm Insertion



Item	Description	Overall Dimensions (w x d x h)
Mild Steel		
4A1OTTM	Single Column, Type A, Mild Steel	665 x 725 x 1555mm
4A2OTTM	Double Column, Type A, Mild Steel	1100 x 725 x 1555mm
4A3OTTM	Treble Column, Type A, Mild Steel	1535 x 725 x 1635mm
Stainless Steel		
4A1OTTSS	Single Column, Type A, Stainless Steel	665 x 725 x 1555mm
4A2OTTSS	Double Column, Type A, Stainless Steel	1100 x 725 x 1555mm
4A3OTTSS	Treble Column, Type A, Stainless Steel	1535 x 725 x 1635mm



Room Design & Installation Service Available



2HH-7532293
Wall Mounting Bracket



2HH-7532277
10mm Plastic Cover Cap

4HH-HTM71/S1/400
Runners, trays, baskets, dividers & angle brackets not included (order separately)

Components

- 2HH-7532301-HH - Base Unit, Type A, 600mm Insertion (x 1)
- 2HH-7532311 - Extension Unit, Type A, 600mm Insertion (x 1)
- 2HH-7532356 - Runners, Type A, 600mm Insertion (pair)
- 2HH-7532329 - Angle Adaptor Plate, Type A, 600mm Insertion (pair)
- 2HH-7532304-HH - Base Unit, Type B, 400mm Insertion (x 1)
- 2HH-7532314 - Extension Unit, Type B, 400mm Insertion (x 1)
- 2HH-7532355 - Runners, Type B, 400mm Insertion (pair)
- 2HH-7532328 - Angle Adaptor Plate, Type B, 400mm Insertion (pair)
- 2HH-7532320 - Adjustable Foot Set (x 4)
- 2HH-7532321 - Adjustable Foot Set (x 2)
- 2HH-7532322 - 50mm Pressed Steel Castors (2 x Braking / 2 x Non-Braking)
- 2HH-7532323 - 50mm Pressed Steel Castors (1 x Braking / 1 x Non-Braking)
- 2HH-7532324 - 80mm Pressed Steel Castors (2 x Braking / 2 x Non-Braking)
- 2HH-7532325 - 80mm Pressed Steel Castors (1 x Braking / 1 x Non-Braking)

HTM71 Racking

Features

- Fully configurable freestanding modular racking for use with 600 x 400mm modular trays & baskets
- Available to suit 600 or 400mm insertions
 - Type A - 600mm insertion
 - Type B - 400mm insertion
- Trays & baskets supported on adjustable moulded plastic/glass fibre runners
- Runners can be positioned horizontal or angled (approx. 25 degrees - requires angle adaptor brackets)
- Integral stops on the runners allow trays/baskets to be accessible in two positions
 - Straight (approx. 5 degrees)
 - Angled (approx. 25 degrees)
- Runners offer pass through facility allowing access on either side
- Anodised extruded aluminium uprights & cross members
- Bolted construction using high quality moulded fixings provides rigidity & allows the system to be altered easily
- Available as either static or mobile units
 - Static - Adjustable feet allow levelling on uneven floors
 - Mobile - 50/80mm pressed steel castors
- Optional wall mounting brackets allow static units to be fixed securely to the wall, (when units are loaded over 100kg)
- Supplied for self-assembly

Dimensions (w x d x h)

Static

Type A - 600mm Insertion

- Single Bay - 494 x 642 x 1940mm
- Double Bay - 937 x 642 x 1940mm

Type B - 400mm Insertion

- Single Bay - 694 x 442 x 1940mm
- Double Bay - 1337 x 442 x 1940mm

Mobile

Type A - 600mm Insertion

- Single Bay - 494 x 642 x 1996mm
- Double Bay - 937 x 642 x 1996mm

Type B - 400mm Insertion

- Single Bay - 694 x 442 x 1996mm
- Double Bay - 1337 x 442 x 1996mm

Standard Colours

- Uprights & Cross Members - Anodised Aluminium
- Plastic Mouldings - Green/Grey

Options

- 2HH-7532293 - Wall Mounting Bracket
- 2HH-7532277 - 10mm Plastic Cover Cap

Static - Adjustable Feet

Item	Description	Weight
Type A - 600mm Insertion		
4HH-HTM71/S1/600	Static, Single Bay, 600mm Insertion	10.3kg
4HH-HTM71/S2/600	Static, Double Bay, 600mm Insertion	16.1kg
Type B - 400mm Insertion		
4HH-HTM71/S1/400	Static, Single Bay, 400mm Insertion	10.2kg
4HH-HTM71/S2/400	Static, Double Bay, 400mm Insertion	16.3kg



4HH-HTM71/S2/600
Runners, trays, baskets, dividers
not included (order separately)



4HH-HTM71/M52/400
Runners, trays, baskets, dividers
not included (order separately)



4HH-HTM71/M51/600
Runners, trays, baskets, dividers
not included (order separately)

Mobile - 50mm Castors

Item	Description	Weight
Type A - 600mm Insertion		
4HH-HTM71/M51/600	Mobile, Single Bay, 600mm Insertion	11.1kg
4HH-HTM71/M52/600	Mobile, Double Bay, 600mm Insertion	17.3kg
Type B - 400mm Insertion		
4HH-HTM71/M51/400	Mobile, Single Bay, 400mm Insertion	11.0kg
4HH-HTM71/M52/400	Mobile, Double Bay, 400mm Insertion	17.5kg

Trays & Baskets

Type D - Size 300 x 400mm

Item	Description
------	-------------



Tray - ABS, 50mm
 Dimensions (w x d x h): 300 x 400 x 50mm
 Material: ABS Grey

2HH-7014050



Basket - ABS, 100mm
 Dimensions (w x d x h): 300 x 400 x 100mm
 Material: ABS Grey

2HH-7014100



Basket - ABS, 200mm
 Dimensions (w x d x h): 300 x 400 x 200mm
 Material: ABS Grey

2HH-7014200

Type A & B - Size 600 x 400mm

Item	Description
------	-------------



Tray - ABS, 50mm
 Dimensions (w x d x h): 600 x 400 x 50mm
 Material: ABS Grey

2HH-7011050



Tray - ABS, 100mm
 Dimensions (w x d x h): 600 x 400 x 100mm
 Material: ABS Grey

2HH-7011100



Basket - ABS, 100mm
 Dimensions (w x d x h): 600 x 400 x 100mm
 Material: ABS Grey

2HH-7012100



Basket - ABS, 200mm
 Dimensions (w x d x h): 600 x 400 x 200mm
 Material: ABS Grey

2HH-7012200



Tray/Lid - ABS, 15mm
 Dimensions (w x d x h): 600 x 400 x 15mm
 Material: Plastic Grey

2HH-K561039D

Dividers











Type D - Size 300 x 400mm

Item	Description	Tray/Basket Compatibility
 2HH-7810103	Divider - PC Dimensions (w x h): 300 x 50mm Material: Polycarbonate, Transparent	2HH-7014050
 2HH-7810102	Divider - PC Dimensions (w x h): 400 x 50mm Material: Polycarbonate, Transparent	2HH-7014050 2HH-7011050
 2HH-7811206N	Divider - ABS Dimensions (w x h): 300 x 100mm Material: ABS Grey	2HH-7014100
 2HH-7811205N	Divider - ABS Dimensions (w x h): 400 x 100mm Material: ABS Grey	2HH-7014100 2HH-7012100
 2HH-7811306	Divider - ABS Dimensions (w x h): 300 x 200mm Material: ABS Grey	2HH-7014200

Item	Description	Tray/Basket Compatibility
 2HH-7811305	Divider - ABS Dimensions (w x h): 400 x 200mm Material: ABS Grey	2HH-7014200 2HH-7012200
 2HH-241302	Sliding Divider - SAN Dimensions (w x h): 170 x 45mm Material: Plastic, Transparent	2HH-7014050 2HH-7011050
 2HH-241301	Sliding Divider - SAN (including cardholder) Dimensions (w x h): 170 x 45mm Material: Plastic, Transparent	2HH-7014050 2HH-7011050
 2HH-240820	Sliding Divider - SAN Dimensions (w x h): 170 x 100mm Material: Plastic, Transparent	2HH-7014100
 2HH-240821	Sliding Divider - SAN (including cardholder) Dimensions (w x h): 170 x 100mm Material: Plastic, Transparent	2HH-7014100


Dividers

Type A & B - Size - 600 x 400mm

Item	Description	Tray/Basket Compatibility	Item	Description	Tray/Basket Compatibility
 2HH-7810105	Divider - ABS Dimensions (w x h): 400 x 50mm Material: ABS Grey	2HH-7014050 2HH-7011050	 2HH-7811304	Divider - ABS, Dimensions (w x h): 600 x 200mm Material: ABS Grey	2HH-7012200
 2HH-7810104	Divider - ABS Dimensions (w x h): 600 x 50mm Material: ABS Grey	2HH-7011050	 2HH-241302	Sliding Divider - SAN, Dimensions (w x h): 170 x 45mm Material: Plastic, Transparent	2HH-7014050 2HH-7011050
 2HH-7811205N	Divider - ABS Dimensions (w x h): 400 x 100mm Material: ABS Grey	2HH-7011100 2HH-7012100	 2HH-241301	Sliding Divider - SAN (including cardholder) Dimensions (w x h): 170 x 45mm Material: Plastic, Transparent	2HH-7014050 2HH-7011050
 2HH-7811204N	Divider - ABS Dimensions (w x h): 600 x 100mm Material: ABS Grey	2HH-7011100 2HH-7012100	 2HH-240820	Sliding Divider - SAN Dimensions (w x h): 170 x 100mm Material: Plastic, Transparent	2HH-7011100 2HH-7012100
 2HH-7811305	Divider - ABS Dimensions (w x h): 400 x 200mm Material: ABS Grey	2HH-7014200 2HH-7012200	 2HH-240821	Sliding Divider - SAN (including cardholder) Dimensions (w x h): 170 x 100mm Material: Plastic, Transparent	2HH-7011100 2HH-7012100

Accessories

Item	Description	Tray/Basket Compatibility
 2HH-240501	T/Clip	All Trays & Baskets
 2HH-7910204N	Safety Stop - Long (Scan Modul Compatible) Material: Plastic	All Trays & Baskets
 2HH-7910201N	Safety Stop - Short (H+H System Compatible) Material: Plastic	All Trays & Baskets
 2HH-100072	Label Holder Credit Card Size: (85 x 54mm) Material: Plastic	All Trays & Baskets
 2HH-K100187	Label Credit Card Size: (85 x 54mm) Material: Plastic, White	All Trays & Baskets



Infusion / Pump Stands & Accessories

Mobile Pump Stands	212
Mobile Infusion Stands	216
Clamping Infusion Stands	221
Wall Mounted Infusion Holders	221



PS/P/SC/4H



Smooth edges & contours, allows easy & effective cleaning

Mobile Pump Stands - Polyurethane, Easy Clean

Features

- Range of stands designed specifically to hold blood warmers, pumps & syringe drivers
- Five leg base with low centre of gravity to assist stability
- 32mm diameter 304 grade stainless steel upright & 25mm diameter pump support bows
- Polyurethane overmoulded base with smooth edges & contours provides...
 - Water-resistant finish, allowing for easy & effective cleaning (including steam cleaning)
 - Shield for the castors
 - Impact protection to patients & staff, reducing the risk of skin abrasions & bruising
 - Protection to the fabric of the building
- Height adjustable upright using a handwheel (1,300 - 2,000mm)
- Four U shaped hooks
- Maximum recommended load...
 - Hooks - 12kg per stand plus
 - Fixed Upright/s - 22kg per stand
- 75mm polypropylene / thermoplastic rubber twin-wheel castors (1 x anti-static)

Dimensions (w x d x h)

- Overall - 620 x 620 x 1,300 - 2,000mm
- Vertical Clamping Area
 - PS/P/SC/4H - 975mm
 - PS/P/HC/4H - 771mm (upright) 2 x 646mm (support bows)

Standard Colours

- Base - Grey
- Upright & Support Bows - Stainless Steel

Vertical Clamping Area

- PS/P/SC/4H - 975mm
- PS/P/HC/4H - 771mm (upright) 2 x 646mm (support bows)

Item	Description	Weight
PS/P/SC/4H	Mobile Pump Stand - Polyurethane, Easy Clean, Standard Capacity, Four Hook	11.0kg
PS/P/HC/4H	Mobile Pump Stand - Polyurethane, Easy Clean, High Capacity, Four Hook	13.0kg



Four U shaped hooks



Height adjustable upright using a heavy duty handwheel



PS/P/HC/4H
(pumps not included)



PS/M/SC/4H

Mobile Pump Stands - Mild Steel, Four Leg

Features

- Range of stands designed specifically to hold blood warmers, pumps & syringe drivers
- Fully welded four leg base
- 32mm diameter 304 grade stainless steel upright & 25mm diameter pump support bows
- Height adjustable upright using a handwheel (1,270 - 2,000mm)
- Four U-shaped hooks
- Maximum recommended load...
 - Hooks - 12kg per stand plus
 - Fixed Upright/s - 22kg per stand
- 75mm polypropylene / thermoplastic rubber twin-wheel castors (1 x anti-static)

Dimensions (w x d x h)

- Overall - 560 x 621 x 1,270 - 2,000mm
- Vertical Clamping Area
 - PS/M/SC/4H - 975mm
 - PS/M/HC/4H - 771mm (upright) 2 x 646mm (support bows)

Standard Colours

- Base - Grey
- Upright & Support Bows - Stainless Steel

Item	Description	Weight
PS/M/SC/4H	Mobile Pump Stand - Mild Steel, Four Leg, Standard Capacity, Four Hook	14.7kg
PS/M/HC/4H	Mobile Pump Stand - Mild Steel, Four Leg, High Capacity, Four Hook	16.7kg



Four U shaped hooks



Height adjustable upright using a heavy duty handwheel



PS/P/HC/4H
(pumps not included)

Mobile Infusion Stands - Polyurethane, Easy Clean



4 hook pole supplied with models with '4H' product code suffix

Features

- Meets appendix A (Stability Requirements) of BS 3619:1976 Mobile Infusion Stands
- Five leg base with low centre of gravity to assist stability
- 25mm diameter 304 grade stainless steel upright
- Polyurethane overmoulded base with smooth edges & contours provides...
 - Water-resistant finish, allowing for easy & effective cleaning (including steam cleaning)
 - Shield for the castors
 - Impact protection to patients & staff, reducing the risk of skin abrasions & bruising
 - Protection to the fabric of the building
- Coloured indicator caps provide department identification & segregation, reducing the risk of cross contamination
- Height adjustable upright using a handwheel (1,260 - 2,100mm)
- Available with two or four pigtail hooks
- Maximum recommended load...
 - Hooks - 4kg per stand plus
 - Fixed Upright - 4kg per stand
- Optional handle keeps feet clear of the base, assists manoeuvrability & improves patient safety
- 50mm polypropylene / thermoplastic rubber twin-wheel non-marking castors (1 x anti-static)

Dimensions (w x d x h)

- Overall - 620 x 620 x 1,260 - 2,100mm
- Vertical Clamping Area
 - IS/P/2H & IS/P/4H - 970mm
 - IS/P/2H/H & IS/P/4H/H - 840mm

Standard Colours

- Base - Grey
- Upright & Handle - Stainless Steel
- Coloured Indicator Cap - Spearmint

Options

- Coloured Indicator Cap - Blue / Green / Red / Yellow



Spearmint	Blue	Green	Red	Yellow	Description	Weight
IS/P/2H/SP	IS/P/2H/BL	IS/P/2H/GR	IS/P/2H/RD	IS/P/2H/YE	Two Hook	7.8kg
IS/P/4H/SP	IS/P/4H/BL	IS/P/4H/GR	IS/P/4H/RD	IS/P/4H/YE	Four Hook	7.9kg
IS/P/2H/H/SP	IS/P/2H/H/BL	IS/P/2H/H/GR	IS/P/2H/H/RD	IS/P/2H/H/YE	Two Hook, Handle	8.2kg
IS/P/4H/H/SP	IS/P/4H/H/BL	IS/P/4H/H/GR	IS/P/4H/H/RD	IS/P/4H/H/YE	Four Hook, Handle	8.3kg



IS/P/2H/GR



IS/P/2H/BL




IS/P/2H/YE



IS/P/2H/RD

eClean™



Mobile Infusion Stands - Stainless Steel

Features

- Meets appendix A (Stability Requirements) of BS 3619:1976 Mobile Infusion Stands
- Seamless welded 304 grade stainless steel construction
- Height adjustable upright using a handwheel (1,270 - 2,000mm)
- Available with two or four pigtail hooks
- 9kg plastic coated weighted base available for additional stability
- Maximum recommended load...
 - Hooks - 4kg per stand plus
 - Fixed Upright
 - Non-Weighted Base - 2kg per stand
 - Weighted Base - 4kg per stand
- 50mm polypropylene / thermoplastic rubber twin wheel castors (1 x anti-static)

Dimensions (w x d x h)

- 650 x 650 x 1,270 - 2,000mm

Standard Colours

- Base / Upright - Stainless Steel
- Weighted Base - Grey



4 hook pole supplied with models with '4H' product code suffix

Item	Description	Weight
Non Weighted Base		
DPWS/1	Two Hook	3.8kg
DPWS/1/4H	Four Hook	3.9kg
Weighted Base		
DPWS/1/W9	Two Hook, Weighted Base	12.8kg
DPWS/1/W9/4H	Four Hook, Weighted Base	12.9kg

Mobile Infusion Stands - Mild Steel

Features

- Meets appendix A (Stability Requirements) of BS 3619:1976 Mobile Infusion Stands
- Welded mild steel construction
- Height adjustable upright using a handwheel (1,270 - 2,000mm)
- Available with two or four pigtail hooks
- 9kg plastic coated weighted base available for additional stability
- Maximum recommended load...
 - Hooks - 4kg per stand plus
 - Fixed Upright
 - Non-Weighted Base - 2kg per stand
 - Weighted Base - 4kg per stand
- 50mm polypropylene / thermoplastic rubber twin wheel castors (1 x anti-static)

Dimensions (w x d x h)

- 650 x 650 x 1,270 - 2,000mm

Standard Colours

- Paint - White
- Weighted Base - Grey



4 hook pole supplied with models with '4H' product code suffix



Item	Description	Weight
Non Weighted Base		
DPWM/1	Two Hook	3.8kg
DPWM/1/4H	Four Hook	3.9kg
Weighted Base		
DPWM/1/W9	Two Hook, Weighted Base	12.8kg
DPWM/1/W9/4H	Four Hook, Weighted Base	12.9kg

Mobile Infusion Stands - Knockdown

Features

- Meets appendix A (Stability Requirements) of BS 3619:1976 Mobile Infusion Stands
- 304 grade stainless steel legs & upright with a plastic centre boss
- Unique design allows for assembly using an Allen key to locate & hold the legs & upright in position
- Supplied boxed for self-assembly
- Height adjustable upright using a handwheel (1,270 - 2,000mm)
- Available with two or four pigtail hooks
- Maximum recommended load on hooks 4kg (attachment of blood warmers, pumps & syringe drivers is not recommended)
- 50mm polypropylene twin-wheel castors (1 x anti-static)

Dimensions (w x d x h)

- 650 x 650 x 1,270 - 2,000mm

Standard Colours

- Legs / Upright - Stainless Steel
- Centre Boss - Grey



Infusion Poles - Replacement




Features

- Two & four pigtail hook stainless steel infusion poles
- Compatible with our drip stands (19mm diameter upright)
- Pole length 1200mm

Standard Colours

- Stainless Steel



Item	Description	Weight
DPKS/1	Mobile Infusion Stand - Knockdown, Two Hook	3.8kg
DPKS/1/4H	Mobile Infusion Stand - Knockdown, Four Hook	3.9kg

Item	Description	Weight
DP/2H	Two Hook Infusion Pole	0.6kg
DP/4H	Four Hook Infusion Pole	0.8kg

Clamping Infusion Stands - Trolley



Features

- Clamp secures to 25mm vertical round tube (designed to fit our range of dressing trolleys)
- When fitting to other trolleys, we strongly recommend that a risk assessment is carried out to assess stability
- When fitted protrudes 45mm
- Supplied with a two pigtail hook infusion pole
- Maximum load on hooks 2kg

Dimensions (w x d x h)

- 55 x 220 x 1200mm



Item	Description	Weight
DP/C	Clamping Infusion Stands - Trolley	1.8kg

Wall Mounted Infusion Holders



Features

- Wall mounted infusion bag holder
- Available with one/two U shaped hooks
- 25mm diameter "D" shaped tube to accept pumps (max load 10kg)
- Maximum load per hook 2kg
- Fixings not included

Dimensions (w x d x h)

- IV001 - 344 x 75 x 500mm
- IV002 - 344 x 75 x 570mm



Item	Description	Weight
IV001	One Hook, Wall Mounted Infusion Holder	1.2kg
IV002	Two Hook, Wall Mounted Infusion Holder	1.6kg



Linen Trolleys & Bags

Soiled Linen Trolleys	224
Linen Trolleys	227
Hamper Trolleys	228
Soiled Linen Bags	229
Clean Linen Trolleys	230

Soiled Linen Trolleys - Stainless Steel, Cantilever Frame



WT/6/SS



WT/6/2/SS



WT/6/PL/SS



WT/6/2/PL/SS

Features

- Seamlessly welded from 304 grade stainless steel for strength & ease of cleaning
- Suitable for use with fabric linen bags using a tubular C shaped ring*
- Bags supported on an easy clean solid base
- Available with a plastic, pedal operated lid, when depressed prevents the trolley from moving
- 75mm pressed steel castors

*Recommended minimum bag circumference 1360mm, height 750mm

Dimensions (w x d x h)

- Single - 440 x 460 x 820mm
- Double - 835 x 460 x 820mm
- Single, Pedal Operated - 440 x 560 x 830mm
- Double, Pedal Operated - 835 x 560 x 830mm

Options / Accessories

Linen Bags:

- R/BAG/WHITE - White
- R/BAG/BLUE - Blue
- R/BAG/RED - Red
- R/BAG/GREEN - Green
- R/BAG/YELLOW - Yellow
- R/BAG/GREY - Grey
- R/BAG/ORANGE - Orange

Linen Bags -
page 229



Pedal operated lid

Item	Description	Weight
WT/6/SS	Stainless Steel Cantilever, Single	6.5kg
WT/6/2/SS	Stainless Steel Cantilever, Double	10.0kg
WT/6/PL/SS	Stainless Steel Cantilever, Single, Pedal Operated	8.5kg
WT/6/2/PL/SS	Stainless Steel Cantilever, Double, Pedal Operated	14.5kg

Soiled Linen Trolleys - Mild Steel, Cantilever Frame

Features

- Welded mild steel frame
- Suitable for use with fabric linen bags using a tubular C shaped ring*
- Bags supported on an easy clean solid base
- Available with a plastic, pedal operated lid, when depressed prevents the trolley from moving
- 75mm pressed steel castors

*Recommended minimum bag circumference 1360mm, height 750mm

Dimensions (w x d x h)

- Single - 440 x 460 x 820mm
- Double - 835 x 460 x 820mm
- Single, Pedal Operated - 440 x 560 x 830mm
- Double, Pedal Operated - 835 x 560 x 830mm

Standard Colours

- Paint - Spearmint

Options / Accessories

Linen Bags:

- R/BAG/WHITE - White
- R/BAG/BLUE - Blue
- R/BAG/RED - Red
- R/BAG/GREEN - Green
- R/BAG/YELLOW - Yellow
- R/BAG/GREY - Grey
- R/BAG/ORANGE - Orange

Linen Bags -
page 229



Item	Description	Weight
WT/6/MS	Mild Steel Cantilever, Single	6.5kg
WT/6/2/MS	Mild Steel Cantilever, Double	10.0kg
WT/6/PL/MS	Mild Steel Cantilever, Single, Pedal Operated	8.5kg
WT/6/2/PL/MS	Mild Steel Cantilever, Double, Pedal Operated	14.5kg



WT/9/MS



WT/9/2/MS



WT/9/PL/MS



WT/9/2/PL/MS

Soiled Linen Trolleys - Mild Steel, Sprung Frame

Features

- Welded mild steel frame
- Suitable for use with either fabric or disposable polythene bags using a sprung rod frame*
- Bags supported on an easy clean solid base
- Available with a plastic, pedal operated lid, when depressed prevents the trolley from moving
- 75mm pressed steel castors

*Factory set for standard 1360mm circumference bags. Can be manually adjusted to suit other bags. Recommended minimum bag height 750mm

Dimensions (w x d x h)

- Single - 440 x 460 x 825mm
- Double - 835 x 460 x 825mm
- Single, Pedal Operated - 440 x 560 x 830mm
- Double, Pedal Operated - 835 x 560 x 830mm

Standard Colours

- Paint - Spearmint

Options / Accessories

- Linen Bags:
 - R/BAG/WHITE - White
 - R/BAG/BLUE - Blue
 - R/BAG/RED - Red
 - R/BAG/GREEN - Green
 - R/BAG/YELLOW - Yellow
 - R/BAG/GREY - Grey
 - R/BAG/ORANGE - Orange

Linen Bags -
page 229

Item	Description	Weight
WT/9/MS	Mild Steel, Sprung Frame, Single	6.5kg
WT/9/PL/MS	Mild Steel, Sprung Frame, Single, Pedal Operated	8.5kg
WT/9/2/MS	Mild Steel, Sprung Frame, Double	10.0kg
WT/9/2/PL/MS	Mild Steel, Sprung Frame, Double, Pedal Operated	14.5kg

Soiled Linen Trolley - Mild Steel, Folding

Features

- Folds to minimize space
- Suitable for use with fabric linen bags
- 50mm polypropylene / thermoplastic rubber twin-wheel castors
- *Recommended minimum bag circumference 1360mm, height 750mm

Dimensions (w x d x h)

- Overall Dimensions - 430 x 430 x 1030mm
- Folded - 430 x 200 x 1040mm

Standard Colours

- Paint - Grey

Options / Accessories

- Linen Bags:
 - R/BAG/WHITE - White
 - R/BAG/BLUE - Blue
 - R/BAG/RED - Red
 - R/BAG/GREEN - Green
 - R/BAG/YELLOW - Yellow
 - R/BAG/GREY - Grey
 - R/BAG/ORANGE - Orange



Linen Bags -
page 229

Item	Description	Weight
WT/7/MS	Folding, Mild Steel	3.25kg

Linen Trolley - Bed Changing

Features

- Welded mild steel frame
- Three removable, sunken, liquid retaining trays
- Tray heights - 230, 590 & 960mm
- Dividing panel separates clean & soiled linen
- Suitable for use with fabric linen bags using a tubular C shaped ring*
- Bag supported on a base frame
- 100mm pressed steel castors
- *Recommended minimum bag circumference 1360mm, height 750mm

Dimensions (w x d x h)

- Overall Dimensions - 830 x 490 x 1040mm
- Tray - 390 x 400 x 25mm

Standard Colours

- Paint - Grey

Options / Accessories

- ZP005 - 100mm Ring Buffers
- Linen Bags:
 - R/BAG/WHITE - White
 - R/BAG/BLUE - Blue
 - R/BAG/RED - Red
 - R/BAG/GREEN - Green
 - R/BAG/YELLOW - Yellow
 - R/BAG/GREY - Grey
 - R/BAG/ORANGE - Orange



Item	Description	Weight
WT/13/MS	Bed Changing	15.5kg



WT/11/MS shown with optional
2FACO013 hamper bag

Hamper Trolleys - Mild Steel

Features

- Welded mild steel construction
- Suitable for use with fabric hamper bags supported on 4 hooks
- Bag supported on an easy clean solid base
- 100mm pressed steel castors

Dimensions (w x d x h)

- Overall Dimensions - 815 x 514 x 1000mm

Standard Colours

- Paint - Spearmint

Options / Accessories

- ZP005 - 100mm Ring Buffers
- 2FACO013 - Hamper Bag (190 litre)

Item	Description	Weight
WT/11/MS	Hamper Trolley - Mild Steel	12.5kg

Soiled Linen Bags

Features

- Washable 7oz polyester soiled linen bag
- Circumference 1360mm, height 750mm, 120 litres
- Fitted with eyelets and draw cord with plastic toggle
- Available in a range of colours to allow compliance with local, national & international guidelines



R/BAG/WHITE



R/BAG/BLUE



R/BAG/RED



R/BAG/YELLOW



R/BAG/GREEN



R/BAG/GREY



R/BAG/ORANGE

Item	Description	Weight
R/BAG/WHITE	White Linen Bag	0.3kg
R/BAG/BLUE	Blue Linen Bag	0.3kg
R/BAG/RED	Red Linen Bag	0.3kg
R/BAG/GREEN	Green Linen Bag	0.3kg
R/BAG/YELLOW	Yellow Linen Bag	0.3kg
R/BAG/GREY	Grey Linen Bag	0.3kg
R/BAG/ORANGE	Orange Linen Bag	0.3kg



WT/42

Clean Linen Trolleys - Small (390 Litre)

Features

- Suitable for ward clean linen storage
- Mild steel frame
- Lightweight aluminium cladding & shelves
- Powder coated for durability
- Two adjustable shelves plus base (max 45kg per shelf)
- Shelf size - 1000 x 450mm (w x d)
- Push handles at either end
- Available with a flexible cover or fold back doors, preventing dust ingress
- 125mm pressed steel castors
- Maximum capacity 135kg per trolley

Dimensions (w x d x h)

- Overall Dimensions - 1175 x 530 x 1065mm
- Internal Dimensions - 1000 x 500 x 810mm

Standard Colours

- Paint - Grey

Options

- C008 - 125mm Castors, Heavy Duty Pressed Steel, 2 x Braking, 2 x Non-Braking (set of 4) - Factory fitted
- ZP010 - 100mm Ring Buffers

Item	Description	Weight
WT/42	Clean Linen Trolley - Small	39.7kg
WT/42/COVER	Clean Linen Trolley - Small, Flexible Cover	42.4kg
WT/42/FBD	Clean Linen Trolley - Small, Fold Back Doors	46.0kg



WT/42/COVER

Flexible Cover

- Fire retardant cover
- Secured to the top of the trolley & drops down to enclose the front
- Weighted bottom hem with velcro style side fastenings



WT/42/FBD

Fold Back Doors

- Fold back doors encloses the front
- When opened, doors fold against the push handles at either end of the trolley
- Drop down bolt secures base of doors
- Secured with a drop over latch, complete with clasp to allow locking with a padlock (not supplied)

AGV Compatible Trolleys & Carts
 Bristol Maid™ is your ideal partner for transport trolleys & carts for Automated Guided Vehicle (AGV) systems. We can provide solutions that are compatible with Sterile Supplies, Laundry, Medical Records & Pharmacy distribution



WT/50

Clean Linen Trolleys - Medium (690 Litre)

Features

- Widely used for bulk linen delivery, part of a linen exchange system, or as an alternative to dedicated ward linen rooms
- Mild steel frame
- Lightweight aluminium cladding & shelves
- Powder coated for durability
- Three adjustable shelves plus base (max 45kg per shelf)
- Shelf size - 1180 x 460mm (w x d)
- Inset push handles at either end
- Low level bumper bar offers protection to both the trolley & fabric of the building
- Available with a flexible cover or fold back doors, preventing dust ingress
- Optional tow bar fitting
- 200mm heavy duty castors, 2 x fixed, 2 x swivel
- Maximum capacity 180kg per trolley

Dimensions (w x d x h)

- Overall Dimensions - 1430 x 600 x 1495 mm
- Internal Dimensions - 1180 x 500 x 1180 mm

Standard Colours

- Paint - Grey



Tow Bar Fitting

- Tow bar fitted to the front (swivel castor)
- Antiluce fastener fitted to rear (fixed castor)
- Tow bar position approx. 360 - 380mm above floor
- Recommended max speed 7kph for towed trolleys

Item	Description	Weight
Non-Towing		
WT/50	Clean Linen Trolley - Medium	87.0kg
WT/50/COVER	Clean Linen Trolley - Medium, Flexible Cover	90.0kg
WT/50/FBD	Clean Linen Trolley - Medium, Fold Back Doors	97.3kg
Towing		
WT/50/TBAR	Clean Linen Trolley - Medium, Tow Bar	89.5kg
WT/50/COVER/TBAR	Clean Linen Trolley - Medium, Flexible Cover, Tow Bar	92.5kg
WT/50/FBD/TBAR	Clean Linen Trolley - Medium, Fold Back Doors, Tow Bar	100.8kg



WT/50/COVER/TBAR

Flexible Cover

- Fire retardant cover
- Secured to the top of the trolley & drops down to enclose the front
- Weighted bottom hem with velcro style side fastenings



WT/50/FBD

Fold Back Doors

- Fold back doors, encloses the front
- When opened, doors fold back flat at either end of the trolley*
- Drop down bolt secures base of doors
- Secured with a drop over latch, complete with clasp to allow locking with a padlock (not supplied)

*Doors will not fold back flat when a tow bar is fitted

AGV Compatible Trolleys & Carts
 For Automated Guided Vehicle (AGV) systems. We can provide solutions that are compatible with Sterile Supplies, Laundry, Medical Records & Pharmacy distribution



Item	Description	Weight
Non-Towing		
WT/48	Clean Linen Trolley - Large	99.6kg
WT/48/COVER	Clean Linen Trolley - Large, Flexible Cover	102.9kg
WT/48/FBD	Clean Linen Trolley - Large, Fold Back Doors	111.5kg
Towing		
WT/48/TBAR	Clean Linen Trolley - Large, Tow Bar	103.1kg
WT/48/COVER/TBAR	Clean Linen Trolley - Large, Flexible Cover, Tow Bar	106.4kg
WT/48/FBD/TBAR	Clean Linen Trolley - Large, Fold Back Doors, Tow Bar	115.0kg

Clean Linen Trolleys - Large (1,100 Litre)

Features

- Widely used for bulk linen delivery, part of a linen exchange system, or as an alternative to dedicated ward linen rooms
- Mild steel frame
- Lightweight aluminium cladding & shelves
- Powder coated for durability
- Three adjustable shelves plus base (max 45kg per shelf)
- Shelf size - 1430 x 555mm (w x d)
- Inset push handles at either end
- Low level bumper bar offers protection to both the trolley & fabric of the building
- Available with a flexible cover or fold back doors, preventing dust ingress
- Optional tow bar fitting
- 200mm heavy duty castors, 2 x fixed, 2 x swivel
- Maximum capacity 180kg per trolley

Dimensions (w x d x h)

- Overall Dimensions - 1710 x 700 x 1620mm
- Internal Dimensions - 1420 x 610 x 1295mm

Standard Colours

- Paint - Grey



Tow Bar Fitting

- Tow bar fitted to the front (swivel castor)
- Antiluce fastener fitted to rear (fixed castor)
- Tow bar position approx. 360 - 380mm above floor
- Recommended max speed 7kph for towed trolleys



WT/48/COVER

Flexible Cover

- Fire retardant cover
- Secured to the top of the trolley & drops down to enclose the front
- Weighted bottom hem with velcro style side fastenings



WT/48/FBD

Fold Back Doors

- Fold back doors, encloses the front
- When opened, doors fold back flat at either end of the trolley*
- Drop down bolt secures base of doors
- Secured with a drop over latch, complete with clasp to allow locking with a padlock (not supplied)

*Doors will not fold back flat when a tow bar is fitted



Maternity Equipment

Baby Cribs - Variable Height, Battery Operated	238
Baby Cribs - Fixed Height	240
Baby Crib - Variable Height, Gas Strut Operation	242



Baby Crib - Variable Height, Battery Operation

Features

- EN 60601-1:2006+A12:2014 Medical electrical equipment. General requirements for basic safety & essential performance
- Rechargeable battery powered height adjustment (700 - 910mm)
- Crib can be tilted at either end (horizontal to approx. 6 degrees)
- Push handles at either end
- Lower cupboard with fixed shelf
- Two lift up work flaps (max capacity 2.0kg)
- Supplied with a clear plastic crib (PETG) & flame retardant mattress (max capacity 6.0kg)
- Supplied with one rechargeable battery & handset*
- 100mm pressed steel braking castors

*Battery must be removed from the unit for charging (see options / accessories for additional batteries)

Dimensions (w x d x h)

- Overall Dimensions - 940 x 510 x 700 - 910mm
- Mattress - 600 x 330 x 60mm
- Cupboard - 210 x 265 x 315mm (internal, either side of the column)
- Work Flap - 415 x 305mm

Standard Colours

- Paint - Spearmint
- Cabinet / Lower Shelf / Work Flaps - Spearmint / Grey

Accessories / Spares

- 2LIDE033 - Additional Rechargeable Battery
- 2LIDE037 - Charger for Rechargeable Battery
- 2PLCO014 - Clear Plastic Crib, Solid Side (Spare / Replacement)
- 2FACO052 - Mattress, Flame Retardant, Washable (Spare / Replacement)

Item	Description	Weight
BA/VH	Battery Operated, With Charger	49.5kg
BA/VH/NC	Battery Operated, Without Charger	49.5kg



HEIGHT
ADJUSTABLE

BAVH



Supplied with a handset



Rechargeable battery located at rear of crib



BA/3/B



Baby Cribs - Fixed Height

Features

- Available with...
 - Lower shelf
 - Lower shelf & small cupboard (with adjustable shelf)
 - Large cupboard (with adjustable shelf)
- Crib can be tilted at either end (horizontal to approx. 6 degrees)
- Two lift up work flaps (max capacity 2.0kg)
- Supplied with a clear plastic crib (PETG) & flame retardant mattress (max capacity 6.0kg)
- 100mm pressed steel castors, 2 off braking

Dimensions (w x d x h)

- Overall Dimensions - 952 x 500 x 929mm
- Mattress - 600 x 330 x 60mm
- Large Shelf - 810 x 400mm at height 270mm (BA/3/B)
- Small Shelf - 460 x 355mm at height 270mm (BA/6)
- Small Cupboard - 355 x 420 x 345mm (internal) at height 270mm (BA/6)
- Large Cupboard - 710 x 420 x 345mm (internal) at height 270mm (BA/6/A)
- Work Flap - 415 x 305mm

Standard Colours

- Paint - Grey White
- Cabinet / Lower Shelf / Work Flaps - Spearmint / Grey White

Accessories / Spares

- 2PLCO014 - Clear Plastic Crib, Solid Side (Spare / Replacement)
- 2FACO052 - Mattress, Flame Retardant, Washable (Spare / Replacement)

Item	Description	Weight
BA/3/B	Fixed Height, Lower Shelf	23.5kg
BA/6	Fixed Height, Small Cupboard	34.0kg
BA/6/A	Fixed Height, Large Cupboard	42.0kg





Baby Crib - Variable Height, Gas Strut Operation

Features

- Gas damper powered height adjustment (710 - 1025mm)
- Crib can be tilted at either end (horizontal to approx. 6 degrees)
- Push handles at either end
- Supplied with a clear plastic crib (PETG) & flame retardant mattress (max capacity 6.0kg)
- 75mm polymer twin-wheel braking castors

Dimensions (w x d x h)

- Overall Dimensions - 930 x 476 x 775 - 1025mm
- Mattress - 600 x 330 x 60mm

Standard Colours

- Paint - Spearmint / Grey
- Work Flap - Spearmint

Accessories / Spares


- BA902 - Slide Out Debris Bin
- BA903 - Wire Basket - Internal Dimensions 420 x 170 x 220mm
- BA904 - Lift Up Flap - Dimensions 400 x 300mm
- 2PLCO014 - Clear Plastic Crib (Spare / Replacement)
- 2FACO052 - Mattress, Flame Retardant, Washable (Spare / Replacement)



BA902 - Debris Bin



BA903 - Wire Basket



BA904 - Lift Up Flap

Item	Description	Weight
BA030	Variable Height, Gas Strut Operation	20.2kg

Other products that you may be interested in...

See Pages 358 & 359

Overnight Chair - Portland, Three Position



5RE/OC/PORT/VVDEL



5RE/OC/PORT/VVTUR



Medical Records

Medical Records Trolleys - Locking	246
Medical Records Workstations - Locking	248
Laptop Holders	250
Carefile Filing Pockets	252
Medical Records Trolleys - Filing	254
Medical Records Transfer Trolleys	256



MR210CL

Medical Records Trolleys - Locking

Features

- Suitable for use with our popular narrow filing pockets (order separately)
- Filing capacity
 - Small - 470mm
 - Medium - 695mm
 - Large - 940mm
- Locking lid/s act as a work surface when open & is fitted with either a...
 - CAM Lock - Supplied with 2 keys
 - Electronic Push Button Lock - Programmable four-digit code
- Maximum load on locking lid/s - 2.0kg
- Document pocket/s fitted to end of trolley
- Optional ring buffers offer protection to both the trolley & fabric of the building (increases length & width of trolley by approx. 80mm)
- 100mm pressed steel castors

Dimensions (w x d x h)

- Small - 671 x 522 x 1056mm (width open - 1190mm)
- Medium - 920 x 522 x 1056mm (width open - 1420mm)
- Large - 1240 x 522 x 1056mm (width open - 2085mm)

Standard Colours

- Paint - Spearmint / Grey
- Lid / Flap - Spearmint

Options / Accessories

- CF/F/PK10 - Foolsap Filing Pockets (x 10)
- R/C/T - Paper Tabs (x 500)
- R/C/TH - Tab Holders (x 25)
- ZP010 - Ring Buffers - Factory Fitted Only
- C004 - 100mm Polymer Castor, 2 x Braking / 2 x Non-Braking (set of 4) Factory Fitted Only
- C005 - 100mm Polymer Castor, 4 x Braking (set of 4) Factory Fitted Only

High Security Bolt Lock	Electronic Push Button Lock	Description	Weight
MR210	MR210CL	Small	27.2kg
MR310	MR310CL	Medium	34.4kg
MR410	MR410CL	Large	46.4kg



MR310CL

Alternative colours
Page 450



MR410CL



Electronic Push Button Lock

- Uses a 10-button keypad
- Easy programming & code change
- Four operating codes with differing levels of authority - Master / Sub-Master / User / Technician
- User codes are 4 digits
- Master & sub-master codes are 8 digits
- 15,000 openings on 2 x AAA cells (supplied)
- Low battery warning with failure override using 9v battery across LED's (+/-) & master code

Medical Records Workstations - Locking

Features

- Suitable for use with our filing pockets (order separately)
- Provides 375mm filing capacity per drawer
- Available as single & double column units with...
 - One / two drawers & x-ray pigeon hole (5 / 10 sections)
 - One / two drawers & open cupboard
 - Two / four drawers
- Two locking options...
 - CAM Lock - Supplied with two keys
 - Electronic Push Button Lock - Programmable four-digit code
- Where relevant one lock secures all drawers
- Double drawer units fitted with an anti-tilt mechanism preventing two drawers from being opened at the same time
- Max load per drawer 16.0kg
- Push handle & document pocket fitted to end of trolley
- Polyurethane ring buffers offer protection to both the trolley & fabric of the building
- 100mm pressed steel castors, 2 off braking

Dimensions (w x d x h)

- Single Column - 604 x 538 x 1028mm
- Double Column - 1056 x 538 x 1034mm

Standard Colours

- Paint - Grey White
- Cabinet - Spearmint / Grey White



MRW/S1DXP/CAM



MRW/S2D/CAM
fitted with MRW/LHR/S
(laptop not included)



MRW/S1DOC/CAM

Electronic Push Button Lock



- Uses a 10-button keypad
- Easy programming & code change
- Four operating codes with differing levels of authority - Master / Sub-Master / User / Technician
- User codes are 4 digits
- Master & sub-master codes are 8 digits
- 15,000 openings on 2 x AAA cells (supplied)
- Low battery warning with failure override using 9v battery across LED's (+/-) & master code

Single Column

High Security Bolt Lock	Electronic Push Button Lock	Description	Weight
MRW/S1DXP/CAM	MRW/S1DXP/CL	One Drawer, X-Ray Pigeon Hole	34.2kg
MRW/S1DOC/CAM	MRW/S1DOC/CL	One Drawer, Open Cupboard	34.0kg
MRW/S2D/CAM	MRW/S2D/CL	Two Drawers	40.6kg

Options / Accessories

- MRW/LHR/S - Laptop Holder, Removable, Swing Arm
- MRW/LHNR/S - Laptop Holder, Non-Removable, Swing Arm
- CF/F/PK10 - Foolsap Filing Pockets (x 10)
- R/C/T - Paper Tabs (x 500)
- R/C/TH - Tab Holders (x 25)
- C004 - 100mm Polymer Castor, 2 x Braking / 2 x Non-Braking (set of 4) Factory Fitted Only
- C005 - 100mm Polymer Castor, 4 x Braking (set of 4) Factory Fitted Only



MRW/D2DXP/CAM



MRW/D2DOC/CL



MRW/D4D/CAM

Double Column

High Security Bolt Lock	Electronic Push Button Lock	Description	Weight
MRW/D2DXP/CAM	MRW/D2DXP/CL	Two Drawers, X-Ray Pigeon Hole	62.0kg
MRW/D2DOC/CAM	MRW/D2DOC/CL	Two Drawers, Open Cupboard	58.0kg
MRW/D4D/CAM	MRW/D4D/CL	Four Drawers	72.0kg

Laptop Holders



Removeable, Swing Arm

Features

- Three section swing arm offering height, rotation & angle adjustment
- Compatible with the MRW range of medical record workstations
- Fitted to an upright bolted to the rear left-hand corner of the trolley (upright & holder supplied for customer to fit)
- Laptop supported in a cradle, fitted with adjustable wing arms
- Laptop can be secured using a security clamp (supplied)*
- Adjustable to accept laptops 280 - 435 x 22mm (w x h)
- Maximum capacity 2.0kg
- Design allows easy access to laptop ports

*Not compatible with Dell laptops using the N17 wedge lock system

Standard Colours

- Paint - Grey White



Item	Description	Weight
MRW/LHR/S	Removable, Swing Arm	3.7kg

Non-Removeable, Swing Arm

Features

- Three section swing arm offering height, rotation & angle adjustment
- Compatible with the MRW range of medical record workstations
- Fitted to an upright bolted to the rear left-hand corner of the trolley (upright & holder supplied for customer to fit)
- Laptop supported in a cradle fitted with a steel mounting bracket, fixed using either nyloc or wing nuts
- Laptop can be secured using a security clamp (supplied)*
- Adjustable to accept laptops 280 - 435 x 22mm (w x h)
- Maximum capacity 2.0kg
- Design allows easy access to laptop ports

*Not compatible with Dell laptops using the N17 wedge lock system

Standard Colours

- Paint - Grey White



Item	Description	Weight
MRW/LHNR/S	Non-Removable, Swing Arm	5.0kg



CF/F/PK10

Carefile Filing Pockets

Features

- Filing pockets suitable with Bristol Maid trolleys / workstations & most standard filing suspension systems
- Provides a durable alternative to paper or card types
- Suitable for runners with 380mm spacings / centres
- Provides an internal pocket (w x h) 360 x 260mm
- Fire retardant PVC coated nylon pockets
- Unique 'stay-put' tab holders, with pink / blue reversible card tabs
- Supplied in packs of ten

Standard Colours

- Nylon Pockets - Grey



R/C/T



R/C/TH

Item	Description
CF/F/PK10	Foolscap Filing Pockets (x 10)
R/C/T	Paper Tabs (x 500)
R/C/TH	Tab Holders (x 25)

Other products that you may be interested in...

See Page 339

Medium & High Back Patient Armchairs - Alderbury



5ND/MAR/ALDE/VDEL



5ND/HAR/ALDE/VDEL



Medical Records Filing Trolleys - Tiered

Features

- Suitable for use with ring binders, case note & lever arch files (max file height 350mm)
- Available in two sizes with either an open front or locking door/s
 - Small - 900mm filing capacity
 - Large - 1800mm filing capacity
- Adjustable dividers (small 4 / large 8)
- Doors fold against the sides of the trolley (not flat)
- Large trolleys use one lock to secure both doors
- Two locking options...
 - CAM Lock - Supplied with two keys
 - Electronic Push Button Lock - Programmable four-digit code
- Optional ring buffers offer protection to both the trolley & fabric of the building (increases length & width of trolley by approx. 80mm)
- 100mm pressed steel castors

Dimensions (w x d x h)

- Small - 546 x 440 x 1016mm
- Large - 998 x 440 x 1016mm

Standard Colours

- Paint - Spearmint / Grey
- Top - Spearmint

Options / Accessories

- MRF/LHR/S - Laptop Holder - Removable, Swing Arm
- MRF/LHNR/S - Laptop Holder - Non-Removable, Swing Arm
- ZP010 - Ring Buffers - Factory Fitted Only
- C004 - 100mm Polymer Castor, 2 x Braking / 2 x Non-Braking (set of 4) Factory Fitted Only
- C005 - 100mm Polymer Castor, 4 x Braking (set of 4) Factory Fitted Only
- C006 - 100mm Polymer Castor, 4 x Non-Braking (set of 4) Factory Fitted Only

Item	Description	Weight
Small		
MRF/S/OC	Small - Open Cupboard	21.5kg
MRF/S/LD/CAM	Small - Locking Door, CAM Lock	26.5kg
MRF/S/LD/CL	Small - Locking Door, Electronic Push Button Lock	26.5kg
Large		
MRF/L/OC	Large - Open Cupboard	30.0kg
MRF/L/LD/CAM	Large - Locking Doors, CAM Lock	41.0kg
MRF/L/LD/CL	Large - Locking Doors, Electronic Push Button Lock	41.0kg



MRF/LD/CAM



MRF/LD/CL

Capacity

	Case Note Files	Ring Binders	Lever Arch Files
	235 x 50 x 320mm	250 x 40 x 315mm	290 x 75 x 315mm
Small - 900mm	18	22	12
Large - 1800mm	36	44	24

Electronic Push Button Lock



- Uses a 10-button keypad
- Easy programming & code change
- Four operating codes with differing levels of authority - Master / Sub-Master / User / Technician
- User codes are 4 digits
- Master & sub-master codes are 8 digits
- 15,000 openings on 2 x AAA cells (supplied)
- Low battery warning with failure override using 9v battery across LED's (+/-) & master code

Medical Records Transfer Trolleys Single Box



MR140



MR130



Alternative Colours
Page 450



Electronic Push Button Lock

- Uses a 10-button keypad
- Easy programming & code change
- Four operating codes with differing levels of authority - Master / Sub-Master / User / Technician
- User codes are 4 digits
- Master & sub-master codes are 8 digits
- 15,000 openings on 2 x AAA cells (supplied)
- Low battery warning with failure override using 9v battery across LED's (+/-) & master code

Features

- Suitable for use the transportation of bulk case notes & x-rays
- Records stored in an upper box
- Lower tray
- Two locking options...
 - CAM lock supplied with 2 keys
 - Electronic Push Button lock - Programmable four-digit code
- Trolley max capacity 50kg
- Optional ring buffers offer protection to both the trolley & fabric of the building (increases length & width of trolley by approx. 80mm)
- 100mm pressed steel castors

Dimensions (w x d x h)

- Overall Dimensions - 817 x 523 x 975mm
- Box (internal) - 600 x 450 x 250mm
- Top of Box (to floor) - 805mm

Standard Colours

- Paint - Spearmint / Grey

Options

- ZP005 - Ring Buffers

Item	Description	Weight
MR130	Open Top	16.0kg
MR140	Locking Lid, CAM Lock	19.0kg
MR140CL	Locking Lid, Electronic Push Button Lock	19.0kg

Medical Records Transfer Trolley Double Box, Extending

Features

- Trolley for the transportation of bulk case notes & x-rays
- Records stored in two removable boxes
- Clearance between upper & lower boxes, 235mm
- Max capacity 25kg (per box)
- 80mm ring buffers fitted to front of unit
- 125mm pressed steel castors & 200mm wheels (braking)

Dimensions (w x d x h)

- Overall Dimensions - 875 x 598 x 1040mm
- Box (internal) - 568 x 368 x 316mm
- Top of Box (to floor)
 - Lower - 440mm
 - Upper - 975mm

Standard Colours

- Paint - Spearmint

Options / Accessories

- 2PLCO271 - Removable Box



Item	Description	Weight
MR110	Double Box, Extending	31.6kg

Medical Records Transfer Trolley Double Box, Duo

Features

- Unique 'two' trolley system for the bulk transportation of case notes & x-rays
- Records stored in fixed boxes, each supplied with an adjustable divider
- Clearance between upper & lower boxes, 87mm
- Trolleys are loaded independently, before being linked together & transported
- Trolleys link together using a simple clevis pin
- Max capacity 25kg (per box)
- 100mm pressed steel castors (2 off braking) & 200mm wheels (braking)

Dimensions (w x d x h)

- Overall Dimensions - 866 x 522 x 970mm
- Box (internal) - 600 x 420 x 255mm
- Top of Box (to floor)
 - Lower - 527mm
 - Upper - 875mm

Standard Colours

- Paint - Spearmint / Grey



Item	Description	Weight
MR120	Double Box, Duo	34.6kg



Phlebotomy

Caretray Trolley - Phlebotomy	260
Phlebotomy Chairs - Variable Height	262
Phlebotomy Chairs - Variable Height, Bariatric	263
Phlebotomy Chairs - Fixed Height	264



CTPHLEM1/10/3S2D

Mild Steel

Description	No Door	Door with CAM Lock	Door with Electronic Push Button Lock	Weight
3 x 100mm, 2 x 150mm Trays	CTPHLEM1/10/3S2D	CTPHLEM1/10/3S2D/CA	CTPHLEM1/10/3S2D/EPB	31.1kg
4 x 100mm, 1 x 150mm Trays	CTPHLEM1/10/4S1D	CTPHLEM1/10/4S1D/CA	CTPHLEM1/10/4S1D/EPB	30.8kg
6 x 100mm Trays	CTPHLEM1/10/6S	CTPHLEM1/10/6S/CA	CTPHLEM1/10/6S/EPB	31.9kg

Caretray Trolley - Phlebotomy

Features

- Trolleys designed for use with Phlebotomy
- Quick & easy disassembly, assists thorough & deep cleaning
- Available in mild or stainless steel (requires no on-site assembly)
 - Fully welded mild steel frame, powder coated in a durable epoxy paint
 - Seamlessly welded, one piece 304 grade stainless steel frame
- Ergonomic push handle fitted to one side of the trolley ensures correct posture & keeps feet away from the frame, ideal for mobile phlebotomy or in cases where the trolley is wheeled for long periods of time
- Recyclable polypropylene one-piece top & side panels, smooth surfaces & radiused edges assists cleaning (compatible with steam cleaning)
 - Top Panel - Raised edges on three sides provide defined grab points to act as push handles, whilst an integral rim at the front contains spillages (max load 30kg)
 - Side Panels - Incorporate runners with positive stops preventing trays from being accidentally withdrawn (symmetrical design allows tray insertion from either side)
- Carerails fitted to either side support a wide range of accessories
- Available with a solid grade laminate door & back panel providing security for the contents of the trays
- Two locking options...
 - CAM Lock with Wing Handle - Supplied with two keys
 - Electronic Push Button Lock - Programmable four-digit code
- Trolley pre-configured with the following accessories...
 - Alcohol Gel Holder
 - Debris Bin & Bracket
 - Glove / Mask Box Holder, One Box
 - Sharps Box Holder
- Translucent, impact-resistant trays & dividers, smooth surfaces & radiused edges assists cleaning (compatible with steam cleaning / high temperature machine washing)
- Trays feature an integral handle with a plastic clip-on label cover (coloured labels supplied - white, blue, green, yellow & red)
- 100 / 150mm deep trays, can be subdivided in both length & width using removable dividers (max load 5kg)
- 2 x long & 2 x short dividers supplied with each tray
- Polyurethane ring buffers offer protection to both the trolley & fabric of the building, smooth surfaces assist cleaning
- 100mm polymer castors, 2 off braking

Dimensions (w x d x h)

- Overall Dimensions - 610 x 550 x 993mm
- Plastic Top - 455 x 455 (internal) at height 968mm
- Trays
 - Shallow Tray - 355 x 405 x 100mm (internal)
 - Deep Tray - 355 x 405 x 150mm (internal)

Standard Colours

- Mild Steel - Paint - Spearmint
- Stainless Steel - Natural Finish

Options / Accessories

- Locking & Security - page 60
- Overbridge & Tilt Bins - page 66
- Defibrillator Platform - page 67
- Carerail Mounted Accessories - page 68
- Laptop Holders - page 74
- Castors & Ring Buffers - page 76
- Trays, Shelves, Dividers & Labels - page 77



CTPHLES1/10/3S2D/CA

Stainless Steel

Description	No Door	Door with CAM Lock	Door with Electronic Push Button Lock	Weight
3 x 100mm, 2 x 150mm Trays	CTPHLES1/10/3S2D	CTPHLES1/10/3S2D/CA	CTPHLES1/10/3S2D/EPB	31.1kg
4 x 100mm, 1 x 150mm Trays	CTPHLES1/10/4S1D	CTPHLES1/10/4S1D/CA	CTPHLES1/10/4S1D/EPB	30.8kg
6 x 100mm Trays	CTPHLES1/10/6S	CTPHLES1/10/6S/CA	CTPHLES1/10/6S/EPB	31.9kg



HEIGHT
ADJUSTABLE



Hand Switch



Foot Switch

Phlebotomy Chair Three Section

Features

- BS 2838-2: 1991 Examination & general treatment couches, build, performance & safety specifications
- EN 60601-1:2006+A12:2014 Medical electrical equipment. General requirements for basic safety & essential performance
- Electric or hydraulic height adjustment
- Height adjustment from 490 - 950mm
- Adjustable angle backrest
 - Manual -25 to +90 degrees
 - Electric -22 to +90 degrees
- Adjustable angle footrest from -90 to +10 degrees
- Anti-trap gas struts fitted with release levers used on the back & footrest sections (optional electric backrest)
- Retractable castors fitted to both ends to assist with movement & positioning
- One adjustable foot fitted to allow levelling on uneven floors
- Clearance beneath frame allows access for mobile hoists
- Electric models (230V ~, 50/60Hz) fitted with a UK 3 pin plug & available with a hand or foot switch
- Hydraulic models use a foot pump pedal positioned on both sides of the couch
- Seamless upholstery using flame retardant anti-microbial vinyl
- Adjustable polyurethane phlebotomy armrests
- Side support loops assist with patient mount & dismount (self-assembly)
- Paper roll holder (suitable for rolls max 510mm wide x 200mm diameter)
- Frames prepared to accept optional accessories
- Maximum capacity 225kg

Alternative colours available at extra cost. Change suffix 'VBB' on the product code with any of the following i.e. Electric - Foot Switch in Graphite - EC5315/VGH



VBB

VAQ

VFR

VGH

VSD

VOB

VLI

VCH

VCB

VPE

Dimensions (w x d x h)

- 770 x 1710 x 490 - 950mm


Standard Colours

- Paint - White
- Vinyl - Bristol Blue

Options

- E06 - Battery Back Up

Item	Description	Weight
EC5305/VBB	Hydraulic	67.0kg
EC5310/VBB	Electric - Hand Switch	67.0kg
EC5315/VBB	Electric - Foot Switch	67.0kg
EC5320/VBB	Electric with Electric Backrest - Hand Switch	69.3kg
EC5325/VBB	Electric with Electric Backrest - Foot Switch	69.3kg



630mm

Phlebotomy Chair

Three Section, Bariatric

Features

- BS 2838-2: 1991 Examination & general treatment couches, build, performance & safety specifications
- EN 60601-1:2006+A12:2014 Medical electrical equipment. General requirements for basic safety & essential performance
- Electric height adjustment
- Height adjustment from 490 - 950mm
- Adjustable angle backrest
 - Manual -25 to +90 degrees
 - Electric -22 to +90 degrees
- Adjustable angle footrest from -90 to +10 degrees
- Anti-trap gas struts fitted with release levers used on the back & footrest sections
- Retractable castors fitted to both ends to assist with movement & positioning
- One adjustable foot fitted to allow levelling on uneven floors
- Clearance beneath frame allows access for mobile hoists
- 230V ~, 50/60Hz actuator fitted with a UK 3 pin plug & available with a hand or foot switch
- Seamless upholstery using flame retardant anti-microbial vinyl
- Adjustable polyurethane phlebotomy armrests
- Side support loops assist with patient mount & dismount (self-assembly)
- Paper roll holder (suitable for rolls max 510mm wide x 200mm diameter)
- Frames prepared to accept optional accessories
- Maximum capacity 325kg



Foot Switch



Hand Switch



EC5345/VBB



Dimensions (w x d x h)

- 990 x 1710 x 520 - 950mm


Standard Colours

- Paint - White
- Vinyl - Bristol Blue


Options

- E18 - Battery Back Up

Alternative colours available at extra cost. Change suffix 'VBB' on the product code with any of the following i.e. Electric with Electric Backrest - Hand Switch in Onyx Black - EC5340/**VOB**



VBB VAQ VFR VGH VSD VOB VLI VCH VCB VPE



Item	Description	Weight
EC5330/VBB	Electric - Hand Switch	77.2kg
EC5335/VBB	Electric - Foot Switch	77.2kg
EC5340/VBB	Electric with Electric Backrest - Hand Switch	79.5kg
EC5345/VBB	Electric with Electric Backrest - Foot Switch	79.5kg



EC5000/VAQ/E15



EC5000/VBB

Phlebotomy Chair Fixed Height

Features

- BS EN 16139: 2013 Level 2. Furniture. Strength, durability & safety. Requirements for non-domestic seating
- BS 4875: Part1: 2001 Test Level 4 (strength & durability)
- BS 7945: 1999 (stability)
- Certified for use up to 32 stone (203kg)
- Stable four leg design
- Black finish tubular frame
- Seamless upholstery using flame retardant anti-microbial vinyl
- Adjustable polyurethane phlebotomy armrest
- Armrest can be positioned on either side of the chair (additional armrest available if required)
- Maximum capacity 203kg

Dimensions (w x d x h)

- 620 x 580 x 800mm

Standard Colours

- Paint - Black
- Vinyl - Bristol Blue

Options

- E15 - Phlebotomy Armrest (Single)

Item	Description	Seat Height	Weight
EC5000/VBB	Fixed Height	485mm	15.0kg

Alternative colours available at extra cost. Change suffix 'VBB' on the product code with any of the following i.e. Fixed Height Phlebotomy Chair in Aquamarine - EC5000/VAQ



EC5000/VSD



EC5000/VGH



EC5000/VFR



EC5000/VAQ



EC5000/VPE



EC5000/VCB



EC5000/VCH



EC5000/VLI



Portering Chairs

Portering Chair - Rear Steer	268
Portering Chair - Front Steer	269
Portering Chair - Bariatric, Rear Steer	271
Options & Accessories	272




G/200/RS/VBB



X-Ray/Notes Pocket

Alternative colours available at additional cost. Change suffix 'VBB' on the product code with any of the following i.e. Rear Steer, Nesting, Sliding Foot Rest in Bristol Blue - G/200/RS/VBB



VBB

VAQ

VFR

VGH

VSD

VOB

VLI

VCH

VCB

VPE

Portering Chair Rear Steer, Nesting, Sliding Foot Rest

Features

- Nests to occupy reduced floor space & encourage tidy storage
- Seamless upholstery using flame retardant antimicrobial vinyl
- Moulded drop down arm rests allows side access for patients & helpers
- Sliding rubber foot rest aids access as well as supporting feet during transit
- Design ensures chair will not tip should the patient stand on the step
- X-ray/notes pocket on rear of seat
- Two hooks for patients belongings
- Fittings to accept IV poles/cylinder holders mounted to rear uprights
- 200mm fixed wheels/150mm total stop braking castors (cushioned)
- Maximum capacity 190.0kg

Dimensions (w x d x h)

- Overall Dimensions - 660 x 840 x 1040mm
- Seat - 540 x 420mm at Height 530mm
- Back - 490 x 455mm

Standard Colours

- Paint - Grey
- Upholstery - Bristol Blue

Options / Accessories

- CYHP/D1 - Cylinder Holder, CD/D
- CYHP/E1 - Cylinder Holder, E
- G/CLS - Calf/Leg Supports (pair)
- G/DP - Infusion Pole
- G/SB - Lap Seatbelt, Factory Fitted
- G/CARD/LOCK - Card/Coin Lock, Factory Fitted
- G/CARD/STATION - Head of Station
- 2LOKE011 - Release Card

Item	Description	Weight
G/200/RS/VBB	Rear Steer, Nesting, Sliding Foot Rest	29.0kg

Portering Chair

Front Steer, Nesting, Sliding Foot Rest



Features

- Nests to occupy reduced floor space & encourage tidy storage
- Seamless upholstery using flame retardant antimicrobial vinyl
- Moulded drop down arm rests allows side access for patients & helpers
- Sliding rubber foot rest aids access as well as supporting feet during transit
- Design ensures chair will not tip should patient stand on the step
- X-ray/notes pocket on rear of seat
- Two hooks for patients belongings
- Fittings to accept IV poles/cylinder holders mounted to rear uprights
- 125mm swivel castors/200mm braking fixed wheels (cushioned)
- Maximum capacity 190.0kg
- Ergonomically designed over swept push handle gives greater control making chair easier to push/use

Dimensions (w x d x h)

- Overall Dimensions - 660 x 1005 x 1090mm
- Seat - 540 x 420mm at Height 600mm
- Back - 490 x 455mm

Standard Colours

- Paint - Grey
- Upholstery - Bristol Blue

Options / Accessories

- CYHP/D1 - Cylinder Holder, CD/D
- CYHP/E1 - Cylinder Holder, E
- G/CLS - Calf/Leg Supports (pair)
- G/DP - Infusion Pole
- G/SB - Lap Seatbelt, Factory Fitted
- G/CARD/LOCK - Card/Coin Lock, Factory Fitted
- G/CARD/STATION - Head of Station
- 2LOKE011 - Release Card




X-Ray/Notes Pocket



G/305/FS/VBB

Alternative colours available at additional cost. Change suffix 'VBB' on the product code with any of the following i.e. Front Steer, Nesting, Sliding Foot Rest in Lime - G/305/FS/VLI



Item	Description	Weight
G/305/FS/VBB	Front Steer, Nesting, Sliding Foot Rest	29.0kg



G/205/FS/VBB



X-Ray/Notes Pocket

Portering Chair Front Steer, Nesting, Hinged Foot Rests

Features

- Nests to occupy reduced floor space & encourage tidy storage
- Seamless upholstery using flame retardant antimicrobial vinyl
- Moulded drop down arm rests allows side access for patients & helpers
- Folding/hinging foot rests aids access as well as supporting feet during transit
- X-ray/notes pocket on rear of seat
- Two hooks for patients belongings
- Fittings to accept IV poles/cylinder holders mounted to rear uprights
- 125mm swivel castors/200mm braking fixed wheels (cushioned)
- Maximum capacity 190.0kg

Dimensions (w x d x h)

- Overall Dimensions - 660 x 710 x 1055mm
- Seat - 540 x 420mm at Height 530mm
- Back - 490 x 455mm


Standard Colours

- Paint - Grey
- Upholstery - Bristol Blue

Options / Accessories

- CYHP/D1 - Cylinder Holder, CD/D
- CYHP/E1 - Cylinder Holder, E
- G/CLS - Calf/Leg Supports (pair)
- G/DP - Infusion Pole
- G/SB - Lap Seatbelt, Factory Fitted
- G/CARD/LOCK - Card/Coin Lock, Factory Fitted
- G/CARD/STATION - Head of Station
- 2LOKE011 - Release Card

Alternative colours available at additional cost. Change suffix 'VBB' on the product code with any of the following i.e. Rear Steer, Nesting, Sliding Foot Rest in Bristol Blue - G/200/RS/VBB



VBB

VAQ

VFR

VGH

VSD

VOB

VLI

VCH

VCB

VPE

Item	Description	Weight
G/205/FS/VBB	Front Steer, Nesting, Hinged Foot Rests	27.5kg

Portering Chair

Bariatric, Rear Steer, Sliding Foot Rest



Features

- Heavy duty bariatric portering chair
- Seamless upholstery using flame retardant antimicrobial vinyl
- Moulded drop down arm rests allows side access for patients & helpers
- Sliding rubber foot rest aids access as well as supporting feet during transit
- Design ensures chair will not tip should the patient stand on the step
- X-ray/notes pocket on rear of seat
- Two hooks for patients belongings
- Fittings to accept IV poles mounted to rear uprights
- Retractable diagonal seatbelt
- 200mm fixed wheels/200mm total stop braking castors (cushioned)
- We recommend that two members of staff are in attendance when used with a patient in excess of 190kg
- Maximum capacity 380.0kg

Dimensions (w x d x h)

- Overall Dimensions - 930 x 1000 x 1090mm
- Seat - 740 x 670mm at Height 530mm
- Back - 700 x 480mm

Standard Colours

- Paint - Grey
- Upholstery - Bristol Blue

Options / Accessories

- G/500/RS/CYL - Cylinder Holder, CD/D
- G/CLS/500 - Calf/Leg Supports (pair)
- G/DP - Infusion Pole
- G/CARD/LOCK - Card/Coin Lock, Factory Fitted
- G/CARD/STATION - Head of Station
- 2LOKE011 - Release Card



X-Ray/Notes Pocket



G/500/RS/VBB

Alternative colours available at additional cost. Change suffix 'VBB' on the product code with any of the following i.e. Front Steer, Nesting, Sliding Foot Rest in Lime - G/305/FS/VLI



Item	Description	Weight
G/500/RS/VBB	Bariatric, Rear Steer, Sliding Foot Rest	43.8kg

Cylinder Holders

Features

- Compatible with 100mm diameter cylinders (C/CD/D/E)
- Mounts to IV support tube at rear of chair using a handwheel
- Compatible with G/200/RS, G/205/FS, G/305/FS & G/500/RS models

Standard Colours

- Paint - Grey



Item	Description	Weight
CYHP/D1	C/CD/D Size	1.0kg
CYHP/E1	E Size	1.8kg
G/500/RS/CYL	Bariatric - C/CD/D Size	1.0kg

Calf / Leg Support - Pair

Features

- Moulded calf/leg support on captive retractable support tube
- Retracts beneath the seat when not in use
- Compatible with G/200/RS, G/205/FS, G/305/FS & G/500/RS models
- Supplied as a pair

Standard Colours

- Stainless Steel/Black



Item	Description	Weight
G/CLS	Calf/Leg Support, Pair	2.3kg
G/CLS/500	Bariatric Calf/Leg Support, Pair	2.3kg

Infusion Pole

Features

- Stainless steel infusion pole with a U shaped hook (length of pole 980mm)
- Mounts to IV support tube at rear of chair using a handwheel
- Compatible with G/200/RS, G/205/FS, G/305/FS & G/500/RS models



Item	Description	Weight
G/DP	IV Pole	1.1kg

Lap Seatbelt

Features

- Lap seat belt with snap buckle
- Compatible with G/200/RS, G/205/FS & G/305/FS models
- Factory fitted

Standard Colours

- Black



Item	Description	Weight
G/SB	Lap Seatbelt	0.4kg

Card/Coin Lock

Features

- Compatible with old & new one pound coin (euro compatible)
- Coin/card remains in the lock until the chair is connected to another chair or the head of station
- Plastic release card available for use by porters
- Factory fitted
- Compatible with G/200/RS, G/205/FS, G/305/FS & G/500/RS models
- Replacement card/coin lock cassette available (requires cassette removal tool)



Item	Description	Weight
G/CARD/LOCK	Card/Coin Lock, Factory Fitted	1.0kg
2LOKE011	Plastic Release Card	0.01kg
2LOCK217	Card/Coin Lock Cassette, New £1 Coin Compatible	0.2kg
2LOCK218	Cassette Removal Tool	0.01kg

Card/Coin Lock Wall Bracket

Features

- Head of station for chairs fitted with card/coin locks
- Requires fitting to the fabric of the building (wall fixings not supplied)
- Chain length 1000mm
- One required for each row of chairs, (G/200/RS, G/205/FS & G/305/FS)
- Compatible with G/200/RS, G/205/FS, G/305/FS & G/500/RS models



Item	Description	Weight
G/CARD/STATION	Head of Station	1.6kg



Procedure Trolleys & Carts

Caretray Trolley - Anaesthesia	276	Caretray Trolley - Vaccination	290
Caretray Trolley - Cast	278	Caretray Trolley - Basics	292
Caretray Trolley - Critical Care	280	Mobile Workstation - Mild Steel, Low Level	294
Caretray Trolley - Infection	282	Procedure Carts - Polymer, Metro Flexline™	296
Caretray Trolley - IV Preparation	284	Procedure Carts - Polymer, Metro Starsys™	298
Caretray Trolley - Medical / Surgical	286	Procedure Carts - Polymer, Metro Basics™	300
Caretray Trolley - Plaster	288		



CTANAEM1/10/3S2D/HSB

Caretray Trolley - Anaesthesia

Features

- Trolleys suitable for use with Anaesthesia
- Quick & easy disassembly, assists thorough & deep cleaning
- Fully welded mild steel frame, powder coated in a durable epoxy paint (requires no on-site assembly)
- Recyclable polypropylene one-piece top & side panels, smooth surfaces & radiused edges assists cleaning (compatible with steam cleaning)
 - Top Panel - Raised edges on three sides provide defined grab points to act as push handles, whilst an integral rim at the front contains spillages (max load 30kg)
 - Side Panels - Incorporate runners with positive stops preventing trays from being accidentally withdrawn (symmetrical design allows tray insertion from either side)
- Carerails fitted to either side support a wide range of accessories
- Solid grade laminate door & back panel providing security for the contents of the trays
- Two locking options...
 - High Security Bolt Lock - Supplied with two keys
 - Electronic Push Button Lock - Programable four-digit code
- Trolley pre-configured with the following accessories...
 - Overbridge, Mild Steel
 - Four Compartment Tilt Bin, Mild Steel
 - Five Compartment Tilt Bin, Mild Steel
 - Waste Bin & Bracket, 8 Litre
- Translucent, impact-resistant trays & dividers, smooth surfaces & radiused edges assists cleaning (compatible with steam cleaning / high temperature machine washing)
- Trays feature an integral handle with a plastic clip-on label cover (coloured labels supplied - white, blue, green, yellow & red)
- 100 / 150mm deep trays, can be subdivided in both length & width using removable dividers (max load 5kg)
- 2 x long & 2 x short dividers supplied with each tray
- Polyurethane ring buffers offer protection to both the trolley & fabric of the building, smooth surfaces assist cleaning
- 100mm polymer castors, 2 off braking

Standard Colours

- Paint - Grey White

Dimensions (w x d x h)

- Overall Dimensions - 550 x 550 x 993mm
- Overall Dimensions (with Overbridge) - 600 x 550 x 1620mm
- Plastic Top - 455 x 455 (internal) at height 968mm
- Trays
 - Shallow Tray - 355 x 405 x 100mm (internal)
 - Deep Tray - 355 x 405 x 150mm (internal)

Item	Description	Weight
High Security Bolt Lock		
CTANAEM1/10/3S2D/HSB	3 x 100mm, 2 x 150mm Trays, High Security Bolt Lock	41.4kg
CTANAEM1/10/4S1D/HSB	4 x 100mm, 1 x 150mm Trays, High Security Bolt Lock	41.1kg
CTANAEM1/10/6S/HSB	6 x 100mm Trays, High Security Bolt Lock	42.2kg

Options / Accessories

- Locking & Security - page 60
- Overbridge & Tilt Bins - page 66
- Carerail Mounted - page 68
- Castors & Ring Buffers - page 76
- Trays, Shelves, Dividers & Labels - page 77



CTANAEM1/10/4S1D/EPB

Item	Description	Weight
Electronic Push Button Lock		
CTANAEM1/10/3S2D/EPB	3 x 100mm, 2 x 150mm Trays, Electronic Push Button Lock	41.4kg
CTANAEM1/10/4S1D/EPB	4 x 100mm, 1 x 150mm Trays, Electronic Push Button Lock	41.1kg
CTANAEM1/10/6S/EPB	6 x 100mm Trays, Electronic Push Button Lock	42.2kg



CTCASTM1/10/3S2D/CA

Caretray Trolley - Cast

Features

- Trolleys suitable for use within A&E / Plaster Room
- Quick & easy disassembly, assists thorough & deep cleaning
- Fully welded mild steel frame, powder coated in a durable epoxy paint (requires no on-site assembly)
- Recyclable polypropylene one-piece top & side panels, smooth surfaces & radiused edges assists cleaning (compatible with steam cleaning)
 - Top Panel - Raised edges on three sides provide defined grab points to act as push handles, whilst an integral rim at the front contains spillages (max load 30kg)
 - Side Panels - Incorporate runners with positive stops preventing trays from being accidentally withdrawn (symmetrical design allows tray insertion from either side)
- Carerails fitted to either side support a wide range of accessories
- Solid grade laminate door & back panel providing security for the contents of the trays
- Two locking options...
 - CAM Lock with Wing Handle - Supplied with two keys
 - Electronic Push Button Lock - Programable four-digit code
- Trolley pre-configured with the following accessories...
 - Overbridge, Mild Steel
 - Four Compartment Tilt Bin, Mild Steel
 - Bowl Support & Bracket
 - Stainless Steel Bowl, 7 Litre
 - Waste Bin & Bracket, 8 Litre
 - Glove / Mask Box Holder, One Box
- Translucent, impact-resistant trays & dividers, smooth surfaces & radiused edges assists cleaning (compatible with steam cleaning / high temperature machine washing)
- Trays feature an integral handle with a plastic clip-on label cover (coloured labels supplied - white, blue, green, yellow & red)
- 100 / 150mm deep trays, can be subdivided in both length & width using removable dividers (max load 5kg)
- 2 x long & 2 x short dividers supplied with each tray
- Polyurethane ring buffers offer protection to both the trolley & fabric of the building, smooth surfaces assist cleaning
- 100mm polymer castors, 2 off braking

Standard Colours

- Paint - Grey White

Dimensions (w x d x h)

- Overall Dimensions - 550 x 550 x 993mm
- Overall Dimensions (with Overbridge) - 600 x 550 x 1620mm
- Plastic Top - 455 x 455 (internal) at height 968mm
- Trays
 - Shallow Tray - 355 x 405 x 100mm (internal)
 - Deep Tray - 355 x 405 x 150mm (internal)

Item	Description	Weight
CAM Lock with Wing Handle		
CTCASTM1/10/3S2D/CA	3 x 100mm, 2 x 150mm Trays, CAM Lock with Wing Handle	43.5kg
CTCASTM1/10/4S1D/CA	4 x 100mm, 1 x 150mm Trays, CAM Lock with Wing Handle	43.2kg
CTCASTM1/10/6S/CA	6 x 100mm Trays, CAM Lock with Wing Handle	44.3kg

Options / Accessories

- Locking & Security - page 60
- Overbridge & Tilt Bins - page 66
- Carerail Mounted - page 68
- Castors & Ring Buffers - page 76
- Trays, Shelves, Dividers & Labels - page 77



CTCASTM1/10/3S2D/EPB

Item	Description	Weight
Electronic Push Button Lock		
CTCASTM1/10/3S2D/EPB	3 x 100mm, 2 x 150mm Trays, Electronic Push Button Lock	43.7kg
CTCASTM1/10/4S1D/EPB	4 x 100mm, 1 x 150mm Trays, Electronic Push Button Lock	43.4kg
CTCASTM1/10/6S/EPB	6 x 100mm Trays, Electronic Push Button Lock	44.5kg



CTCRITM1/10/3S2D/CA

Caretray Trolley - Critical Care

Features

- Trolleys suitable for use with Critical Care
- Quick & easy disassembly, assists thorough & deep cleaning
- Fully welded mild steel frame, powder coated in a durable epoxy paint (requires no on-site assembly)
- Recyclable polypropylene one-piece top & side panels, smooth surfaces & radiused edges assists cleaning (compatible with steam cleaning)
 - Top Panel - Raised edges on three sides provide defined grab points to act as push handles, whilst an integral rim at the front contains spillages (max load 30kg)
 - Side Panels - Incorporate runners with positive stops preventing trays from being accidentally withdrawn (symmetrical design allows tray insertion from either side)
- Carerails fitted to either side support a wide range of accessories
- Solid grade laminate door & back panel providing security for the contents of the trays
- Two locking options...
 - CAM Lock with Winged Handle - Supplied with two keys
 - Electric Push Button Lock - Programmable four-digit code
- Trolley pre-configured with the following accessories...
 - Overbridge, Mild Steel
 - Five Compartment Tilt Bin, Mild Steel
 - Six Compartment Tilt Bin, Mild Steel
 - Alcohol Gel Holder
 - Infusion Pole & Bracket
 - Waste Bin & Bracket, 8 Litre
 - Glove / Mask Box Holder, One Box
- Translucent, impact-resistant trays & dividers, smooth surfaces & radiused edges assists cleaning (compatible with steam cleaning / high temperature machine washing)
- Trays feature an integral handle with a plastic clip-on label cover (coloured labels supplied - white, blue, green, yellow & red)
- 100 / 150mm deep trays, can be subdivided in both length & width using removable dividers (max load 5kg)
- 2 x long & 2 x short dividers supplied with each tray
- Polyurethane ring buffers offer protection to both the trolley & fabric of the building, smooth surfaces assist cleaning
- 100mm polymer castors, 2 off braking

Standard Colours

- Paint - Grey White

Dimensions (w x d x h)

- Overall Dimensions - 550 x 550 x 993mm
- Overall Dimensions (with Overbridge) - 600 x 550 x 1620mm
- Plastic Top - 455 x 455 (internal) at height 968mm
- Trays
 - Shallow Tray - 355 x 405 x 100mm (internal)
 - Deep Tray - 355 x 405 x 150mm (internal)

Item	Description	Weight
CAM Lock with Wing Handle		
CTCRITM1/10/3S2D/CA	3 x 100mm, 2 x 150mm Trays, CAM Lock with Wing Handle	44.6kg
CTCRITM1/10/4S1D/CA	4 x 100mm, 1 x 150mm Trays, CAM Lock with Wing Handle	44.3kg
CTCRITM1/10/6S/CA	6 x 100mm Trays, CAM Lock with Wing Handle	45.4kg

Options / Accessories

- Locking & Security - page 60
- Overbridge & Tilt Bins - page 66
- Carerail Mounted - page 68
- Castors & Ring Buffers - page 76
- Trays, Shelves, Dividers & Labels - page 77



Item	Description	Weight
Electronic Push Button Lock		
CTCRITM1/10/3S2D/EPB	3 x 100mm, 2 x 150mm Trays, Electronic Push Button Lock	44.8kg
CTCRITM1/10/4S1D/EPB	4 x 100mm, 1 x 150mm Trays, Electronic Push Button Lock	44.5kg
CTCRITM1/10/6S/EPB	6 x 100mm Trays, Electronic Push Button Lock	45.6kg



CTCRITM1/10/3S2D/EPB



CTINFEM1/10/3S2D/HSB

Caretray Trolley - Infection

Features

- Trolleys designed for use when treating patients that have been infected with multi-resistant pathogens
- Quick & easy disassembly, assists thorough & deep cleaning
- Fully welded mild steel frame, powder coated in a durable epoxy paint (requires no on-site assembly)
- Recyclable polypropylene one-piece top & side panels, smooth surfaces & radiused edges assists cleaning (compatible with steam cleaning)
 - Top Panel - Raised edges on three sides provide defined grab points to act as push handles, whilst an integral rim at the front contains spillages (max load 30kg)
 - Side Panels - Incorporate runners with positive stops preventing trays from being accidentally withdrawn (symmetrical design allows tray insertion from either side)
- Carerails fitted to either side support a wide range of accessories
- Solid grade laminate door & back panel providing security for the contents of the trays
- Two locking options...
 - High Security Bolt Lock - Supplied with two keys
 - Electronic Push Button Lock - Programable four-digit code
- Trolley pre-configured with the following accessories...
 - Waste Bin & Bracket, 8 Litre
- Translucent, impact-resistant trays & dividers, smooth surfaces & radiused edges assists cleaning (compatible with steam cleaning / high temperature machine washing)
- Trays feature an integral handle with a plastic clip-on label cover (coloured labels supplied - white, blue, green, yellow & red)
- 100 / 150mm deep trays, can be subdivided in both length & width using removable dividers (max load 5kg)
- 2 x long & 2 x short dividers supplied with each tray
- Polyurethane ring buffers offer protection to both the trolley & fabric of the building, smooth surfaces assist cleaning
- 100mm polymer castors, 2 off braking

Standard Colours

- Paint - Grey White

Dimensions (w x d x h)

- Overall Dimensions - 550 x 550 x 993mm
- Overall Dimensions (with Overbridge) - 600 x 550 x 1620mm
- Plastic Top - 455 x 455 (internal) at height 968mm
- Trays
 - Shallow Tray - 355 x 405 x 100mm (internal)
 - Deep Tray - 355 x 405 x 150mm (internal)

Item	Description	Weight
High Security Bolt Lock		
CTINFEM1/10/3S2D/HSB	3 x 100mm, 2 x 150mm Trays, High Security Bolt Lock	35.5kg
CTINFEM1/10/4S1D/HSB	4 x 100mm, 1 x 150mm Trays, High Security Bolt Lock	35.2kg
CTINFEM1/10/6S/HSB	6 x 100mm Trays, High Security Bolt Lock	36.3kg

Options / Accessories

- Locking & Security - page 60
- Overbridge & Tilt Bins - page 66
- Defibrillator Platform - page 67
- Carerail Mounted - page 68
- Laptop Holders - page 74
- Castors & Ring Buffers - page 76
- Trays, Shelves, Dividers & Labels - page 77



CTINFEM1/10/3S2D/EPB

Item	Description	Weight
Electronic Push Button Lock		
CTINFEM1/10/3S2D/EPB	3 x 100mm, 2 x 150mm Trays, Electronic Push Button Lock	35.5kg
CTINFEM1/10/4S1D/EPB	4 x 100mm, 1 x 150mm Trays, Electronic Push Button Lock	35.2kg
CTINFEM1/10/6S/EPB	6 x 100mm Trays, Electronic Push Button Lock	36.3kg



Caretray Trolley - IV Preparation

Features

- Trolleys designed for use when preparing & administering intravenous infusions
- Quick & easy disassembly, assists thorough & deep cleaning
- Fully welded mild steel frame, powder coated in a durable epoxy paint (requires no on-site assembly)
- Recyclable polypropylene one-piece top & side panels, smooth surfaces & radiused edges assists cleaning (compatible with steam cleaning)
 - Top Panel - Raised edges on three sides provide defined grab points to act as push handles, whilst an integral rim at the front contains spillages (max load 30kg)
 - Side Panels - Incorporate runners with positive stops preventing trays from being accidentally withdrawn (symmetrical design allows tray insertion from either side)
- Carerails fitted to either side support a wide range of accessories
- Solid grade laminate door & back panel providing security for the contents of the trays
- Two locking options...
 - High Security Bolt Lock - Supplied with two keys
 - Electronic Push Button Lock - Programable four-digit code
- Trolley pre-configured with the following accessories...
 - Infusion Pole & Bracket
 - Waste Bin & Bracket, 8 Litre
 - Glove / Mask Box Holder, One Box
 - Sharps Box Holder
- Translucent, impact-resistant trays & dividers, smooth surfaces & radiused edges assists cleaning (compatible with steam cleaning / high temperature machine washing)
- Trays feature an integral handle with a plastic clip-on label cover (coloured labels supplied - white, blue, green, yellow & red)
- 100 / 150mm deep trays, can be subdivided in both length & width using removable dividers (max load 5kg)
- 2 x long & 2 x short dividers supplied with each tray
- Polyurethane ring buffers offer protection to both the trolley & fabric of the building, smooth surfaces assist cleaning
- 100mm polymer castors, 2 off braking
- When not in use, trolleys storing medicines should be secured to the wall using a Security Clamp (see locking & security accessories)

Standard Colours

- Paint - Grey White

Dimensions (w x d x h)

- Overall Dimensions - 550 x 550 x 993mm
- Overall Dimensions (with Overbridge) - 600 x 550 x 1620mm
- Plastic Top - 455 x 455 (internal) at height 968mm
- Trays
 - Shallow Tray - 355 x 405 x 100mm (internal)
 - Deep Tray - 355 x 405 x 150mm (internal)

Item	Description	Weight
High Security Bolt Lock		
CTIVPRM1/10/3S2D/HSB	3 x 100mm, 2 x 150mm Trays, High Security Bolt Lock	39.8kg
CTIVPRM1/10/4S1D/HSB	4 x 100mm, 1 x 150mm Trays, High Security Bolt Lock	39.5kg
CTIVPRM1/10/6S/HSB	6 x 100mm Trays, High Security Bolt Lock	40.6kg

Options / Accessories

- Locking & Security - page 60
- Overbridge & Tilt Bins - page 66
- Defibrillator Platform - page 67
- Carerail Mounted - page 68
- Laptop Holders - page 74
- Castors & Ring Buffers - page 76
- Trays, Shelves, Dividers & Labels - page 77



CTIVPRM1/10/3S2D/EPB

Item	Description	Weight
Electronic Push Button Lock		
CTIVPRM1/10/3S2D/EPB	3 x 100mm, 2 x 150mm Trays, Electronic Push Button Lock	39.8kg
CTIVPRM1/10/4S1D/EPB	4 x 100mm, 1 x 150mm Trays, Electronic Push Button Lock	39.5kg
CTIVPRM1/10/6S/EPB	6 x 100mm Trays, Electronic Push Button Lock	40.6kg



CTMEDSM1/10/3S2D/CA

Caretray Trolley - Medical / Surgical

Features

- Trolleys designed for use within the Medical / Surgical Environment
- Quick & easy disassembly, assists thorough & deep cleaning
- Fully welded mild steel frame, powder coated in a durable epoxy paint (requires no on-site assembly)
- Recyclable polypropylene one-piece top & side panels, smooth surfaces & radiused edges assists cleaning (compatible with steam cleaning)
 - Top Panel - Raised edges on three sides provide defined grab points to act as push handles, whilst an integral rim at the front contains spillages (max load 30kg)
 - Side Panels - Incorporate runners with positive stops preventing trays from being accidentally withdrawn (symmetrical design allows tray insertion from either side)
- Carerails fitted to either side support a wide range of accessories
- Solid grade laminate door & back panel providing security for the contents of the trays
- Two locking options...
 - CAM Lock with Wing Handle - Supplied with two keys
 - Electronic Push Button Lock - Programable four-digit code
- Trolley pre-configured with the following accessories...
 - Overbridge, Mild Steel
 - Four Compartment Tilt Bin, Mild Steel
 - Infusion Pole & Bracket
 - Waste Bin & Bracket, 8 Litre
 - Glove / Mask Box Holder, One Box
 - Sharps Box Holder
- Translucent, impact-resistant trays & dividers, smooth surfaces & radiused edges assists cleaning (compatible with steam cleaning / high temperature machine washing)
- Trays feature an integral handle with a plastic clip-on label cover (coloured labels supplied - white, blue, green, yellow & red)
- 100 / 150mm deep trays, can be subdivided in both length & width using removable dividers (max load 5kg)
- 2 x long & 2 x short dividers supplied with each tray
- Polyurethane ring buffers offer protection to both the trolley & fabric of the building, smooth surfaces assist cleaning
- 100mm polymer castors, 2 off braking

Standard Colours

- Paint - Grey White

Dimensions (w x d x h)

- Overall Dimensions - 550 x 550 x 993mm
- Overall Dimensions (with Overbridge) - 600 x 550 x 1620mm
- Plastic Top - 455 x 455 (internal) at height 968mm
- Trays
 - Shallow Tray - 355 x 405 x 100mm (internal)
 - Deep Tray - 355 x 405 x 150mm (internal)

Item	Description	Weight
CAM Lock with Wing Handle		
CTMEDSM1/10/3S2D/CA	3 x 100mm, 2 x 150mm Trays, CAM Lock with Wing Handle	43.2kg
CTMEDSM1/10/4S1D/CA	4 x 100mm, 1 x 150mm Trays, CAM Lock with Wing Handle	42.9kg
CTMEDSM1/10/6S/CA	6 x 100mm Trays, CAM Lock with Wing Handle	44.0kg

Options / Accessories

- Locking & Security - page 60
- Overbridge & Tilt Bins - page 66
- Carerail Mounted - page 68
- Castors & Ring Buffers - page 76
- Trays, Shelves, Dividers & Labels - page 77



Item	Description	Weight
Electronic Push Button Lock		
CTMEDSM1/10/3S2D/EPB	3 x 100mm, 2 x 150mm Trays, Electronic Push Button Lock	43.4kg
CTMEDSM1/10/4S1D/EPB	4 x 100mm, 1 x 150mm Trays, Electronic Push Button Lock	43.1kg
CTMEDSM1/10/6S/EPB	6 x 100mm Trays, Electronic Push Button Lock	44.0kg



CTMEDSM1/10/3S2D/EPB



CTPLASM2/10/6S4D

Caretray Trolley - Plaster

Features

- Trolleys suitable for use within A&E / Plaster Room
- Quick & easy disassembly, assists thorough & deep cleaning
- Fully welded mild steel frame, powder coated in a durable epoxy paint (requires no on-site assembly)
- Recyclable polypropylene one-piece top & side panels, smooth surfaces & radiused edges assists cleaning (compatible with steam cleaning)
 - Top Panel - Raised edges on three sides provide defined grab points to act as push handles, whilst an integral rim at the front contains spillages (max load 30kg)
 - Side Panels - Incorporate runners with positive stops preventing trays from being accidentally withdrawn (symmetrical design allows tray insertion from either side)
- Carerails fitted to either side support a wide range of accessories
- Trolley pre-configured with the following accessories...
 - Bucket Support & Bracket
 - Stainless Steel Graduated Bucket, 15 Litre
- Translucent, impact-resistant trays & dividers, smooth surfaces & radiused edges assists cleaning (compatible with steam cleaning / high temperature machine washing)
- Trays feature an integral handle with a plastic clip-on label cover (coloured labels supplied - white, blue, green, yellow & red)
- 100 / 150mm deep trays, can be subdivided in both length & width using removable dividers (max load 5kg)
- 2 x long & 2 x short dividers supplied with each tray
- Polyurethane ring buffers offer protection to both the trolley & fabric of the building, smooth surfaces assist cleaning
- 100mm polymer castors, 2 off braking

Dimensions (w x d x h)

- Overall Dimensions - 1005 x 550 x 993mm
- Plastic Top - 915 x 455 (internal) at height 968mm
- Trays
 - Shallow Tray - 355 x 405 x 100mm (internal)
 - Deep Tray - 355 x 405 x 150mm (internal)

Standard Colours

- Paint - Grey White

Item	Description	Weight
CTPLASM2/10/6S4D	6 x 100mm, 4 x 150mm Trays	50.6kg
CTPLASM2/10/8S2D	8 x 100mm, 2 x 150mm Trays	49.9kg

Options / Accessories

- Carerail Mounted - page 68
- Laptop Holders - page 74
- Castors & Ring Buffers - page 76
- Trays, Shelves, Dividers & Labels - page 77





CTVACIM1/10/3S2D

Caretray Trolley - Vaccination

Features

- Trolleys suitable for use with vaccination
- Quick & easy disassembly, assists thorough & deep cleaning
- Fully welded mild steel frame, powder coated in a durable epoxy paint (requires no on-site assembly)
- Recyclable polypropylene one-piece top & side panels, smooth surfaces & radiused edges assists cleaning (compatible with steam cleaning)
 - Top Panel - Raised edges on three sides provide defined grab points to act as push handles, whilst an integral rim at the front contains spillages (max load 30kg)
 - Side Panels - Incorporate runners with positive stops preventing trays from being accidentally withdrawn (symmetrical design allows tray insertion from either side)
- Carerails fitted to either side support a wide range of accessories
- Trolley pre-configured with the following accessories...
 - Alcohol Gel Holder
 - Debris Bin & Bracket
 - Glove, Mask Box Holder, One Box
 - Sharps Box Holder
- Translucent, impact-resistant trays & dividers, smooth surfaces & radiused edges assists cleaning (compatible with steam cleaning / high temperature machine washing)
- Trays feature an integral handle with a plastic clip-on label cover (coloured label strips supplied - white, blue, green, yellow & red)
- 100 / 150mm deep trays, can be subdivided in both length & width using removable dividers (max load 5kg)
- 2 x long & 2 x short dividers supplied with each tray
- Polyurethane ring buffers offer protection to both the trolley & fabric of the building, smooth surfaces assist cleaning
- 100mm polymer castors, 2 off braking

Standard Colours

- Paint - Grey White

Dimensions (w x d x h)

- Overall Dimensions - 550 x 550 x 993mm
- Plastic Top - 455 x 455 (internal) at height 968mm
- Trays
 - Shallow Tray - 355 x 405 x 100mm (internal)
 - Deep Tray - 355 x 405 x 150mm (internal)

Item	Description	Weight
CTVACIM1/10/3S2D	3 x 100mm, 2 x 150mm Trays	32.0kg
CTVACIM1/10/4S1D	4 x 100mm, 1 x 150mm Trays	31.7kg
CTVACIM1/10/6S	6 x 100mm Trays	32.8kg

Options / Accessories

- Locking & Security - page 60
- Overbridge & Tilt Bins - page 66
- Defibrillator Platform - page 67
- Carerail Mounted - page 68
- Laptop Holders - page 74
- Castors & Ring Buffers - page 76
- Trays, Shelves, Dividers & Labels - page 77





CTBASIM1/10/1FWS

Caretray Trolley - Basics

Features

- Standard level single column easy clean procedure trolleys
- Design allows for the trolley to be upgraded with side panels & trays
- Quick & easy disassembly, assists thorough & deep cleaning
- Fully welded mild steel frame, powder coated in a durable epoxy paint (requires no on-site assembly)
- Recyclable polypropylene one-piece top...
 - Smooth surfaces & radiused edges to assist cleaning (compatible with steam cleaning)
 - Raised edges on three sides, providing defined grab points to act as push handles whilst an integral rim at the front contains spillages (max load 30kg)
- Solid grade laminate full width shelves, removable & supported on the trolley frame (max load per shelf 5kg)
- Carerails fitted to either side support a wide range of accessories
- Polyurethane ring buffers offer protection to both the trolley & fabric of the building, smooth surfaces assist cleaning
- 100mm pressed steel castors, 2 off braking

Dimensions (w x d x h)

- Overall Dimensions - 550 x 550 x 993mm
- Plastic Top - 455 x 455 (internal) at height 968mm
- Full Width Shelves - 420 x 420 (internal) at heights 193 & 554mm

Standard Colours

- Paint - Spearmint

Item	Description	Weight
CTBASIM1/10	Top Panel	14.2kg
CTBASIM1/10/1FWS	1 x Full Width Shelf	15.5kg
CTBASIM1/10/2FWS	2 x Full Width Shelves	16.8kg

Options / Accessories

- Overbridge & Tilt Bins - page 66
- Defibrillator Platform - page 67
- Carerail Mounted - page 68
- Laptop Holders - page 74
- Castors & Ring Buffers - page 76
- Trays, Shelves, Dividers & Labels - page 77



CTBASIM1/10



CTBASIM1/10/2FWS



Mobile Workstation - Mild Steel, Low Level

Features

- Recessed liquid retaining top
- Single Point Locking Using a CAM lock - Supplied with 2 keys
- Anti-tilt mechanism, allows only one drawer to be opened at any one time
- 85, 170 & 255mm deep drawers, fitted on full extension glides (max load 30kg per drawer)
- Two tone colour keyway, drawer fronts available in a range of colours
- Low level corner bumpers protect the fabric of the building
- 80mm pressed steel castors, 2 off braking

Dimensions (w x d x h)

- Overall - 615 x 500 x 810mm
- Drawers - 480 x 375 x 85 / 170 / 255mm (internal)

Standard Colours

- Body - Light Grey
- Drawers - Dark Grey

Item	Description	Weight
MW005	2 x 85mm, 1 x 170mm, 1 x 255mm Drawers	49.0kg



Low level corner bumpers to protect the fabric of the building



Single Point Locking Using a CAM lock - supplied with 2 keys)

*defibrillator & laptop not included



8FLPED1



8FLCOM-LT

Procedure Carts - Polymer, Metro Flexline™

Features

- Lightweight polymer construction with smooth rounded corners to assist cleaning
- Incorporates Microban® offering antimicrobial protection
- Upper work surface provides a writing surface / space for preparation work
- Model specific locking
 - CAM Lock - Supplied with 2 keys
 - Keyless Entry Touch Pad Lock
 - Security Seal Lock - Security seal compatible
- Full extension lightweight polymer drawers, depths 76, 152 & 229mm (max load 7 - 20kg per drawer)
- Two tone colour keyway, drawer handles available in a range of colours
- 127mm polymer castors, 2 off directional & 2 off total lock

Dimensions (w x d x h)

- Drawers
 - 76mm - 514 x 432 x 57mm (internal)
 - 152mm - 514 x 432 x 133mm (internal)
 - 229mm - 514 x 432 x 210mm (internal)

Standard Colours

- Body - Light Taupe
- Drawers - Model Dependant

Options / Accessories

- 8FL190 - Drawer Label Holders (x 10)



Emergency
8FLCRP4



Paediatric
Emergency 8FLPED1



Treatment
8FLTMENT2



Laptop
8FLCOM-LT



Central Line
8FLCLINE



Critical Care
8FLCCU1

Item	Description	Overall Dimensions (w x d x h)	Weight
8FLCRP4	Emergency - 3 x 76mm, 2 x 152mm, 1 x 229mm Drawers, Code Blue Handles	1056 x 607 x 1273mm	91.0kg
8FLPED1	Paediatric Emergency - 8 x 76mm, 1 x 152mm Drawers, Coloured Handles	1056 x 607 x 1273mm	91.0kg
8FLTMENT2	Treatment - 2 x 76mm, 2 x 152mm, 1 x 229mm Drawers, Slate Blue Handles	819 x 568 x 1064mm	91.0kg
8FLCOM-LT	Laptop - 1 x Keyboard Tray, 1 x 76mm, 2 x 152mm, 1 x 229mm Drawers, Slate Blue Handles	819 x 568 x 1064mm	83.0kg
8FLXCLINE	Central Line - 3 x 76mm, 2 x 152mm, 1 x 229mm Drawers, Dark Taupe Handles	819 x 568 x 1064mm	91.0kg
8FLXCCU1	Critical Care - 3 x 76mm, 2 x 152mm, 1 x 229mm Drawers, Red Handles	840 x 569 x 1807mm	90.0kg

	Emergency 8FLCRP4	Paediatric Emergency 8FLPED1	Treatment 8FLTMENT2	Laptop 8FLCOM-LT	Central Line 8FLCLINE	Critical Care 8FLCCU1
Locking & Security						
CAM Lock			✓			
Security Seal Lock	✓	✓				
Keyless Entry Touchpad Lock				✓	✓	✓
Drawer Seal Lock Bar		✓				
Plastic Security Seals (x 100)	✓	✓				
Overbridge & Tilt Bins						
Overbridge with Top Shelf & Hanger Rail						✓
Six Compartment Tilt Bin for Overbridge						✓
Defibrillator Platform						
Adjustable Defibrillator Platform	✓	✓				
Drawer Trays & Dividers						
76mm Drawer Divider Kit			2		2	
152 / 229mm Drawer Divider Kit			2		1	
76mm Drawer Divider Tray & Dividers	3					
152mm Drawer Divider Tray & Dividers	2					
Side Bins						
Side Bin, Locking	4				2	4
Side Bin, Non-Locking				3	2	4
Laptop Holders						
Laptop Arm				✓		
Accessories						
Waste Basket (28 Litre)					✓	
Oxygen Cylinder Holder	✓	✓				
Lockable Sharps Container					✓	
Cord Manager	✓					
Hospital Grade 6, Outlet Strip & Holder	✓					
Suction Pump Shelf	✓	✓				
Rear Fitting Backboard	✓	✓				
Pull Out-Side Shelf	✓	✓				
Two Hook Infusion Pole	✓	✓				



8SXRSCCU



8SXRSDRS

Procedure Carts - Polymer, Metro Starsys™

Features

- Lightweight polymer construction with smooth rounded corners to assist cleaning
 - Incorporates Microban® offering antimicrobial protection
 - Upper work surface provides a writing surface / space for preparation work
 - CAM lock - Supplied with 2 keys*
 - Full extension lightweight polymer drawers, depths 76, 152 & 229mm (max load 7 - 20kg per drawer)
 - Two tone colour keyway, drawer handles available in a range of colours
 - 127mm polymer castors, 2 off braking
- *model specific

Dimensions (w x d x h)

- Drawers
 - 76mm - 412 x 400 x 60mm (internal)
 - 152mm - 412 x 400 x 136mm (internal)
 - 229mm - 412 x 400 x 225mm (internal)

Standard Colours

- Body - Light Taupe
- Drawers Handles - Model Dependant

Options / Accessories

- 8FL190 - Drawer Label Holders (x 10)



Anaesthesia
8SXRANES



Dressing
8SXRSDRS



Trauma
8SXRTRAMA



Critical Care
8SXRSCCU



Arthroscopic
8SXRARTH



IV Therapy
8SXRIV



Cast
8SXRCAST

Item	Description	Overall Dimensions (w x d x h)	Weight
8SXRANES	Anaesthesia - 4 x 152mm, 1 x 229mm Drawers, Dark Taupe Handles, CAM Lock	882 x 633 x 1136mm	104.0kg
8SXRSDRS	Dressing - 3 x 76mm, 2 x 152mm, 1 x 229mm Drawers, Dark Taupe Handles, CAM Lock	577 x 633 x 1060mm	83.0kg
8SXRTRAMA	Trauma - 3 x 76mm, 4 x 152mm Drawers, Slate Blue Handles, CAM Lock	882 x 633 x 1136mm	116.0kg
8SXRSCCU	Critical Care - 1 x 76mm, 1 x 152mm, 3 x 229mm Drawers, Slate Blue Handles	882 x 633 x 1212mm	107.0kg
8SXRARTH	Arthroscopic - 6 x 152mm, 1 x 229mm Drawers, Dark Taupe Handles, CAM Lock	882 x 633 x 1136mm	110.0kg
8SXRIV	IV Therapy - 5 x 76mm, 2 x 229mm Drawers, Green Handles, CAM Lock	882 x 633 x 1136mm	106.0kg
8SXRCAST	Cast - 2 x 76mm, 2 x 152mm, 2 x 229mm Drawers, Slate Blue Handles	882 x 633 x 1212mm	109.0kg

	Anaesthesia 8SXR SANES	Dressing 8SXR SDRS	Trauma 8SXR STRAMA	Critical Care 8SXR SCCU	Arthroscopic 8SXR SARTH	IV Therapy 8SXR SIV	Cast 8SXR SCAST
Locking & Security							
CAM Lock				✓			✓
Overbridge & Accessory Rails							
Overbridge with One Shelf & Accessory Rail			✓		✓		
Overbridge with Two Accessory Rails			✓	✓	✓	✓	✓
Drawer Trays & Dividers							
76mm Drawer Divider Kit				✓			✓
Pods & Tilt-Bins							
Left Swing Out, 3 x Tilt-Bins				✓			✓
Left Swing Out, 3 x Locking Tilt-Bins (CAM Lock)						✓	
Left Swing Out Locking, 3 x Locking Tilt-Bins (CAM Lock)	✓						
Left Swing Out, Top Locking Tilt-Bin (CAM Lock)			✓		✓	✓	
Right Fixed Pod, 1 x Tilt-Bin				✓			✓
Right Swing Out					✓		
Right Swing Out Locking, 3 x Locking Tilt-Bins (CAM Lock)	✓						
Right Swing Out, Top Locking Tilt-Bin (CAM Lock)			✓				
Middle Non-Locking Tilt-Bin			✓				
Pod Tray & Dividers			✓	✓	✓	✓	✓
Tilt-Bin					✓		
Accessories							
Waste Basket & Holder			✓	✓	✓		✓
Universal Clamp	✓						
Laryngoscope Blade / Specimen Holder	✓						
Half Size Utility Bin (Metal)	✓						
Full Size Utility Bin (Metal)	✓						
Label / Tape Dispenser (x 3)	✓						
Plastic Utility Bins with Clear Covers (x 6)	✓			✓	✓		
Sharps Container Bracket			✓		✓		
Two Hook Infusion Pole			✓			✓	
Wire Basket			✓	✓	✓		✓



Procedure Carts - Metro Basix™

Features

- Recessed liquid retaining plastic work surface
- Model specific locking
 - CAM Lock - Supplied with 2 keys
 - Push Button Lock
 - Security Seal Lock - Security seal compatible
- Full extension drawers, depths 76, 152 & 230mm (max load 7 - 24kg per drawer)
- Two tone colour keyway, drawer handles available in a range of colours
- Low level bumpers fitted to Trauma & Anaesthesia model
- 127mm polymer castors, 2 off directional & 2 off total lock

Dimensions (w x d x h)

- Compact
 - Overall Dimensions - 489 x 470 x 876mm
 - Drawers - 381 x 432 x 76 / 152 / 230mm (internal)
- Trauma / Anaesthesia
 - Overall Dimensions - 762 x 613 x 1440mm
 - Drawers - 432 x 565 x 76 / 152 / 230mm (internal)

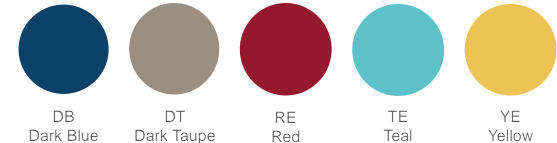
Standard Colours

- Body - Light Taupe
- Drawers - Dark Blue
(see below for alternative colours)

Options / Accessories

- 8MBA172 - Label Holders (x 12)

Alternative drawer colours are available. Change suffix 'DB' on the product code with any of the following i.e. - Compact Basix Cart with red drawers 8MBC1210RE



DB Dark Blue DT Dark Taupe RE Red TE Teal YE Yellow

	Compact 8MBC1210DB	Trauma 8MBX3210TRAUMADB	Anaesthesia 8MBX1310ANES4DB
Locking & Security			
CAM Lock	✓		
Push Button Lock			✓
Security Seal Lock		✓	
Overbridge, Shelves, Hangers & Tilt Bins			
Overbridge Hanger Rail		✓	✓
Overbridge Shelf		✓	✓
Tilt Bins, Four Compartment		✓	
Tilt Bins, Five Compartment			✓
Overbridge Shelf			
Push Handles		✓	
Two Hook Infusion Pole		✓	✓
Side Accessory Bracket			✓
Waste Container			✓
Side Shelf			✓
Glove Box Holder		✓	✓
Sharps Bracket		✓	✓
Side Bins		✓	

Item	Description	Weight
8MBC1210DB	Compact - 1 x 76mm, 2 x 152mm, 1 x 230mm Drawers	63.0kg
8MBX3210TRAUMADB	Trauma - 3 x 76mm, 2 x 152mm, 1 x 230mm Drawers	78.0kg
8MBX1310ANES4DB	Anaesthesia - 1 x 76mm, 3 x 152mm, 1 x 230mm Drawers	81.0kg



Label Holders



8MBC1210YE



8MBX3210TRAUMARE



8MBX1310ANES4TE



Resuscitation Trolleys & Carts

Resuscitation Trolleys - Mild Steel	316
Caretray Trolley - Resuscitation	322
Resuscitation Carts - Polymer, Metro Lifeline™	324
Resuscitation Carts - Polymer, Metro Flexline™	326
Airways / Difficult Intubation Trolley - Mild Steel	327
Caretray Trolley - Airways / Difficult Intubation	328



Drop down cupboard door prevents drawers from being opened. Can be secured using security seals.



WT210

Resuscitation Trolleys - Mild Steel

Features

- Popular resuscitation trolley
- Drawer contents are secured when the lower cupboard is closed (security seal compatible)
- Upper drawer supplied with a plastic drawer liner, with dividers
- Recessed liquid retaining stainless steel work surface (usable 630 x 445)
- Lift up work flap (usable 305 x 455mm)
- Two hook infusion pole mounted to rear of trolley
- Low level bumper bar
- Push handles one end
- 125mm pressed steel castors

Dimensions (w x d x h)

- Drawers - 600 x 430 x 70 / 96 / 155mm (internal)
- Lower Cupboard - 625 x 475 x 295mm (internal)

Standard Colours

- Paint - Red
- Lift Up Flap - White

Item	Description	Overall Dimensions (w x d x h)	Weight
WT200	2 x 70mm & 1 x 155mm Deep Drawers, Lower Cupboard	825 x 575 x 999mm	74.0kg
WT210	3 x 96mm Deep Drawers, Lower Cupboard	825 x 575 x 999mm	75.1kg
WT250	4 x 70mm & 1 x 155mm Deep Drawers, Lower Cupboard	825 x 575 x 1165mm	86.0kg



WT250/CYL/D/E
shown with optional cylinder holder WT/CYL/D/E



WT200

Adjustable Defibrillator Platform

Features

- Compatible with all popular defibrillators
- Defibrillator supported on a 365mm wide platform & is held securely in place using a clamp (adjusts using a handwheel 205 - 380mm)
- Platform mounted on an arm that swings 90 degrees from the worksurface & can be locked in position using a tensioning knob (rotates 360 degrees)
- Base of platform sits 150mm above the top of the trolley
- Fitted to the rear left-hand side of the trolley
- Maximum capacity 6kg
- Factory fitted

Dimensions (w x d x h)

- 477 x 365 x 642mm (increases overall height by 185mm)

Standard Colours

- Paint - Grey White



WT/DEFIB

Item	Description	Weight
WT/DEFIB	Adjustable Defibrillator Platform	5.5kg

Suction Pump Shelf

Features

- Compatible with all popular suction pumps
- Shelf provides an area 415 x 200mm (w x d)
- 30mm upstand at front of shelf
- Floor to base of shelf at height - 260mm
- Corner bumpers offer protection to both the trolley & fabric of the building
- Maximum capacity 15kg
- Factory fitted

Dimensions (w x d x h)

- Overall Dimensions - 420 x 205 x 380mm

Standard Colours

- Paint - Red



WT/SPS shown on WT/200

Item	Description	Weight
WT/SPS	Suction Pump Shelf	5.0kg

Cardiac Board

Features

- Laminate cardiac board approx. 500 x 400 x 17mm
- Positioned at the rear of the trolley for easy access
- Factory fitted



Item	Description	Weight
WT/CBOARD	Cardiac Board	1.5kg

Cylinder Holders

Features

- WT/CYL/D/E compatible with AD, CD, D, DD, PD, RD, ZD & E cylinders, max diameter 100mm
- WT/CYL/F compatible with F, LF, VF, HX & ZX cylinders, max diameter 145mm
- Maximum two-cylinder holders per trolley
- Factory fitted



WT/CYL/F

WT/CYL/D/E

Item	Description	Weight
WT/CYL/D/E	D/E Size, Max Diameter 100mm	3.0kg
WT/CYL/F	F Size, Max Diameter 145mm	3.4kg

Drawer Tidy

Features

- Plastic drawer liner with removable dividers
- One tidy supplied as standard with each trolley



Item	Description	Weight
WT/DT	Drawer Tidy	1.6kg

Four Gang Socket

Features

- Switched & fused four gang socket
- Supplied with 3 metres of beige cable & fitted with a UK 3 pin plug
- Fitted to the rear of the trolley, complete with a cleat to secure the cable when not in use
- Factory fitted



Item	Description	Weight
E/SOCKET/4	Four Gang Socket	1.4kg

Guard Rail

Features

- Stainless steel guard rail
- Increases the height of the trolley by 60mm
- Factory fitted




Item	Description	Weight
G/RAIL-C	Guard Rail	1.5kg

Security Seals

Features

- Snap on plastic security
- Pack of 100



Item	Description
2PLCO026	Security Seals

Heavy Duty Castors

Features

- 125mm heavy duty pressed steel castors
- Offers additional cushioning, lowering noise levels
- Factory fitted



Item	Description	Weight
C012	2 x Braking, 2 x Non-Braking (set of 4)	5.0kg



CTRESUM1/10/3S2D/SS

Caretray Trolley - Resuscitation

Features

- Trolleys suitable for use with Resuscitation
- Quick & easy disassembly, assists thorough & deep cleaning
- Fully welded mild steel frame, powder coated in a durable epoxy paint (requires no on-site assembly)
- Recyclable polypropylene one-piece top & side panels, smooth surfaces & radiused edges assists cleaning (compatible with steam cleaning)
 - Top Panel - Raised edges on three sides provide defined grab points to act as push handles, whilst an integral rim at the front contains spillages (max load 30kg)
 - Side Panels - Incorporate runners with positive stops preventing trays from being accidentally withdrawn (symmetrical design allows tray insertion from either side)
- Carerails fitted to either side support a wide range of accessories
- Solid grade laminate door & back panel providing security for the contents of the trays
- Door fitted with a security seal lock (security seal compatible)
- Trolley pre-configured with the following accessories...
 - Cylinder Holder, C/CD/D
 - Glove / Mask Box Holder, One Box
- Translucent, impact-resistant trays & dividers, smooth surfaces & radiused edges assists cleaning (compatible with steam cleaning / high temperature machine washing)
- Trays feature an integral handle with a plastic clip-on label cover (coloured labels supplied - white, blue, green, yellow & red)
- 100 / 150mm deep trays, can be subdivided in both length & width using removable dividers (max load 5kg)
- 2 x long & 2 x short dividers supplied with each tray
- Polyurethane ring buffers offer protection to both the trolley & fabric of the building, smooth surfaces assist cleaning
- 100mm polymer castors, 2 off braking

Dimensions (w x d x h)

- Overall Dimensions - 550 x 550 x 993mm
- Plastic Top - 455 x 455 (internal) at height 968mm
- Trays
 - Shallow Tray - 355 x 405 x 100mm (internal)
 - Deep Tray - 355 x 405 x 150mm (internal)

Standard Colours

- Paint - Red

Options / Accessories

- Defibrillator Platform - page 67

Item	Description	Weight
CTRESUM1/10/3S2D/SS	3 x 100mm, 2 x 150mm Trays	38.3kg
CTRESUM1/10/4S1D/SS	4 x 100mm, 1 x 150mm Trays	38.0kg
CTRESUM1/10/6S/SS	6 x 100mm Trays	39.1kg

Overbridge

Features

- Fixes onto the rear uprights of the trolley
- Provides a fixing location for tilt bins (order separately)
- Factory fitted

Standard Colours

- Paint - Grey White



CTRESUSM1/10/3S2D/SS
shown with Overbridge & Tilt Bins



Item	Description	Weight
CT/OB/MS	Overbridge, Mild Steel	2.0kg

sales@bristolmaid.com

Tilt Bins

Features

- Available with 4, 5 or 6 compartments
- Clear bins provide visible storage & assists organisation
- Bins tilt to 45° allowing easy access of contents, & can be removed to assist refilling / cleaning
- Label holder for easy identification
- Retaining bar secures bins in place, preventing from tipping forward during transit
- Supplied with a mild steel mounting

Dimensions (w x d x h)

Compartment Dimensions

- TBIN4/MS - 143 x 127 x 190mm
- TBIN5/MS - 108 x 95 x 146mm
- TBIN6/MS - 89 x 67 x 95mm

Standard Colours

- Plastic - Cream
- Paint - Grey White



45° Angle Tilt



Label Holder



Top: TBIN6/MS
Middle: TBIN5/MS
Bottom: TBIN4/MS

Item	Description	Overall Dimensions (w x d x h)	Weight
TBIN4/MS	Four Compartment	600 x 171 x 207mm	2.3kg
TBIN5/MS	Five Compartment	600 x 135 x 164mm	1.6kg
TBIN6/MS	Six Compartment	600 x 93 x 113mm	0.9kg

+44 (0)1258 484455

www.bristolmaid.com



8LECCRP4
(defibrillator not included)

Features

- Range of pre-configured emergency carts
- Lightweight polymer construction with smooth rounded corners to assist cleaning
- Incorporates Microban® offering antimicrobial protection
- Single seal mechanism secures the top compartment, drawers & tilt-out side bins (security seal compatible)
- Top storage compartment features a clear removable cover, & provides instant access to first-line equipment
- Strapless defibrillator platform on swing arm adjusts to accommodate various models
- Full extension lightweight polymer drawers, depths 76, 152, 229 & 305mm, (max load 7 - 20kg per drawer)
- Ergonomic handle with fifth wheel steering provides maximum control, when attending an emergency situation
- Two tone colour keyway
- 127mm polymer castors, 2 off braking

Dimensions (w x d x h)

- Drawers - 514 x 432 x 76 / 152 / 229 / 305mm (internal)

Standard Colours

- Body - Blue
- Drawers - Light Taupe / Code Blue

Options / Accessories

- 8FL190 - Drawer Label Holders (x 10)



Drawer Label Holders

Item	Description	Overall Dimensions (w x d x h)	Weight
8LECCRP2	1 x 76mm, 3 x 152mm Drawers	965 x 575 x 984mm	84.0kg
8LECCRP3	2 x 76mm, 1 x 152mm, 1 x 229mm Drawers	965 x 575 x 984mm	88.0kg
8LECCRP4	2 x 76mm, 1 x 152mm, 1 x 305mm Drawers	965 x 575 x 1070mm	87.0kg



	8LECCRP2	8LECCRP3	8LECCRP4
Top Cavity Tray		✓	
Locking Side Bin (x 3)		✓	✓
Waste Basket (28 Litre)	✓		
Lockable Sharps Container	✓		
Adjustable Defibrillator Platform	✓	✓	✓
Suction Pump Shelf		✓	
Backboard (Front Fitting)		✓	✓
Backboard (Rear Fitting)	✓		
Oxygen Cylinder Holder	✓	✓	✓
Two Hook Infusion Pole	✓	✓	✓
Storage Bin	✓	✓	✓
Plastic Security Seals (x 100)	✓	✓	✓



8FL21P3369
(Fitted with optional two hook infusion pole, oxygen cylinder holder & defibrillator platform. Defibrillator not included)

Resuscitation Carts - Polymer, Metro Flexline™

Features

- Lightweight polymer construction with smooth rounded corners to assist cleaning
- Incorporates Microban® offering antimicrobial protection
- Upper work surface provides a writing surface / space for preparation work
- Single seal mechanism secures the drawers (security seal compatible)
- Full extension lightweight polymer drawers, depths 76, 152 & 229mm (max load 7 - 20kg per drawer)
- Two tone colour keyway
- 127mm polymer castors, 2 x directional & 2 x total lock

Dimensions (w x d x h)

- Overall Dimensions - 819 x 568 x 914mm
- Drawers
 - 76mm - 514 x 432 x 57mm (internal)
 - 152mm - 514 x 432 x 133mm (internal)
 - 229mm - 514 x 432 x 210mm (internal)

Standard Colours

- Body - Light Taupe
- Drawers - Light Taupe / Red

Options / Accessories

- 8FL141 - 76mm Egg Crate Style Drawer Divider Kit (10 x Vertical, 5 x Horizontal)
- 8FL142 - 152mm Egg Crate Style Drawer Divider Kit (10 x Vertical, 5 x Horizontal)
- 8FL190 - Drawer Label Holders (x 10)
- 8FL234 - 100mm Diameter Oxygen Cylinder Holder
- 8FL315 - Two Hook Infusion Pole
- 8LEC320 - Plastic Security Seals (x 100)
- 8LEC304 - Defibrillator Platform

Item	Description	Weight
8FL21P3369	2 x 76mm, 1 x 152mm, 1 x 229mm Drawers	68.0kg

Airways / Difficult Intubation Trolley - Mild Steel

Features

- Recessed liquid retaining top
- Available as non-locking or fitted with a tamper evident panel to secure the contents of the drawers (security seal compatible)
- 135mm deep drawers, fitted on full extension glides (max load 30kg per drawer)
- Carerails fitted to L/H side support a wide range of accessories
- Low level corner bumpers protect the fabric of the building
- 80mm pressed steel castors, 2 off braking

Dimensions (w x d x h)

- Overall - 615 x 500 x 915mm
- Drawers - 480 x 375 x 135mm (internal)

Standard Colours

- Paint - White

Options / Accessories

- Carerail Mounted - page 68



MW015 Tamper Evident Panel



MW010

Item	Description	Weight
MW010	5 x 125mm Drawers, Non Locking	55.0kg
MW015	5 x 125mm Drawers, Tamper Evident Panel	57.0kg



CTAIRWM1/10/3S2D/SS

Caretray Trolley - Airways / Difficult Intubation

Features

- Trolleys suitable for use with Airways / Difficult Intubation
- Quick & easy disassembly, assists thorough & deep cleaning
- Fully welded mild steel frame, powder coated in a durable epoxy paint (requires no on-site assembly)
- Recyclable polypropylene one-piece top & side panels, smooth surfaces & radiused edges assists cleaning (compatible with steam cleaning)
 - Top Panel - Raised edges on three sides provide defined grab points to act as push handles, whilst an integral rim at the front contains spillages (max load 30kg)
 - Side Panels - Incorporate runners with positive stops preventing trays from being accidentally withdrawn (symmetrical design allows tray insertion from either side)
- Carerails fitted to either side support a wide range of accessories
- Solid grade laminate door & back panel providing security for the contents of the trays
- Door fitted with a security seal lock (security seal compatible)
- Trolley pre-configured with the following accessories...
 - Alcohol Gel Holder
 - Airway Tube Holder
 - Glove / Mask Box Holder, One Box
- Translucent, impact-resistant trays & dividers, smooth surfaces & radiused edges assists cleaning (compatible with steam cleaning / high temperature machine washing)
- Trays feature an integral handle with a plastic clip-on label cover (coloured labels supplied - white, blue, green, yellow & red)
- 100 / 150mm deep trays, can be subdivided in both length & width using removable dividers (max load 5kg)
- 2 x long & 2 x short dividers supplied with each tray
- Polyurethane ring buffers offer protection to both the trolley & fabric of the building, smooth surfaces assist cleaning
- 100mm polymer castors, 2 off braking

Dimensions (w x d x h)

- Overall Dimensions - 550 x 550 x 993mm
- Plastic Top - 455 x 455 (internal) at height 968mm
- Trays
 - Shallow Tray - 355 x 405 x 100mm (internal)
 - Deep Tray - 355 x 405 x 150mm (internal)

Standard Colours

- Paint - Grey White

Item	Description	Weight
CTAIRWM1/10/3S2D/SS	3 x 100mm, 2 x 150mm Trays	38.6kg
CTAIRWM1/10/4S1D/SS	4 x 100mm, 1 x 150mm Trays	38.3kg
CTAIRWM1/10/6S/SS	6 x 100mm	39.4kg

Options / Accessories

- Locking & Security - page 60
- Overbridge & Tilt Bins - page 66
- Defibrillator Platform - page 67
- Carerail Mounted - page 68
- Laptop Holders - page 74
- Castors & Ring Buffers - page 76
- Trays, Shelves, Dividers & Labels - page 77





Sackholders & Waste Bins

Removable Body Bins	320
Free Standing Sackholders	325
Fixed Body Plastic Sackholders - Plastic	326
Removable Body Plastic Sackholders - Plastic	327



BR015/WHL

Removable Body Bins - 20 / 50 Litre

Features

- Premium range of removable body bins, fire retardant to HTM83
- Radiused corners to assist cleaning
- Captive drip tray to collect spills
- Positive bag retention through the use of a drop over clamp
- 'Hands free' design with recessed lid discourages opening by hand & encourage use of the pedal
- Stainless steel pedal & linkages
- Plastic feet to keep the unit clear of the floor
- Wheels fitted to rear of bin assist moving when cleaning
- Available with 'Colour Coding' to assist refuse identification, (HTM07)
- Choice of construction...
 - Mild steel tubular frame & sheet metal body, painted for extra durability
 - 'Rust Free' stainless steel construction, painted for extra durability
- Silent closing versions are fitted with a gas damper to minimise noise when the lid closes

Dimensions (w x d x h)

- 20 Litre - 267 x 346 x 552mm
- 50 Litre - 444 x 397 x 551mm

Standard Colours

- Paint - Grey / White



'Rust Free' versions are constructed from painted stainless steel (frame, body & lid)




20 Litre


Item	Description	Weight
BR015/WHL	Hands Free	8.5kg
BR020/WHL	Hands Free & Silent Closing	8.5kg
BR030/WHL	Hands Free, Rust Free & Silent Closing	8.5kg



Positive bag retention through the use of a drop over clamp



Gas damper used on silent closing bins



Raised flange & recessed lid used on hands free bins



BR045/WHL

Alternative lid colours are available. Change suffix 'WHL' on the product code with any of the following i.e. Removable Body Bin - 50ltr, Hands free with a green lid - BR045/**GNL**



WHL
White

GYL
Grey

YEL
Yellow

BKL
Black

ORL
Orange

RDL
Red

PPL
Purple

BNL
Brown

GNL
Green

BLL
Blue

YTL
Yellow & Black

50 Litre

Item	Description	Weight
BR045/WHL	Hands Free	11.5kg
BR050/WHL	Hands Free & Silent Closing	11.5kg
BR060/WHL	Hands Free, Rust Free & Silent Closing	11.5kg



BR075/WHL

Removable Body Bins - 75 / 90 Litre

Features

- Premium range of removable body bins, fire retardant to HTM83
- Radiused corners to assist cleaning
- Captive drip tray to collect spills
- Positive bag retention through the use of a drop over clamp
- 'Hands free' design with recessed lid discourages opening by hand & encourage use of the pedal
- Stainless steel pedal & linkages
- Plastic feet to keep the unit clear of the floor
- Wheels fitted to rear of bin assist moving when cleaning
- Available with 'Colour Coding' to assist refuse identification, (HTM07)
- Choice of construction...
 - Mild steel tubular frame & sheet metal body, painted for extra durability
 - 'Rust Free' stainless steel construction, painted for extra durability
- Silent closing versions are fitted with a gas damper to minimise noise when the lid closes

Dimensions (w x d x h)

- 75 Litre - 444 x 397 x 781mm
- 90 Litre - 444 x 397 x 910mm

Standard Colours

- Paint - Grey / White



'Rust Free' versions are constructed from painted stainless steel (frame, body & lid)




75 Litre


Item	Description	Weight
BR075/WHL	Hands Free	15.0kg
BR080/WHL	Hands Free & Silent Closing	15.0kg
BR090/WHL	Hands Free, Rust Free & Silent Closing	15.0kg



Positive bag retention through the use of a drop over clamp



Gas damper used on silent closing bins



Raised flange & recessed lid used on hands free bins



BR105/WHL

Alternative lid colours are available. Change suffix 'WHL' on the product code with any of the following i.e. Removable Body Bin - 75ltr, Hands free with a yellow lid - BR075/YEL



90 Litre

Item	Description	Weight
BR105/WHL	Hands Free	17.0kg
BR110/WHL	Hands Free & Silent Closing	17.0kg
BR120/WHL	Hands Free, Rust Free & Silent Closing	17.0kg



BR135/WHL



Positive bag retention through the use of a drop over clamp



Gas damper used on silent closing bins



Raised flange & recessed lid used on hands free bins

Removable Body Bins - 75 Litre, Front Opening

Features

- Premium range of removable body bins, fire retardant to HTM83
- Radiused corners to assist cleaning
- Captive drip tray to collect spills
- Positive bag retention through the use of a drop over clamp
- 'Hands free' design with recessed lid discourages opening by hand & encourage use of the pedal
- Stainless steel pedal & linkages
- Plastic feet to keep the unit clear of the floor
- Wheels fitted to rear of bin assist moving when cleaning
- Available with 'Colour Coding' to assist refuse identification, (HTM07)
- Choice of construction...
 - Mild steel tubular frame & sheet metal body, painted for extra durability
 - 'Rust Free' stainless steel construction, painted for extra durability
- Silent closing versions are fitted with a gas damper to minimise noise when the lid closes

Dimensions (w x d x h)

- 75 Litre - 444 x 397 x 781mm

Standard Colours

- Paint - Grey / White



'Rust Free' versions are constructed from painted stainless steel (frame, body & lid)



Alternative lid colours are available. Change suffix 'WHL' on the product code with any of the following i.e. Removable Body Bin - 75ltr, Hands Free & Silent Closing with a grey lid - BR140/GYL

Item	Description	Weight
BR135/WHL	Hands Free	15.0kg
BR140/WHL	Hands Free & Silent Closing	15.0kg
BR150/WHL	Hands Free, Rust Free & Silent Closing	15.0kg

WHL
WhiteGYL
GreyYEL
YellowBKL
BlackORL
OrangeRDL
RedPPL
PurpleBNL
BrownGNL
GreenBLL
BlueYTL
Yellow & Black

Free Standing Sackholders - 50 / 75 Litre

Features

- Captive drip tray to collect spills
- Positive bag retention through the use of an elasticated cord
- Stainless steel pedal & linkages
- Plastic feet to keep the unit clear of the floor
- Wheels fitted to rear of bin assist moving when cleaning
- Available with 'Colour Coding' to assist refuse identification, (HTM07)
- Mild steel tubular frame, painted for extra durability

Dimensions (w x d x h)

- 50 Litre - 442 x 397 x 551mm
- 75 Litre - 442 x 397 x 780mm

Standard Colours

- Paint - Grey



BH015/WHL



BH030/WHL - Bags not supplied

Alternative lid colours are available. Change suffix 'WHL' on the product code with any of the following i.e. Free Standing Bag Holder - 50 Litre, Elastic Cord with brown lid - BH015/**BNL**



WHL
White



GYL
Grey



YEL
Yellow



BKL
Black



ORL
Orange



RDL
Red



PPL
Purple



BNL
Brown



GNL
Green



BLL
Blue



YTL
Yellow & Black

Item	Description	Weight
BH015/WHL	Free Standing Sackholder - 50 Litre	7.0kg
BH030/WHL	Free Standing Sackholder - 75 Litre	7.5kg



5FSH20WH

Item	Description	Weight
5FSH20WH	Fixed Body Sackholder - Plastic, Silent Closing, 20 Litre	3.0kg

Fixed Body Sackholders - Plastic, 20 Litre

Features

- Meets NHS England 'Managing Healthcare Fire Safety' (HTM-05-01)
- Plastic construction with no metal parts
- Smooth surfaces to assist cleaning
- One-piece plastic lid, available in a range of colours to assist refuse identification (HTM07)
- Soft closing lid
- Bag positively secured using a drop over sack retention ring

Dimensions (w x d x h)

- Overall Dimensions - 350 x 220 x 660mm

Standard Colours

- Body - White
- Lid - White

Options

- Alternative Lid Colours - Black / Orange / Yellow / Yellow & Black
- Moulded In Graphics - Available on request

Alternative lid colours available. Change suffix 'WH' on the item no. with any of the following, i.e. Fixed Body Sackholder - Plastic, Silent Closing, 20 Litre with a black lid - 5FSH20BL

WH
WhiteBL
BlackOR
OrangeYE
YellowYB
Yellow & Black

Removable Body Sackholders - Plastic, 42 & 70 Litre

Features

- Meets NHS England 'Managing Healthcare Fire Safety' (HTM-05-03)
- One-piece removable body
- Plastic construction with no metal parts
- Smooth surfaces to assist cleaning
- One-piece plastic lid, available in a range of colours to assist refuse identification (HTM07)
- Soft operating lid on both opening & closing (moving parts enclosed)
- Recessed drip tray to collect unwanted spills
- Bag positively secured using a drop over sack retention ring
- Non-marking rubber feet prevents the bin from sliding
- Wheels fitted to rear of bin assist moving when cleaning

Dimensions (w x d x h)

- 42 Litre - 460 x 420 x 580mm
- 70 Litre - 460 x 450 x 790mm

Standard Colours

- Body - White
- Lid - White

Options

- Alternative Lid Colours - Black/Orange/Yellow/Yellow & Black
- Moulded In Graphics - Available on request



Alternative lid colours available. Change suffix 'WH' on the item no. with any of the following, i.e. Removable Body Sackholder - Plastic, Silent Closing, 42 Litre with a black lid - 5RSH42BL



WH
White



BL
Black



OR
Orange



YE
Yellow



YB
Yellow & Black

Item	Description	Weight
5RSH42WH	Removable Body Sackholder - Plastic, Silent Closing, 42 Litre	8.0kg
5RSH70WH	Removable Body Sackholder - Plastic, Silent Closing, 70 Litre	9.0kg



Seating Solutions

Office, Task & Operators Chairs	330	Seat, Back Cushion & Headrest Options	356
24 Hour Task & Operator Chairs	332	Overnight Chair	358
Bariatric Chairs	334	Soft Seating	360
Saddle & Perch Stools	336	Visitor & Waiting Room Seating	362
Low Back Patient Chairs	338	Waiting Room Seating	364
Medium & High Back Patient Armchairs	339	Tech Chairs & Stools	370
Reclining Armchairs	340	PU Tech Chairs & Stools	372
Reclining Armchairs, Bariatric	350	Static Safe Tech Chairs & Stools	374
Reclining Porters Armchairs	352	Static Safe & Sterile Tech Chairs & Stools	376
Rise & Recline Porters Armchairs	354	Medical Grade Clean Room Tech Chairs	378



5160/VCB



5161/VCH



5162/VLI



5163/FKR


Office, Task & Operators Chairs - Century

Features


- Available as...
 - Medium back
 - High back
 - Draughtsman
- Medium & high back available with fixed ring arms & non-braking castors
- Draughtsman has a medium back, foot ring & glides on a 27" base
- Vinyl or fabric upholstery
 - Vinyl - Fire retardant & antimicrobial
 - Fabric - Fire retardant
- Two lever mechanism
- Black polypropylene five star base
- Pneumatic seat & back rest height adjustment
- Fully upholstered seat & back with deep CMHR foam
- Maximum capacity 120kg

Replace suffix on the product code with any of the following to select your colour i.e. Medium Back Chair in Aztec - 5160/**FAC**

Vinyl - Ambla New Richmond in Colour



Fabric - Camira Advantage



Item	Description	Overall Dimensions (w x d x h)	Seat Height Adjustment	Weight
5160	Century, Medium Back	670 x 670 x 800-1040mm	440 - 570mm	10.0kg
5161	Century, Medium Back, Ring Arms	670 x 670 x 800-1040mm	440 - 570mm	12.0kg
5162	Century, High Back	670 x 670 x 940-1070mm	440 - 570mm	11.0kg
5163	Century, High Back, Ring Arms	670 x 670 x 980-1110mm	440 - 570mm	13.0kg
5160D	Century, Draughtsman	460 x 605 x 1010-1200mm	536 - 686mm	12.0kg



5262/FYR02



5260/FYR15

24 Hour Task & Operator Chairs - Eon

Features

- BS 5459: Part 2: 2000. Specification for performance requirements & tests for office furniture. Office pedestal seating for use by persons weighing up to 150kg & for use up to 24 hours a day
- S1 level tested (severe) for heavy duty use
- Certified for use up to 150kg
- Available as...
 - Medium back
 - High back
- 24/7 Flax fire retardant heavy duty fabric upholstery
- Black polypropylene five-star base
- Easy lift back, ratchet height adjustable
- Independent seat & back mechanism with tension control
- Fully upholstered seat & back with deep CMHR foam
- Optional
 - Height adjustable, fold back or ring arms
 - 12" or 14" draughtsman's kit
- Maximum capacity 150kg

Replace suffix on the product code with any of the following to select your colour i.e. Eon, Medium Back in Zone - 5260/**FYR09**

Fabric - Camira 24/7 Flax



FYR09
Zone



FYR06
Indiction



FYR02
Vernal



FYR15
Annual



FYR03
Equinox



FYR21
White

Item	Description	Overall Dimensions (w x d x h)	Seat Height Adjustment	Weight
5260	Eon, Medium Back	710 x 710 x 835-925mm	470 - 600mm	13.0kg
5262	Eon, High Back	710 x 710 x 925-1030mm	470 - 600mm	14.0kg

24 Hour Task & Operator Chairs - Zenith

Features

- BS 5459: Part 2: 2000. Specification for performance requirements & tests for office furniture. Office pedestal seating for use by persons weighing up to 150kg & for use up to 24 hours a day
- S1 level tested (severe) for heavy duty use
- Certified for use up to 150kg
- 24/7 Flax fire retardant heavy duty fabric upholstery
- Black polypropylene five-star base
- Easy lift back, ratchet height adjustable
- Independent seat & back mechanism with tension control & seat slider
- Fully upholstered seat & back with deep CMHR foam
- Chrome swivel height adjustable arms & seat slider
- Maximum capacity 150kg

Options

- 5/Z/HR - Headrest
- 5/Z/PLS - Pump-Up Lumbar Support

Replace suffix on the product code with any of the following to select your colour i.e. Zenith, High Back in Vernal - 59003/**FYR02**

Fabric - Camira 24/7 Flax



FYR09
Zone



FYR06
Indiction



FYR02
Vernal



FYR15
Annual



FYR03
Equinox



FYR21
White



59003/FYR02/5/Z/HR/5/Z/PLS
shown with optional headrest
& pump-up lumbar support

Item	Description	Overall Dimensions (w x d x h)	Seat Height Adjustment	Weight
59003	Zenith, High Back	710 x 710 x 1160-1240mm	450 - 530mm	21.0kg



5660XL/FCT

Bariatric High Back Chairs

Features


- Deep CMHR foam
- Vinyl or fabric upholstery
 - Vinyl - Fire retardant & antimicrobial
 - Fabric - Fire retardant
- Black heavy duty steel five star base
- Black heavy duty gas lift
- Black height adjustable soft touch armrests
- Easy lift ratchet height adjustable back
- Independent seat & back mechanism with side tension control
- Maximum capacity 315kg

Replace suffix on the product code with any of the following to select your colour i.e. Bariatric High Back in Lime - 5660XL/VLI

Vinyl - Ambla New Richmond in Colour



Fabric - Camira Advantage



Item	Description	Overall Dimensions (w x d x h)	Seat Height Adjustment	Weight
5660XL	High Back, Swivel	750 x 750 x 1080-1190mm	425 - 535mm	29.0kg


Bariatric Chairs

Features


- Deep CMHR foam
- Vinyl or fabric upholstery
 - Vinyl - Fire retardant & antimicrobial
 - Fabric - Fire retardant
- Beech, varnished four leg frame
- Maximum capacity 315kg

Alternative colours are available at extra cost. Replace suffix on the product code with any of the following to select your colour i.e. Bariatric, Beech Frame in Lime - 5671/VLI

Vinyl - Ambla New Richmond in Colour



Fabric - Camira Advantage



Seating Solutions

Item	Description	Overall Dimensions (w x d x h)	Seat Height	Weight
5671	Bariatric, Beech Frame	844 x 580 x 890mm	490mm	16.0kg



Saddle Stools

Features


- Vinyl or fabric upholstery
 - Vinyl - Fire retardant & antimicrobial
 - Fabric - Fire retardant
- Black polypropylene five star base
- Black gas lift with pneumatic seat height adjustment
- Free wheeling castors
- Maximum capacity 120kg

Replace suffix on the product code with any of the following to select your colour i.e. Saddle Stool in Lime - 5202/VLI

Vinyl - Ambla New Richmond in Colour



Fabric - Camira Advantage



Item	Description	Overall Dimensions (w x d x h)	Seat Height Adjustment	Weight
5202	Saddle Stool	670 x 670 x 555-730mm	555 - 730mm	8.0kg

PU Saddle & Perch Stools

Features

- Soft touch black polyurethane seat
- Black polypropylene five star base
- Black gas lift with pneumatic seat height adjustment
- Free wheeling castors
- Maximum capacity 120kg



Item	Description	Overall Dimensions (w x d x h)	Seat Height Adjustment	Weight
5201	PU Saddle Stool	670 x 670 x 590-780mm	590 - 780mm	8.0kg
5205	PU Perch Stool	670 x 670 x 650-730mm	510 - 690mm	8.0kg



5ND/LC/ALDE/VVDEL

Low Back Patient Chairs - Alderbury

Features

- BS EN 16139: 2013 Level 2. Furniture. Strength, durability & safety. Requirements for non-domestic seating
- Ergonomic design to ensure correct sit & posture
- Handgrips assist positioning from standing & seated positions
- Solid beech frame (PEFC accredited)
- Mortice & tenon joint construction, glued & pinned
- Frame finished with anti-bacterial varnish
- Plastic glides fitted to chair legs
- Contoured seat & back, seat section fixed
- Hygiene gap prevents the trapping of dirt & bacteria between the seat & back, provides access for cleaning
- Fire retardant foam (BS 5852: Part 2: 1982)
- Upholstered with fire retardant & antimicrobial vinyl
- Maximum capacity 160kg

Standard Colours

- Vinyl - Delft

Dimensions (w x d x h)

- Overall - 580 x 540 x 890mm
- Seat - 470 x 430 at Height 470mm
- Width Between Arms - 470mm
- Arm Height - 655mm

Alternative colours available at additional cost. Change suffix 'VVDEL' on the product code with any of the following i.e. Alderbury, Low Back Chair in Baltic - 5ND/LC/ALDE/VVTUR

Vinyl - Spradling Valencia C5



Item	Description	Weight
5ND/LC/ALDE/VVDEL	Alderbury, Low Back Chair, Fixed Seat	8.2kg

Medium & High Back Patient Armchairs - Alderbury



Features

- BS EN 16139: 2013 Level 2. Furniture. Strength, durability & safety. Requirements for non-domestic seating
- Ergonomic design to ensure correct sit & posture
- Handgrips assist positioning from standing & seated positions
- Solid beech frame (PEFC accredited)
- Mortice & tenon joint construction, glued & pinned
- Frame finished with anti-bacterial varnish
- Plastic glides fitted to chair legs
- Contoured seat & back
 - Fixed - Seat is fixed to the frame
 - Removable - Seat can be removed to assist cleaning (smooth vinyl upholstered underside) & is reversible to allow the seat section to be repositioned to provide additional clearance at the front of the chair
- Hygiene gap prevents the trapping of dirt & bacteria between the seat & back, provides access for cleaning
- Fire retardant foam (BS 5852: Part 2: 1982)
- Upholstered with fire retardant & antimicrobial vinyl
- Maximum capacity 160kg

Dimensions (w x d x h)

- Medium Back - 660 x 650 x 1000mm
- High Back - 660 x 650 x 1195mm
- Seat - 450 x 435/475* at Height 500mm
- Width Between Arms - 530mm
- Arm Height - 655mm

*Seat depth can be altered by repositioning the removable seat pad



Optional house keeping wheels assist movement of the chair during cleaning

Standard Colours

- Vinyl - Delft

Options

- HW - Housekeeping Wheels

Alternative colours available at additional cost. Change suffix 'VVDEL' on the product code with any of the following i.e. Alderbury, High Back Armchair, Removable & Reversible Seat in Olive - 5ND/HAR/ALDE/VVTUR

Vinyl - Spradling Valencia C5



VVDEL VVTUR VVROT VVLIC



5ND/MAR/ALDE/VVDEL

5ND/HAR/ALDE/VVDEL

Item	Description	Weight
Medium Back		
5ND/MAF/ALDE/VVDEL	Alderbury, Medium Back Armchair, Fixed Seat	13.6kg
5ND/MAR/ALDE/VVDEL	Alderbury, Medium Back Armchair, Removable Seat	13.6kg
High Back		
5ND/HAF/ALDE/VVDEL	Alderbury, High Back Armchair, Fixed Seat	14.4kg
5ND/HAR/ALDE/VVDEL	Alderbury, High Back Armchair, Removable Seat	14.4kg



5RE/RAM/SHAP/VVDEL

Reclining Armchair - Shapwick

Features

- Available as either manual or electric operation
 - Manual - Tilt in space recliner
 - Electric - Single tilt in space reclining only or single tilt in space reclining with rise function
- Manual chairs use a smooth easy to use push operation
- Electric chairs are fitted with a mains powered actuator (230V ~, 50/60Hz) fitted with a UK 3 pin plug & supplied with a handset
- Optional AccuPack system allows the chair to be used without being connected to an electrical supply (average of 100 cycles based on a 24hr charge)
- Upholstered with either
 - Flame retardant antimicrobial vinyl throughout
 - A combination of flame retardant antimicrobial vinyl & vapour permeable (VP) multiway stretch fabric. VP fabric applied to seat & back sections
- Easiform reflex foam provides comfort when sitting (fixed seat)
- Foam leg rest
- 4 x 50mm swivel braking castors
- Maximum capacity 127kg

Dimensions (w x d x h)

- Overall Dimensions - 737 x 902 x 1130mm
- Seat - 510 x 510mm at Height 460mm

Standard Colours


- Vinyl - Delft
- VP Fabric - Navy Blue

Options

- Seat Pressure Management - Coolform, Viscoform, Liquiform, Celliform
- Headrests - Head Pillow, Head Roll, Small Profile, Large Profile, Midline
- Full Length Arm Caps - Positioned over the arm rests
- AccuPack System - Allows mains free chair movements

Item	Description	Weight
5RE/RAM/SHAP/VVDEL	Reclining Armchair, Manual	41.0kg
5RE/RAE/SHAP/VVDEL	Reclining Armchair, Electric	55.0kg
5RE/RRAE/SHAP/VVDEL	Rise & Reclining Armchair, Electric	57.0kg

WHITE GLOVE DELIVERY
*UK mainland only



- Delivery to Chosen Location
- Unwrapping & Removal of Packaging
- Product Positioning & Set-Up
- Full Demonstration of Use to Staff



5RE/RAM/SHAP/VVROT/VPBL




5RE/RRAE/SHAP/VVDEL

Alternative colours available at additional cost.
 Change vinyl suffix 'VVDEL' then change VP fabric suffix 'VPNB' i.e. Shapwick, Reclining Armchair, Electric in Olive Vinyl & Green Vapour Permeable (VP) Multi-Way Stretch Fabric - 5RE/RAE/SHAP/VVOLI/VPGR

Vinyl - Spradling Valencia C5



Fabric - VP Multi-Way Stretch



Item	Description	Weight
5RE/RAM/SHAP/VVDEL/VPNB	Reclining Armchair, Manual	41.0kg
5RE/RAE/SHAP/VVDEL/VPNB	Reclining Armchair, Electric	55.0kg
5RE/RRAE/SHAP/VVDEL/VPNB	Rise & Reclining Armchair, Electric	57.0kg



5RE/RAE/ALWE/VVDEL
(fitted with optional pocket)

Reclining Armchair - Alweston, Wide Arm

Features

- Ideal for use in oncology, dialysis or haematology for intravenous cannulation, where a patient may be seated for a prolonged period of time, or alternatively in recovery following minor treatment
- Wide supportive cushioned arm (150mm)
- Available as either manual or electric operation
 - Manual - Tilt in space recliner
 - Electric - Single tilt in space reclining only, or single tilt in space reclining with rise function
- Manual chairs use a smooth easy to use push operation
- Electric chairs are fitted with a mains powered actuator (230V ~, 50/60Hz) fitted with a UK 3 pin plug & supplied with a handset
- Optional AccuPack system allows the chair to be used without being connected to an electrical supply (average of 100 cycles based on a 24hr charge)
- Upholstered with either
 - Flame retardant antimicrobial vinyl throughout
 - A combination of flame retardant antimicrobial vinyl & vapour permeable (VP) multiway stretch fabric. VP fabric applied to seat & back sections
- Easiform reflex foam provides comfort when sitting (fixed seat)
- Foam leg rest
- 4 x 50mm swivel braking castors
- Maximum capacity 127kg

Dimensions (w x d x h)

- Overall Dimensions - 737 x 902 x 1130mm
- Seat - 510 x 510mm at Height 460mm

Standard Colours

- Vinyl - Delft
- VP Fabric - Navy Blue

Options

- Seat Pressure Management - Coolform, Viscoform, Liquiform, Celliform
- Headrests - Head Pillow, Head Roll, Small Profile, Large Profile, Midline
- Table with Wireless Charging - See page 327
- Full Length Arm Caps - Positioned over the arm rests
- AccuPack System - Allows mains free chair movements
- USB Charging Socket - Located on outside of arm
- Pocket - Positioned on the right-hand side of the chair

Item	Description	Weight
5RE/RAM/ALWE/VVDEL	Reclining Armchair, Wide Arm, Manual	41.0kg
5RE/RAE/ALWE/VVDEL	Reclining Armchair, Wide Arm, Electric	55.0kg
5RE/RRAE/ALWE/VVDEL	Rise & Reclining Armchair, Wide Arm, Electric	57.0kg



- Delivery to Chosen Location
- Unwrapping & Removal of Packaging
- Product Positioning & Set-Up
- Full Demonstration of Use to Staff



5RE/RAE/ALWE/VVLEI/VPBE
(fitted with optional pocket)



5RE/RAE/ALWE/VBAL/VPGY


Alternative colours available at additional cost. Change vinyl suffix 'VVDEL' then change VP fabric suffix 'VPNB' i.e. Ashington, Reclining Armchair, Waterfall Back, Wide Arm, Electric in Olive Vinyl & Green VP Multi-Way Stretch Fabric - 5RE/RAE/ASHI/VVOLI/VPGR

Vinyl - Spradling Valencia C5



VVDEL VVTUR VVROT VVLIC VVSCH
VVLEI VVOLI VVBUC VVBAL VVMEL

Fabric - VP Multi-Way Stretch



VPNB VPBE VPGY
VPBL VPBU VPGR

sales@bristolmaid.com

+44 (0)1258 484455

www.bristolmaid.com

Item	Description	Weight
5RE/RAM/ALWE/VVDEL/VPNB	Reclining Armchair, Wide Arm, Manual	41.0kg
5RE/RAE/ALWE/VVDEL/VPNB	Reclining Armchair, Wide Arm, Electric	55.0kg
5RE/RRAE/ALWE/VVDEL/VPNB	Rise & Reclining Armchair, Wide Arm, Electric	57.0kg



5RE/RRAE/TWYF/VVDEL

Reclining Armchair - Twyford, Waterfall Back

Features

- Available as either manual or electric operation
 - Manual - Tilt in space recliner
 - Electric - Single tilt in space reclining only or single tilt in space reclining with rise function
- Manual chairs use a smooth easy to use push operation
- Electric chairs are fitted with a mains powered actuator (230V ~, 50/60Hz) fitted with a UK 3 pin plug & supplied with a handset
- Optional AccuPack system allows the chair to be used without being connected to an electrical supply (average of 100 cycles based on a 24hr charge)
- Upholstered with either
 - Flame retardant antimicrobial vinyl throughout
 - A combination of flame retardant antimicrobial vinyl & vapour permeable (VP) multiway stretch fabric. VP fabric applied to seat & back sections
- Easiform reflex foam provides comfort when sitting (fixed seat)
- Foam leg rest
- Fixed deep padded waterfall back
- 2 x 50mm swivel braking castors
- Maximum capacity 127kg

Dimensions (w x d x h)

- Overall Dimensions - 765 x 865 x 1145mm
- Seat - 520 x 510mm at Height 482mm

Options

- Seat Pressure Management - Coolform, Viscoform, Liquiform
- Headrests - Head Pillow, Head Roll, Small Profile, Large Profile, Midline
- Full Length Arm Caps - Positioned over the arm rests
- AccuPack System - Allows mains free chair movements

Standard Colours

- Vinyl - Delft
- VP Fabric - Navy Blue



- Delivery to Chosen Location
- Unwrapping & Removal of Packaging
- Product Positioning & Set-Up
- Full Demonstration of Use to Staff

Item	Description	Weight
5RE/RAM/TWYF/VVDEL	Reclining Armchair, Waterfall Back, Manual	43.0kg
5RE/RAE/TWYF/VVDEL	Reclining Armchair, Waterfall Back, Electric	57.0kg
5RE/RRAE/TWYF/VVDEL	Rise & Recline Armchair, Waterfall Back, Electric	59.0kg



5RE/RAM/TWYF/VVMEI/VPGR

Alternative colours available at additional cost.
 Change vinyl suffix 'VVDEL' then change VP fabric suffix 'VPNB' i.e. Twyford, Reclining Armchair, Electric in Olive Vinyl & Green Vapour Permeable (VP) Multi-Way Stretch Fabric - 5RE/RAE/TWYF/VVOLI/VPGR

Vinyl - Spradling Valencia C5



Fabric - VP Multi-Way Stretch



sales@bristolmaid.com



5RE/RRAE/TWYF/VVLIC/VPBU

Item	Description	Weight
5RE/RAM/TWYF/VVDEL/VPNB	Reclining Armchair, Waterfall Back, Manual	43.0kg
5RE/RAE/TWYF/VVDEL/VPNB	Reclining Armchair, Waterfall Back, Electric	57.0kg
5RE/RRAE/TWYF/VVDEL/VPNB	Rise & Recline Armchair, Waterfall Back, Electric	59.0kg

+44 (0)1258 484455

www.bristolmaid.com

Reclining Armchair - Ashington, Waterfall Back, Wide Arm



5RE/RAE/ASHI/VVDEL
(fitted with optional pocket)

Features

- Ideal for use in oncology, dialysis or haematology for intravenous cannulation, where a patient may be seated for a prolonged period of time, or alternatively in recovery following minor treatment
- Wide supportive cushioned arm (150mm)
- Available as either manual or electric operation
 - Manual - Tilt in space recliner
 - Electric - Single tilt in space reclining only, or single tilt in space reclining with rise function
- Manual chairs use a smooth easy to use push operation
- Electric chairs are fitted with a mains powered actuator (230V ~, 50/60Hz) fitted with a UK 3 pin plug & supplied with a handset
- Optional AccuPack system allows the chair to be used without being connected to an electrical supply (average of 100 cycles based on a 24hr charge)
- Upholstered with either
 - Flame retardant antimicrobial vinyl throughout
 - A combination of flame retardant antimicrobial vinyl & vapour permeable (VP) multiway stretch fabric. VP fabric applied to seat & back sections
- Easiform reflex foam provides comfort when sitting (fixed seat)
- Foam leg rest
- Fixed deep padded waterfall back
- 2 x 50mm swivel braking castors
- Maximum capacity 127kg

Dimensions (w x d x h)

- Overall Dimensions - 765 x 865 x 1145mm
- Seat - 520 x 510mm at Height 482mm

Standard Colours

- Vinyl - Delft
- VP Fabric - Navy Blue

Options

- Seat Pressure Management - Coolform, Viscoform, Liquiform
- Headrests - Head Pillow, Head Roll, Small Profile, Large Profile, Midline
- Table with Wireless Charging - See page 327
- Full Length Arm Caps - Positioned over the arm rests
- AccuPack System - Allows mains free chair movements
- USB Charging Socket - Located on outside of arm
- Pocket - Positioned on the right-hand side of the chair

Item	Description	Weight
5RE/RAM/ASHI/VVDEL	Reclining Armchair, Waterfall Back, Wide Arm, Manual	43.0kg
5RE/RAE/ASHI/VVDEL	Reclining Armchair, Waterfall Back, Wide Arm, Electric	57.0kg
5RE/RRAE/ASHI/VVDEL	Rise & Recline Armchair, Waterfall Back, Wide Arm, Electric	59.0kg



- Delivery to Chosen Location
- Unwrapping & Removal of Packaging
- Product Positioning & Set-Up
- Full Demonstration of Use to Staff



5RE/RAE/ASHI/VVSCH/VPGY
(fitted with optional pocket)



5RE/RAE/ASHI/VVROT/VPNB

Alternative colours available at additional cost.


Change vinyl suffix 'VVDEL' then change VP fabric suffix 'VPNB' i.e. Alveston, Reclining Armchair, Wide Arm, Electric in Olive Vinyl & Green Vapour Permeable VP Multi-Way Stretch Fabric - 5RE/RAE/ALWE/VVOLI/VPGR

Vinyl - Spradling Valencia C5



VVDEL VVTUR VVROT VVLIC VVSCH
VVLEI VVOLI VVBUC VVBAL VVMEL

Fabric - VP Multi-Way Stretch



VPNB VPBE VPGY
VPBL VPBU VPGR

sales@bristolmaid.com

Item	Description	Weight
5RE/RAM/ASHI/VVDEL/VPNB	Reclining Armchair, Waterfall Back, Wide Arm, Manual	43.0kg
5RE/RAE/ASHI/VVDEL/VPNB	Reclining Armchair, Waterfall Back, Wide Arm, Electric	57.0kg
5RE/RAE/ASHI/VVDEL/VPNB	Rise & Recline Armchair, Waterfall Back, Wide Arm, Electric	59.0kg

+44 (0)1258 484455

www.bristolmaid.com



Reclining Armchair - Beckington, Waterfall Back



5RE/RRAE/BECK/VMULT

Features

- Electric reclining only, or dual tilt in space reclining with rise function
- Mains powered actuator (230V ~, 50/60Hz) fitted with a UK 3 pin plug & supplied with a handset
- Upholstered with flame retardant vinyl
- Easiform reflex foam provides comfort when sitting
- Foam leg rest
- Fixed waterfall back
- Side pocket & loop for handset
- 2 x 50mm swivel braking castors
- Maximum capacity 127kg

Dimensions (w x d x h)

- Overall Dimensions - 840 x 930 x 1160mm
- Seat - 510 x 510mm at Height 483mm
- Back Height - 710mm
- Arm Height - 180mm

Standard Colours

- Vinyl - Ultra




WHITE GLOVE DELIVERY
*UK mainland only

- Delivery to Chosen Location
- Unwrapping & Removal of Packaging
- Product Positioning & Set-Up
- Full Demonstration of Use to Staff

Alternative colours available at additional cost. Change suffix 'VMULT' on the product code with any of the following i.e. Beckington, Reclining Armchair, Waterfall Back, Electric in Garden - 5RE/RAE/BECK/VMGAR

Memphis Faux Leather



Item	Description	Weight
5RE/RAE/BECK/VMULT	Reclining Armchair, Waterfall Back, Electric	58.0kg
5RE/RRAE/BECK/VMULT	Rise & Recline Armchair, Waterfall Back, Electric	62.0kg



Handset

5RE/RRAE/BECK/VMGAR

5RE/RRAE/BECK/VMROY



Reclining Armchair - Hadleigh, Waterfall Back, Bariatric



5RE/RRAE/HADL610/VVDEL/VPNB

Features

- Specifically designed for comfort & pressure management control
- Dual standard rise & recliner, provides a full range of posture positive recline positions as well as support to a standing position
- Mains powered actuator (230V ~, 50/60Hz) fitted with a UK 3 pin plug & supplied with a handset
- Upholstered with a combination of flame retardant antimicrobial vinyl & vapour permeable (VP) multiway stretch fabric. VP fabric applied to seat & back sections
- Easiform reflex foam provides comfort when sitting
- Seat & leg sections generously padded with memory foam & fitted with a removable cover
- Separate waterfall back cushions can be individually repositioned & adjusted for comfort & support
- Back blockers provided for additional lumbar support
- Flat wide arms for deep comfort & support
- Loop for handset & deep side pocket
- Heavy duty glides
- Maximum capacity 254kg

Dimensions (w x d x h)

- Chair - 1000 / 1100 x 940 x 1145mm
- Seat - 610 / 710mm x 510 x 460mm

Standard Colours

- Vinyl - Delft
- VP Fabric - Navy Blue


Options

- Seat Pressure Management - Coolform, Viscoform
- Headrests - Head Pillow, Head Roll, Small Profile, Large Profile, Midline
- USB Charging Socket - Located on outside of arm
- Full Length Arm Caps - Positioned over the arm rests

Item	Description	Weight
5RE/RRAE/HADL610/VVDEL/VPNB	Rise & Reclining Armchair, Waterfall Back, Bariatric, Electric, 610mm	88.0kg
5RE/RRAE/HADL710/VVDEL/VPNB	Rise & Reclining Armchair, Waterfall Back, Bariatric, Electric, 710mm	88.0kg



5RE/RRAE/HADL610/VVOLI/VPGR



WHITE GLOVE DELIVERY
*UK mainland only

- Delivery to Chosen Location
- Unwrapping & Removal of Packaging
- Product Positioning & Set-Up
- Full Demonstration of Use to Staff




5RE/RRAE/HADL610/VVROT/VPBU

Alternative colours available at additional cost. Change vinyl suffix 'VVDEL' then change VP fabric suffix 'VPNB' i.e. Hadleigh, Rise & Reclining Armchair, Waterfall Back, Bariatric, Electric, 710mm in Olive Vinyl & Green VP Multi-Way Stretch Fabric - 5RE/RRAE/HADL710/VVOLI/VPGR

Vinyl - Spradling Valencia C5



Fabric - VP Multi-Way Stretch





Reclining Porters Armchair - Bathampton, Waterfall Back



5RE/RPAH/BATH/VVDEL

Features

- Single tilt in space recliner, provides a full range of posture positive recline positions
- Mains powered actuator (230V ~, 50/60Hz) fitted with a UK 3 pin plug & supplied with a handset (positioned at rear of chair/optional side of chair)
- Optional AccuPack system allows the chair to be used without being connected to an electrical supply (average of 100 cycles based on a 24hr charge)
- Upholstered with either
 - Flame retardant antimicrobial vinyl throughout
 - A combination of flame retardant antimicrobial vinyl & vapour permeable (VP) multi-way stretch fabric. VP fabric applied to seat & back sections
- Upholstered seat & back sections are fitted with removable covers, allows seat section to be easily upgraded to aid pressure care
- Removable internal Easiform reflex seat cushion
- Seat & leg sections generously padded with memory foam & fitted with a removable cover
- Separate waterfall back cushions can be individually repositioned & adjusted for comfort & support
- Push handle at rear of the chair to assist when positioning/portering
- Slide out footplate to support feet
- 4 x 75mm swivel braking castors
- Maximum capacity 127kg

Dimensions (w x d x h)

- Overall Dimensions - 685 x 990 x 1220mm
- Seat - 520 x 510mm at Height 470mm

Standard Colours

- Vinyl - Delft
- VP Fabric - Navy Blue

Options

- Seat Pressure Management - Coolform, Viscoform, Liquiform, Celliform, Airform, Dynaform
- Back Cushions - Comfort Lateral, Support Lateral, Large Profile with Waterfall, Large Profile Headrest with Comfort Lateral, Large Profile Headrest with Support Lateral
- Headrests - Head Pillow, Head Roll, Small Profile, Large Profile, Midline
- Full Length Arm Caps - Positioned over the arm rests
- AccuPack System - Allows mains free chair movements

Item	Description	Weight
5RE/RPAH/BATH/VVDEL	Reclining Porters Armchair, Waterfall Back, Electric	75.0kg



- Delivery to Chosen Location
- Unwrapping & Removal of Packaging
- Product Positioning & Set-Up
- Full Demonstration of Use to Staff



5RE/RPAH/BATH/VVOLI/VPGR



5RE/RPAH/BATH/VVDEL/VPNB


Alternative colours available at additional cost.

Change vinyl suffix 'VVDEL' then change VP fabric suffix 'VPNB' i.e. Bathampton, Waterfall Back, Handset Operated in Olive Vinyl & Green VP Multi-Way Stretch Fabric - 5RE/RPAH/BATH/VVOLI/VPGR

Vinyl - Spradling Valencia C5



Fabric - VP Multi-Way Stretch



sales@bristolmaid.com

+44 (0)1258 484455

www.bristolmaid.com

Item	Description	Weight
5RE/RPAH/BATH/VVDEL/VPNB	Reclining Porters Armchair, Waterfall Back, Electric	75.0kg



Rise & Recline Porters Armchair - Dorchester, Waterfall Back



5RE/RRPAH/DORC/VVDEL
(with optional sliding footplate)

Features

- Dual tilt in space rise & recliner, provides a full range of posture positive recline positions as well as support to a standing position
- Mains powered actuator (230V ~, 50/60Hz) fitted with a UK 3 pin plug & supplied with a handset (positioned at side of chair)
- Optional AccuPack system allows the chair to be used without being connected to an electrical supply (average of 100 cycles based on a 24hr charge)
- Upholstered with either
 - Flame retardant antimicrobial vinyl throughout
 - A combination of flame retardant antimicrobial vinyl & vapour permeable (VP) multi-way stretch fabric. VP fabric applied to seat & back sections
- Upholstered seat & back sections are fitted with removable covers, allows seat section to be easily upgraded to aid pressure care
- Removable internal Easiform reflex seat cushion
- Seat & leg sections generously padded with memory foam & fitted with a removable cover
- Separate waterfall back cushions can be individually repositioned & adjusted for comfort & support
- Push handle at rear of the chair to assist when positioning/portering
- Optional sliding footplate to support feet
- 4 x 100mm swivel braking castors
- Maximum capacity 127kg

Dimensions (w x d x h)

- Overall Dimensions - 775 x 1055 x 1245mm
- Seat - 510 x 510mm at Height 480mm

Standard Colours

- Vinyl - Delft
- VP Fabric - Navy Blue

Options

- Sliding Footplate
- Seat Pressure Management - Coolform, Viscoform, Liquiform, Celliform, Airform, Dynaform
- Back Cushions - Comfort Lateral, Support Lateral, Large Profile with Waterfall, Large Profile Headrest with Comfort Lateral, Large Profile Headrest with Support Lateral
- Headrests - Head Pillow, Head Roll, Small Profile, Large Profile, Midline
- Full Length Arm Caps - Positioned over the arm rests
- AccuPack System - Allows mains free chair movements

Item	Description	Weight
5RE/RRPAH/DORC/VVDEL	Rise & Recline Porters Armchair, Waterfall Back, Electric	76.5kg



- Delivery to Chosen Location
- Unwrapping & Removal of Packaging
- Product Positioning & Set-Up
- Full Demonstration of Use to Staff



5RE/RRPAH/DORC/VVBAL/VPNB
(with optional footplate)



5RE/RRPAH/DORC/VLEI/VPNB
(with optional sliding footplate)

Alternative colours available at additional cost.

Change vinyl suffix 'VVDEL' then change VP fabric suffix 'VPNB' i.e. Dorchester, Waterfall Back, Handset Operated in Leinen Vinyl & Grey VP Multi-Way Stretch Fabric - 5RE/RRPAH/DORC/VVLEI/VPGY

Vinyl - Spradling Valencia C5



Fabric - VP Multi-Way Stretch



sales@bristolmaid.com

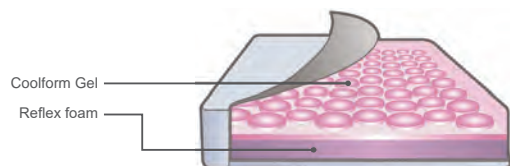
Item	Description	Weight
5RE/RRPAH/DORC/VVDEL/VPNB	Rise & Recline Porters Armchair, Waterfall Back, Electric	76.5kg

+44 (0)1258 484455

www.bristolmaid.com

Seat Options For Pressure Management

Cushions are covered in multi-way stretch, vapour permeable fabric which is wipeable, removable, washable at 95°C, incontinence proof & breathable.



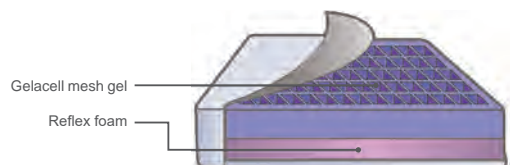
Coolform

Pressure Risk



For those sitting for long periods with specific comfort issues, such as a high risk of pressure sores. Uses the latest medical grade silicone gel technology allowing pressure to be evenly distributed.

The gel conforms to the shape of the body, equalises to body temperature, allows air to flow easily & is totally odourless & hypoallergenic.



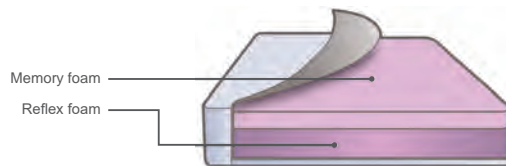
Celliform

Pressure Risk



For those sitting for long periods of time with specific comfort issues, such as a high risk of pressure sores & shear forces.

Gelacell's unique grid design eliminates pressure points, contouring in response to the transfer of weight, evenly distributes pressure & reduces heat absorption, keeping the seat cooler & fresher.



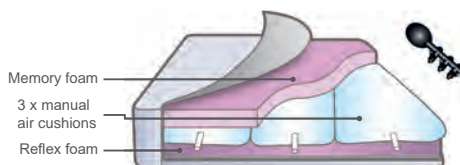
Viscoform

Pressure Risk



For those who have good posture & mobility, but are seated for periods longer than one hour, require pressure relief & supported comfort.

High density foam provides support, whilst a top layer of memory foam allows submersion into the cushion, providing a large surface area to reduce pressure levels.



Airform

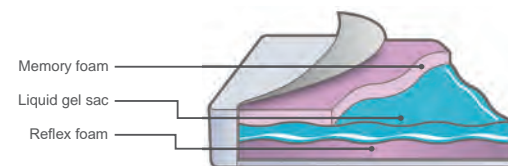
Pressure Risk



For those who have good posture, but are unable to alter their position easily & require high level pressure care.

This cushion provides the benefits of an air cushion, however without the sensation of alternating changes in air pressure.

Suitable for users 40 - 127kg.



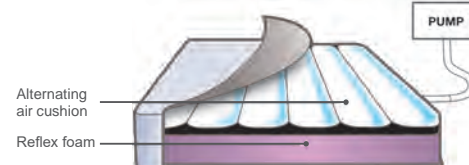
Liquiform

Pressure Risk



For those who have good posture & mobility, but are seated for long periods of time, require pressure relief & supported comfort. Excellent for people with little fatty tissue.

High density foam provides support, topped with layers of fluid liquid gel & memory foam to provide high levels of pressure relief. The liquid gel helps to dissipate heat, whilst constantly adapting to movement.



Dynaform

Pressure Risk



For those at very high risk of developing pressure sores, or have a history of sores, where the priority is to prevent further pressure damage.

Dynaform is a dynamic alternating air cushion, which constantly changes air levels within its cells to recreate the effect of pressure relieving & prevent pressure build up.

Air cell features


- 6 dynamic cells 10cm wide
- 3 cell cycle repeated every 9 minutes

Suitable for users 40 - 121kg.

Please note the Dynaform cushion does need an electric supply at all times to operate.


Pressure risk levels detailed are for guidance only. Each individual user has different posture, medical needs & health issues which contribute to the performance of any pressure cushion. If in doubt, please consult a GP or Health Care Professional.

Back Cushion Options



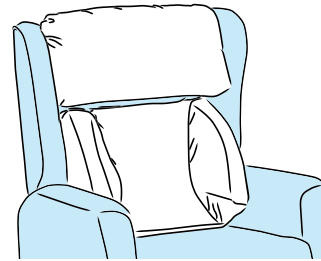
Waterfall Back Cushion

Individual waterfall cushions, fully adjustable to accommodate maximum postural support



Comfort Lateral Back Cushion

Soft fibre filled removable lateral cushion for lower back & side lumbar support, without feeling restricted

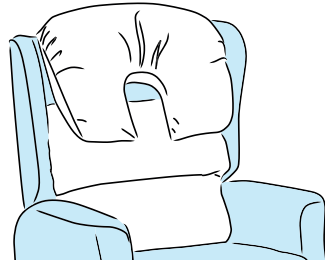



Support Lateral Back Cushion

A foam filled back providing firmer lateral support with a soft fibre filled headrest

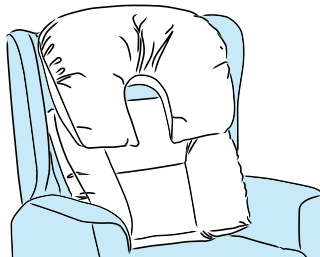
Table with Wireless Charging

360-degree rotation & angle adjustable table with a wipe clean surface. Supports Qi wireless charging & fitted with a USB socket. Removable magnetic bar provides support & ensures correct positioning on the wireless receiver coil, wipe clean surface (w 345 x h 245mm)



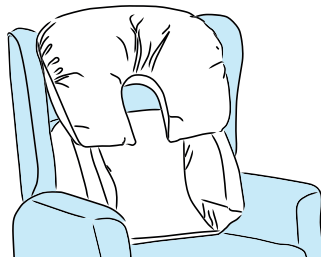
Large Profile Headrest with Waterfall Back

For those with limited head control & requiring a soft adjustable lumbar support



Large Profile Headrest with Comfort Lateral Back

For those with limited head control & requiring soft lateral support without feeling restricted



Large profile headrest with Support Lateral Back

For those with limited head control, requiring firm foam lateral lumbar & midline support

Headrest Options



Head Pillow



Head Roll



Small Profile Headrest



Large Profile Headrest



Midline Headrest



5RE/OC/PORT/VVDEL

Overnight Chair - Portland, Three Position

Features

- Multi-functional compact chair that provides comfortable seating by day, transforming into a bed by night
- Suitable for use in maternity units, children's wards, relative's rooms, hospices & care homes
- Provides visitors with a comfortable place to sleep during longer visits
- Chair is pulled out in three motions to a bed
 - Chair
 - Lounge Chair
 - Bed
- Upholstered using flame retardant antimicrobial vinyl
- Easiform reflex foam provides comfort when sitting or sleeping
- 50mm swivel braking castors
- Maximum capacity 160kg

Dimensions (w x d x h)

- Overall Dimensions - 870 x 840 x 870mm (when open overall bed length is 2060mm)
- Seat - 690 x 540mm at Height 410mm

Standard Colours

- Vinyl - Delft
- Vinyl & Patterned Fabric - Vinyl Lavendel & Savanna Lavender



- Delivery to Chosen Location
- Unwrapping & Removal of Packaging
- Product Positioning & Set-Up
- Full Demonstration of Use to Staff

Alternative colours available at additional cost. Change suffix 'VVDEL' on the product code with any of the following i.e. Portland, Three Position in Olive - 5RE/OC/PORT/VVOLI

Vinyl - Spradling Valencia C5



Item	Description	Weight
5RE/OC/PORT/VVDEL	Three Position, Vinyl Delft	61.5kg
5RE/OC/PORT/VVLAUSAVAL	Three Position, Vinyl Lavendel & Savanna Lavender	61.5kg



**SAVANNA
PRINT**
Suitable for Maternity,
Paediatrics &
Children's Wards

5RE/OC/PORT/VVLAVSAVL



5RE/OC/PORT/VVTUR



5ZETA2/B/LC/FCT

Soft Seating - Zeta, Modular

Features

- BS EN 16139: 2013 Level 2. Furniture. Strength, durability & safety. Requirements for non-domestic seating
- Zeta is a stylish, fully modular range of soft seating based around eight standard elements suitable for use in seating environments, ranging from reception areas, breakout spaces to waiting areas & cafeterias
- FSC® certified wood core, constructed from 18mm boards
- Traditional webbed seat for additional comfort & durability
- High density CMHR foam
- Vinyl or fabric upholstery
 - Vinyl - Fire retardant & antimicrobial
 - Fabric - Fire retardant
- Chrome finish legs
- Arms available on single & double units with backs
- Backs are available with a raised feature to allow fluid run off (overall height 810mm)
- Maximum capacity
 - Single - 146kg

Options

- RA - Right Arm
- LA - Left Arm
- 2A - Left & Right Arms

Replace suffix on the product code with any of the following to select your colour i.e. Single Unit in Cobalt - 5ZETA1/**FCT**

Vinyl - Ambla New Richmond in Colour



Fabric - Camira Advantage



Item	Description	Overall Dimensions (w x d x h)	Seat Height	Seat Depth	Weight
5ZETA1	Single Unit	650 x 650 x 415mm	415mm	650mm	12.0kg
5ZETA2	Double Unit	1300 x 650 x 415mm	415mm	650mm	22.0kg
5ZETA1/B	Single Unit with Back	650 x 650 x 765mm	415mm	485mm	16.5kg
5ZETA2/2B	Double Unit with Back	1300 x 650 x 765mm	415mm	485mm	31.0kg
5ZETA1/CO	Single Unit with Corner	650 x 650 x 765mm	415mm	485mm	16.5kg
5ZETA2/B/RC	Double Unit with Right Corner & Left Back	1300 x 650 x 765mm	415mm	485mm	35.5kg
5ZETA2/B/LC	Double Unit with Left Corner & Right Back	1300 x 650 x 765mm	415mm	485mm	35.5kg
5ZETAQ	Quarter Segment	650 x 650 x 415mm	415mm	650mm	12.0kg
5ZETAH	Half Segment	1300 x 650 x 415mm	415mm	650mm	23.0kg
5ZETAH/B	Half Segment with Back	1300 x 650 x 765mm	415mm	485mm	25.0kg
5ZETAC45	45 Degree Curve	950 x 650 x 415mm	415mm	650mm	11.5kg
5ZETAC45/B	45 Degree Curve with Back	950 x 650 x 765mm	415mm	485mm	16.5kg
5ZETAC90	90 Degree Curve	1625 x 650 x 415mm	415mm	650mm	22.0kg
5ZETAC90/B	90 Degree Curve with Back	1625 x 650 x 765mm	415mm	485mm	32.0kg
5ZETA930C	Single Corner Unit	930 x 650 x 765mm	415mm	650mm	28.0kg



5ZETA1/B/RA/FRD

ZETA1/B/FRD

5ZETA1/B/LA/FRD

To arrange a site visit please
contact us
+44 (0)1258 484455



5ZETA1/B/FGE



5SM6L/SRD

Item	Description	Overall Dimensions (w x d x h)	Seat Height	Weight
5SM6L	Four Leg	500 x 490 x 805mm	460mm	5.0kg

Visitor & Waiting Room Seating - Mata Chairs

Features

- BS EN 1729-1: Part 1 & 2: 2015 (functional dimensions & safety requirements)
- BS 4875: Part 1: 2001 Test Level 4 (strength & durability)
- BS 7945: 1999 (stability)
- Available with...
 - Four legs
 - Sled base
- Moulded polypropylene shell available in seven colours
- Silver finish four leg
- Chrome finish sled base
- Four leg chair stackable five high
- Maximum capacity 120kg

Replace suffix on the product code with any of the following to select your colour
i.e. Four Leg Chair in Olive - 5SM6L/SOE

Plastic Shell



Visitor & Waiting Room Seating - Prima Chairs

Features

- BS EN 16139: 2013 Level 2 (strength, durability & safety)
- BS 4875: Part 1: 2001 Test Level 4 (strength & durability)
- BS 7945: 1999 (stability)
- Certified for use up to 203kg
- Choice of vinyl, fabric upholstery or polypropylene seat & back
 - Vinyl - Fire retardant & antimicrobial
 - Fabric - Fire retardant
- Stable four leg design
- Black finish tubular frame
- Stacks up to ten high (transporter available)
- Built-in linking system (optional extension links)
- Maximum capacity 203kg


Replace suffix on the product code with any of the following to select your colour i.e. Four Leg Chair in Cobalt - 5301/**FCT**




5301/A/FRD

5301/VLI

Vinyl - Ambla New Richmond in Colour



Fabric - Camira Advantage



Plastic Shell



Item	Description	Overall Dimensions (w x d x h)	Seat Height	Weight
5301	Four Leg	520 x 580 x 800mm	485mm	8.0kg
5301/A	Four Leg, Arm Rests	620 x 580 x 800mm	485mm	10.0kg



5NOVA/1/VBB

Waiting Room Seating - Nova, Tub

Features


- Nova single & double tub chairs are suitable for a wide range of seating environments, ranging from cafeterias to waiting areas
- FSC® certified wood core with moulded deep CMHR seat cushions
- Vinyl or fabric upholstery
 - Vinyl - Fire retardant & antimicrobial
 - Fabric - Fire retardant
- Chrome finish legs
- Maximum capacity
 - Single - 146kg
 - Double - 292kg

Replace suffix on the product code with any of the following to select your colour i.e. Double Seat in Cobalt - 5NOVA/3/**FCT**

Vinyl - Ambla New Richmond in Colour



Fabric - Camira Advantage



Item	Description	Overall Dimensions (w x d x h)	Seat Height	Weight
5NOVA/1	Nova - Tub, Single Seat	680 x 680 x 800mm	450mm	16.0kg
5NOVA/2	Nova - Tub, Double Seat	1360 x 680 x 800mm	450mm	31.0kg

Waiting Room Seating - Horizon, Beech Frame



Features


- Horizon chairs, sofas & tables are designed to suit a variety of waiting & occasional seating areas
- Beech frame with plywood seat shells
- Arms assist positioning from standing & seated positions
- Vinyl or fabric upholstery
 - Vinyl - Fire retardant & antimicrobial
 - Fabric - Fire retardant
- Fixed seat, with a loose back cushion to assist cleaning
- Back cushion has a zipped cover, allowing for easy replacement if damaged
- Maximum capacity
 - Single chair - 146kg
 - Two seater sofa - 120kg per seat
 - Three seater sofa - 120kg per seat




5HORI/2/A/FCT

Replace suffix on the product code with any of the following to select your colour i.e. Two Seater Sofa with Arms in Cobalt - 5HORI/2/A/**FCT**

Vinyl - Ambla New Richmond in Colour



Fabric - Camira Advantage



Item	Description	Overall Dimensions (w x d x h)	Seat Height	Weight
5HORI/1/A	Horizon - Easy Chair, Arms	750 x 650 x 800mm	450mm	19.0kg
5HORI/2/A	Horizon - Two Seater Sofa, Arms	1350 x 650 x 800mm	450mm	33.0kg
5HORI/3/A	Horizon - Three Seater Sofa, Arms	1950 x 650 x 800mm	450mm	47.0kg



5PF332/SBK

Waiting Room Seating - Prima Beam, Fixed

Features

- Prima beam is suitable for all environments requiring durable & robust waiting room seating solutions
- Certified for use up to 32 stone (203kg) per seat
- Fixed seat
- Choice of vinyl, fabric upholstery or polypropylene seat & back
 - Vinyl - Fire retardant & antimicrobial
 - Fabric - Fire retardant
- Black finish beam & legs
- Drilled for floor fixing (fixings not supplied)
- Maximum capacity 203kg per seat

Options


- 510065 - Armrest (x1)

Replace suffix on the product code with any of the following to select your colour
i.e. Fixed Beam Seat, Two Seat in Cobalt - 5PF332/**FCT**

Vinyl - Ambla New Richmond in Colour



Fabric - Camira Advantage



Plastic Shell





5PF333/FCT

Fixed Seat

Item	Description	Overall Dimensions (w x d x h)	Seat Height	Weight
5PF332	Two Seat	1200 x 560 x 790mm	480mm	20.0kg
5PF333	Three Seat	1800 x 560 x 790mm	480mm	25.0kg
5PF334	Four Seat	2400 x 560 x 790mm	480mm	30.0kg
5PF335	Five Seat	3000 x 560 x 790mm	480mm	35.0kg



Waiting Room Seating - Prima Beam, Tip-Up Seat



5PT336/VOB

Features

- Prima beam is suitable for all environments requiring durable & robust waiting room seating solutions
- Certified for use up to 32 stone (203kg) per seat
- Tip-up seat (must be fixed to the floor)
- Choice of vinyl, fabric upholstery or polypropylene seat & back
 - Vinyl - Fire retardant & antimicrobial
 - Fabric - Fire retardant
- Black finish beam & legs
- Drilled for floor fixing (fixings not supplied)
- Maximum capacity 203kg per seat

Options


- 510065 - Armrest (x1)

Replace suffix on the product code with any of the following to select your colour
i.e. Fixed Beam Seat, Two Seat in Cobalt - 5PF332/**FCT**

Vinyl - Ambla New Richmond in Colour



Fabric - Camira Advantage



Plastic Shell





5PT338/FRD
 Shown with 510065 (optional arms sold
 individually) - contact us for details

Tip-Up Seat

Item	Description	Overall Dimensions (w x d x h)	Seat Height	Weight
5PT336	Two Seat	1200 x 490 x 790mm	490mm	20.0kg
5PT337	Three Seat	1800 x 490 x 790mm	490mm	25.0kg
5PT338	Four Seat	2400 x 490 x 790mm	490mm	30.0kg
5PT339	Five Seat	3000 x 490 x 790mm	490mm	35.0kg



Tech Chairs

Features

- Vinyl or fabric upholstery
 - Vinyl - Fire retardant & antimicrobial
 - Fabric - Fire retardant
- Black polypropylene five star base
- Models
 - Medium/High - Foot ring & glides
 - Low - Free wheeling castors
- Black gas lift with pneumatic seat height adjustment
- Two lever mechanism
- Maximum load 120kg

Options


- 5BLSTC - Brake loaded castors

Replace suffix on the product code with any of the following to select your colour i.e. High Chair in Peach - 5TC101/VPE

Vinyl - Ambla New Richmond in Colour



Fabric - Camira Advantage



Item	Description	Overall Dimensions (w x d x h)	Seat Height Adjustment	Weight
5TC103	Low	670 x 670 x 890-1090mm	440 - 580mm	13.0kg
5TC102	Medium	710 x 710 x 950-1210mm	520 - 710mm	14.0kg
5TC101	High	710 x 710 x 980-1320mm	570 - 820mm	14.0kg

Tech Stools

Features


- Vinyl or fabric upholstery
 - Vinyl - Fire retardant & antimicrobial
 - Fabric - Fire retardant
- Black polypropylene five star base
- Models
 - Medium/High - Foot ring & glides
 - Low - Non-braking castors
- Black gas lift with pneumatic seat height adjustment
- Maximum load 120kg

Options


- 5BLSTC - Brake loaded castors

Replace suffix on the product code with any of the following to select your colour i.e. Low Stool in Kingfisher - 5TC110/**FKR**

Vinyl - Ambla New Richmond in Colour



Fabric - Camira Advantage



5TC110/VFR



5TC109/FCT



5TC108/FBK



Item	Description	Overall Dimensions (w x d x h)	Seat Height Adjustment	Weight
5TC110	Low	670 x 670 x 440-570mm	440 - 570mm	8.0kg
5TC109	Medium	670 x 670 x 570-690mm	570 - 690mm	10.0kg
5TC108	High	670 x 670 x 650-810mm	650 - 810mm	10.0kg



Industrial
Technical



5PU4



5PU5



5PU6

PU Tech Chairs

Features

- Soft touch black polyurethane seat & back
- Black polypropylene five star base
- Models
 - Medium/High - Foot ring & glides
 - Low - Castors
- Black gas lift with pneumatic seat & back rest height adjustment
- Permanent contact back
- Maximum capacity 120kg

Item	Description	Overall Dimensions (w x d x h)	Seat Height Adjustment	Weight
5PU6	Low, Castors	670 x 670 x 750-980mm	430 - 570mm	13.0kg
5PU5	Medium, Foot Ring & Glides	710 x 710 x 830-1120mm	510 - 700mm	14.0kg
5PU4	High, Foot Ring & Glides	710 x 710 x 910-1270mm	580 - 840mm	14.0kg

PU Tech Stools

Features

- Soft touch black polyurethane seat
- Black polypropylene five star base
- Models
 - Medium/High - Foot ring & glides
 - Low - Castors
- Black gas lift with pneumatic seat height adjustment
- Maximum capacity 120kg



Industrial
Technical



5PU153



5PU152



5PU151

Item	Description	Overall Dimensions (w x d x h)	Seat Height Adjustment	Weight
5PU153	Low, Castors	670 x 670 x 410-540mm	410 - 540mm	8.0kg
5PU152	Medium, Foot Ring & Glides	670 x 670 x 470-660mm	470 - 660mm	10.0kg
5PU151	High, Foot Ring & Glides	670 x 670 x 530-780mm	530 - 780mm	10.0kg



Laboratory



ESD
Static Safe



Industrial
Technical

Static Safe Tech Chairs

Features

- Hi-Tech ESD (anti-static) fire retardant black fabric upholstery
- Aluminium five star base
- Models
 - Medium/High - Foot ring & glides
 - Low - ESD free wheeling castors
- Chrome gas lift with pneumatic seat & back rest height adjustment
- Permanent contact back
- Supplied with ESD (anti-static) castors or glides
- Maximum capacity 120kg

Options

- Independent seat & back mechanism
- Brake loaded ESD castors



5TC201



5TC202



5TC203

Item	Description	Overall Dimensions (w x d x h)	Seat Height Adjustment	Weight
5TC203	Low, Castors	670 x 670 x 890-1090mm	440 - 580mm	13.0kg
5TC202	Medium, Foot Ring & Glides	710 x 710 x 950-1210mm	520 - 710mm	14.0kg
5TC201	High, Foot Ring & Glides	710 x 710 x 980-1320mm	570 - 820mm	14.0kg

Static Safe Tech Stools

Features

- Hi-Tech ESD (anti-static) fire retardant black fabric upholstery
- Aluminium five star base
- Models
 - Medium/High - Foot ring & glides
 - Low - ESD free wheeling castors
- Chrome gas lift with pneumatic seat height adjustment
- Supplied with ESD (anti-static) castors or glides
- Maximum capacity 120kg

Options

- Brake loaded ESD castors



Laboratory



ESD
Static Safe



Industrial
Technical



5TC210



5TC209



5TC208

Item	Description	Overall Dimensions (w x d x h)	Seat Height Adjustment	Weight
5TC210	Low, Castors	670 x 670 x 386-556mm	386 - 556mm	10.0kg
5TC209	Medium, Foot Ring & Glides	670 x 670 x 490-680mm	490 - 680mm	11.0kg
5TC208	High, Foot Ring & Glides	670 x 670 x 540-790mm	540 - 790mm	11.0kg



Laboratory



ESD
Static Safe



Sterile
Hygiene



HEPA Filter

Static Safe & Sterile Tech Chairs

Features

- ESD (anti-static) fire retardant & antimicrobial black vinyl upholstery
- Aluminium five star base
- Models
 - Medium/High - Foot ring & glides
 - Low - Castors
- Chrome gas lift with pneumatic seat & back rest height adjustment
- Supplied with ESD (anti-static) castors or glides
- HEPA filter
- Maximum capacity 120kg



5TC304



5TC305



5TC306

Item	Description	Overall Dimensions (w x d x h)	Seat Height Adjustment	Weight
5TC306	Low, Castors	670 x 670 x 890-1090mm	440 - 580mm	13.0kg
5TC305	Medium, Foot Ring & Glides	710 x 710 x 950-1210mm	520 - 710mm	14.0kg
5TC304	High, Foot Ring & Glides	710 x 710 x 980-1320mm	570 - 820mm	14.0kg



HEPA filter

Static Safe & Sterile Tech Stools

Features

- ESD (anti-static) fire retardant & antimicrobial black vinyl upholstery
- Aluminium five star base
- Models
 - Medium/High - Foot ring & glides
 - Low - Castors
- Chrome gas lift with pneumatic seat height adjustment
- Supplied with ESD (anti-static) castors or glides
- Maximum capacity 120kg



Laboratory



ESD
Static Safe



Sterile
Hygiene



5TC310



5TC309



5TC308

Item	Description	Overall Dimensions (w x d x h)	Seat Height Adjustment	Weight
5TC310	Low, Castors	670 x 670 x 386-556mm	386 - 556mm	10.0kg
5TC309	Medium, Foot Ring & Glides	670 x 670 x 490-680mm	490 - 680mm	11.0kg
5TC308	High, Foot Ring & Glides	670 x 670 x 540-790mm	540 - 790mm	11.0kg



Laboratory



Sterile Hygiene



Industrial Technical



HEPA Filter



Medical Grade

Medical Grade Clean Room Tech Chairs

Features

- Medical grade fire retardant & antimicrobial black vinyl upholstery
- Aluminium five star base
- Models
 - Medium/High - Foot ring & glides
 - Low - Castors
- Chrome gas lift with pneumatic seat & back rest height adjustment
- HEPA filter
- Maximum capacity 120kg

Options

- Independent seat & back mechanism
- Brake loaded castors



5TC311



5TC312



5TC313

Item	Description	Overall Dimensions (w x d x h)	Seat Height Adjustment	Weight
5TC313	Low, Castors	670 x 670 x 890-1090mm	440 - 580mm	13.0kg
5TC312	Medium, Foot Ring & Glides	710 x 710 x 950-1210mm	520 - 710mm	14.0kg
5TC311	High, Foot Ring & Glides	710 x 710 x 980-1320mm	570 - 820mm	14.0kg



HEPA filter

Other products that you may be interested in...

See Page 118

Fixed Shelves, Sides Down, Stainless Steel, 600mm Deep



DTSF/66/2/SD



DTSF/126/2/SD



Sepsis Trolleys

Sepsis Trolleys	382
Accessories	383
Caretray Trolley - Sepsis	386



SEPD/6/EPB

SEPS/6/HSB

Electronic Push Button Lock

High Security Bolt Lock

Sepsis Trolleys

Features

- Trolleys designed for use when treating Sepsis
- Supports delivery of 'The Sepsis Six' with clearly defined locations for equipment used in each of the stages
- Door/s fitted with either:
 - Electronic (battery operated) Push Button Lock - Customer can set their own separate user, master, submaster & technician access codes
 - High Security Bolt Lock - Supplied with two keys
- Trolleys supplied with door shelves (useful storage for antibiotics etc) & an A4 document holder
 - Single Door - 2 x door shelves / 1 x A4 document holder
 - Double Door - 5 x door shelves / 1 x A4 document holder
- Six labelled drawers (Oxygen / Blood Cultures / Intravenous Antibiotics / Intravenous Fluid / Haemoglobin & Lactates / Urine Measurement)
- Optional 'Sharps Box Holder' or 'Universal Sharps Box Bracket Mounting Plate' (fits to the l/h side of the trolley)
- Sharps Box Holder - Accepts up to seven litre capacity sharps boxes (customer to fit - fixings supplied)
- Universal Sharps Box Bracket Mounting Plate - Compatible with (customer to supply the plastic brackets & fit - fixings supplied)
 - Daniels Healthcare
 - POUNDS® Wall-Bracket (up to 5L) - SHARPSGUARD® mini, 1, 2.5, 3.75, 5 & com plus
 - POUNDS® Wall-Bracket (7L & above) - SHARPSGUARD® 7, 11.5 & 22
 - Frontier (Sharpsafe) - 2, 3, 4 & 7
 - Sharpak Healthcare - Sharpak 18, 35, 60, 120 & 220 PLUS
- Upper work surface
- Push handles incorporate integral buffers
- 125mm polymer castors
- When not in use, trolleys storing medicines should be secured to the wall. See option MT/1/6F Security Clamp

Dimensions (w x d x h)

- Single Door Trolley - 512 x 542 x 1072mm
- Double Door Trolley - 712 x 542 x 1072mm
- Drawers
 - Single Door Trolley - 338 x 297 x 115mm (internal)
 - Double Door Trolley - 538 x 297 x 115mm (internal)

Standard Colours

- Paint - Grey
- Work Surface - Orange

High Security Bolt Lock	Electronic Push Button Lock	Description	Weight
SEPS/6/HSB	SEPS/6/EPB	Single Door, Six Drawer	53.4kg
SEPD/6/HSB	SEPD/6/EPB	Double Door, Six Drawer	69.1kg

Sharps Box Holder

Features

- Accepts up to seven litre capacity sharps boxes
- Sharps box secured using a rubber band fitted with a toggle
- Attaches to the left hand side of the unit (customer to fit - fixings supplied)



Item	Description	Weight
SEP/SBH	Sharps Box Holder	0.4kg

sales@bristolmaid.com

Sharps Box Bracket Mounting Plate - Universal

Features

- Compatible with the following brackets (customer to supply the plastic brackets & fit - fixings supplied)
 - Daniels Healthcare
 - POUDS® Wall-Bracket (up to 5L) - SHARPSGUARD® mini, 1, 2.5, 3.75, 5 & com plus
 - POUDS® Wall-Bracket (7L & above) - SHARPSGUARD® 7, 11.5 & 22
 - Frontier (Sharpsafe) - 2, 3, 4 & 7
 - Sharpak Healthcare - Sharpak 18, 35, 60, 120 & 220 PLUS



Trolleys are compatible with most of the popular UK sharps box support brackets.

**Sharps box & bracket not supplied



Frontier (Sharpsafe)**



Sharpak Healthcare**



Daniels Healthcare
Up to 5L**



Daniels Healthcare
7L & Above**

Item	Description	Weight
SEP/USBBMP	Universal Sharps Box Bracket Mounting Plate	0.2kg


+44 (0)1258 484455

www.bristolmaid.com

Security Clamp

Features

- Allows the trolley to be secured to the 'fabric' of the building
- Requires no additional keys, utilises the trolleys own locking system
- One end is secured to the wall, the 'hook shaped' end is trapped by the door of the trolley when closed and locked
- Recommended wall fitting height 1000mm



Important Note - Security Clamps

It is a UK requirement that when the trolley is not in use it should be secured to the 'fabric of the building'. Not only does this prevent casual theft, i.e. trolleys being pushed to an isolated area and broken into, but also encourages good nursing practice, giving the trolley a 'permanent home'.

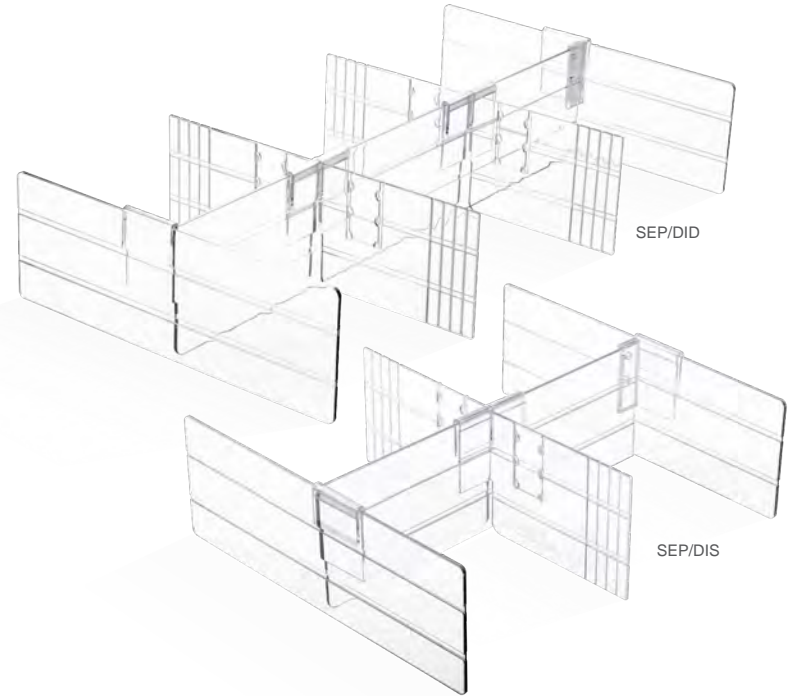
'Safe & Secure Handling of Medicines - Royal Pharmaceutical Society, GB- March 2005'

Item	Description	Cable Length	Weight
MT/1/6F	Security Clamp	950mm	0.8kg

Drawer Inserts

Features

- Plastic drawer inserts, height 100mm
- Assists segregation of drawer contents
- Suitable for single & double door trolleys
- Insert supplied with removable & repositionable dividers
 - SEP/DIS - 2 x dividers providing 4 separate areas
 - SEP/DID - 4 x dividers providing 6 separate areas
- Supplied for self-assembly
- Clip on label holders & plastic labels available to assist identification




Item	Description	Weight
SEP/DIS	Drawer Insert - Set - Single Door Trolleys	0.5kg
SEP/DID	Drawer Insert - Set - Double Door Trolleys	0.6kg

Label Holders & Labels

Features

- Plastic label holders & labels
- Assists identification of drawer contents
- Label holders snap onto drawer inserts/dividers
- Accepts ISO labels 40 x 60mm (w x h)
- Sold in packs of ten



Item	Description
SEP/LH	Label Holder
SEP/L	Label

Label - Sepsis Tiger


Features

- Sammy the sepsis tiger label developed for use on Paediatric trolleys
- Compatible with both single & double door trolleys



SEPD/6/EPB/SEP/TIG01
Trolley complete with label

Item	Description
SEP/TIG01	Label - Sammy Sepsis Tiger



SEPS/6/HSB/SEP/TIG01
Trolley complete with label



CTSEPSM1/10/6S/HSB

Caretray Trolley - Sepsis

Features

- Trolleys designed for use in the treatment of Sepsis
- Supports delivery of 'The Sepsis Six' with clearly defined locations for equipment used in each of the stages
- Quick & easy disassembly, assists thorough & deep cleaning
- Fully welded mild steel frame, powder coated in a durable epoxy paint (requires no on-site assembly)
- Recyclable polypropylene one-piece top & side panels, smooth surfaces & radiused edges assists cleaning (compatible with steam cleaning)
 - Top Panel - Raised edges on three sides provide defined grab points to act as push handles, whilst an integral rim at the front contains spillages (max load 30kg)
 - Side Panels - Incorporate runners with positive stops preventing trays from being accidentally withdrawn
- Carerails fitted to either side support a wide range of accessories
- Solid grade laminate door & back panel providing security for the contents of the trays
- Two locking options...
 - High Security Bolt Lock - Supplied with two keys
 - Electronic Push Button Lock - Programable four-digit code
- Trolley pre-configured with the following accessories...
 - Waste Bin & Bracket, 8 Litre
 - Sharps Box Holder
 - Labels, Sepsis Six
- Translucent, impact-resistant trays & dividers, smooth surfaces & radiused edges assists cleaning (compatible with steam cleaning / high temperature machine washing)
- Trays feature an integral handle with a plastic clip-on label cover (sepsis six labels supplied - oxygen / blood cultures / intravenous antibiotics / intravenous fluid / haemoglobin & lactates / urine measurement)
- 100 / 150mm deep trays, can be subdivided in both length & width using removable dividers (max load 5kg)
- 2 x long & 2 x short dividers supplied with each tray
- Polyurethane ring buffers offer protection to both the trolley & fabric of the building, smooth surfaces assist cleaning
- 100mm polymer castors, 2 off braking
- When not in use, trolleys storing medicines should be secured to the wall using a Security Clamp (see locking & security accessories - page 384)

Dimensions (w x d x h)

- Overall Dimensions - 550 x 550 x 993mm
- Plastic Top - 455 x 455 (internal) at height 968mm
- Trays
 - Shallow Tray - 355 x 405 x 100mm (internal)
 - Deep Tray - 355 x 405 x 150mm (internal)

Standard Colours

- Paint - Orange

Item	Description	Weight
CTSEPSM1/10/6S/HSB	6 x 100mm Trays, High Security Bolt Lock	36.8kg


Options / Accessories

- Locking & Security - page 60
- Overbridge & Tilt Bins - page 66
- Defibrillator Platform - page 67
- Carerail Mounted - page 68
- Laptop Holders - page 74
- Trays, Shelves, Dividers & Labels - page 77



Item	Description	Weight
CTSEPSM1/10/6S/EPB	6 x 100mm Trays, Electronic Push Button Lock	36.8kg

CTSEPSM1/10/6S/EPB



Shelving & Racking Solutions

Engineered for a Demanding Environment	390
Polymer Racking - MetroMax I®	392
Polymer Racking - MetroMax Q®	394
Zinc Chrome Racking - Olympic®	396
High Density Storage - Top-Track®	398
High Density Storage - qwikTRAK®	399

Engineered for a Demanding Environment



MetroMax I®

★★★★★ Corrosion Protection

★★★★★ Cleanability

★★★★★ Tear Resistance

★★★★★ Stability & Mobility

££££ Price



MetroMax Q®

★★★★★ Corrosion Protection

★★★★★ Cleanability

★★★★★ Tear Resistance

★★★★★ Stability & Mobility

£££ Price



Olympic®

★ Corrosion Protection


★★ Cleanability

★★ Tear Resistance

★★★★★ Stability & Mobility

£ Price

MetroMax I[®] Full Polymer System with Lifetime Warranty against corrosion



Microban[®] antimicrobial product protection helps keep shelves "cleaner between cleanings" by inhibiting the growth of mold, mildew, fungus and bacteria that cause odors and stains on the shelf surface.

Olympic[®] The Economic Wire Storage System



MetroMax Q[®] Polymer / Epoxy Coated System with 15 Year Warranty against corrosion





8MX556SG



85MX556SG

Stationary Units

4 Shelves - 1590mm High		5 Shelves - 1895mm High		Shelf Size (w x d)
Grid Shelves	Solid Shelves	Grid Shelves	Solid Shelves	
8MX536SG	8MX536SS	85MX536SG	85MX536SS	914 x 610mm
8MX546SG	8MX546SS	85MX546SG	85MX546SS	1066 x 610mm
8MX556SG	8MX556SS	85MX556SG	85MX556SS	1219 x 610mm
8MX566SG	8MX566SS	85MX566SG	85MX566SS	1524 x 610mm


Mobile Units

4 Shelves - 1730mm High		5 Shelves - 2035mm High		Shelf Size (d x w)
Grid Shelves	Solid Shelves	Grid Shelves	Solid Shelves	
8MX536MG	8MX536MS	85MX536MG	85MX536MS	914 x 610mm
8MX546MG	8MX546MS	85MX546MG	85MX546MS	1066 x 610mm
8MX556MG	8MX556MS	85MX556MG	85MX556MS	1219 x 610mm
8MX566MG	8MX566MS	85MX566MG	85MX566MS	1524 x 610mm

Polymer Racking - MetroMax I®

Features

- Corrosion proof polymer shelving & racking system
- Polymer shelves with stainless steel corners & a patented no tools assembly, adjustable in 25mm increments
- All polymer posts
- Removable easy to clean polymer shelf mats (will fit most dishwashers) available as...
 - Grid Shelves - Open grid design allowing for the free circulation of air, improved visibility & light penetration
 - Solid Shelves - Solid design offering a tear free surface, ideal for the storage of sterilised DIN/ISO trays within theatres
- Microban® product protection inhibits growth of bacteria & aids infection control
- Available as stationary or mobile units
 - Stationary - Fitted with adjustable feet to allow levelling on uneven floors
 - Mobile - Fitted with 125mm swivel / braking castors
- Rack / unit capacity...
 - Stationary - 907kg
 - Mobile - 339kg
- Optional label holders, shelf dividers & ledges
- Lifetime anti-corrosion warranty
- Supplied for self-assembly



Solid Shelves

Room Design & Installation Service Available
Contact us for more information



Label Holders

Features

- Allows for clear identification of items
- Snaps onto shelf edge
- Accepts most commercial labels


Dimensions (w x h)

- 102 x 27mm

Standard Colours

- Grey

Item	Description	Weight
89989PX	Label Holder	0.01kg



Shelf Divider

Features

- Corrosion proof polymer shelf divider (height 200mm)
- Use to create organised compartments or simply separate shelf contents
- Easily repositioned on grid & solid shelves
- Easy to clean


Dimensions (w x h)

- 610 x 200mm

Standard Colours

- Grey

Item	Description	Weight
8MXD24-8	Shelf Divider	0.7kg



Stackable Shelf Ledges

Features

- Corrosion proof stackable shelf ledge (height 51mm)
- Prevents larger items from protruding or falling
- Compatible with grid & solid shelves
- Easy to clean

Standard Colours

- Chrome

Item	Description	Weight
Side Ledge		
8MXLS24-2S	Side Ledge - 610mm	0.2kg
Rear Ledge		
8MXL36-2S	Rear Ledge - 914mm	0.4kg
8MXL42-2S	Rear Ledge - 1066mm	0.6kg
8MXL48-2S	Rear Ledge - 1219mm	0.6kg
8MXL60-2S	Rear Ledge - 1524mm	0.8kg



85Q566G2



8Q566G2M

Polymer Racking - MetroMax Q®

Features

- Epoxy / polymer shelving & racking system
- Epoxy coated shelves & posts with a patented no tools lever shelf release mechanism, adjustable in 25mm increments
- Removable easy to clean polymer open grid shelf mats (will fit most dishwashers)
- Open grid design allowing for the free circulation of air, improved visibility & light penetration
- Microban® product protection inhibits growth of bacteria & aids infection control
- Available as stationary or mobile units
 - Stationary - Fitted with adjustable feet to allow levelling on uneven floors
 - Mobile - Fitted with 125mm swivel / braking castors
- Rack / unit capacity...
 - Stationary - 907kg
 - Mobile - 339kg
- Optional label holders, shelf dividers & ledges
- Anti-corrosion warranty
 - Frame & Posts - 15 years
 - Shelf Mats - Lifetime
- Supplied for self-assembly



Open Grid Shelves

Stationary Units

4 Shelves	Shelf Size (w x d)	Height	Weight
8Q536G2	914 x 610mm	1590mm	30.0kg
8Q546G2	1066 x 610mm	1590mm	33.6kg
8Q556G2	1219 x 610mm	1590mm	35.6kg
8Q566G2	1524 x 610mm	1590mm	44.4kg

5 Shelves	Shelf Size (w x d)	Height	Weight
85Q537G2	914 x 610mm	1895mm	36.7kg
85Q547G2	1066 x 610mm	1895mm	41.2kg
85Q557G2	1219 x 610mm	1895mm	43.7kg
85Q567G2	1524 x 610mm	1895mm	54.7kg

Mobile Units

*other sizes available on request

4 Shelves	Shelf Size (w x d)	Height	Weight
8Q536G2M	914 x 610mm	1730mm	34.6kg
8Q546G2M	1066 x 610mm	1730mm	38.2kg
8Q556G2M	1219 x 610mm	1730mm	40.2kg
8Q566G2M	1524 x 610mm	1730mm	49.0kg

5 Shelves	Shelf Size (w x d)	Height	Weight
85Q537G2M	914 x 610mm	2035mm	41.3kg
85Q547G2M	1066 x 610mm	2035mm	45.8kg
85Q557G2M	1219 x 610mm	2035mm	48.3kg
85Q567G2M	1524 x 610mm	2035mm	59.3kg

Room Design & Installation Service Available
Contact us for more information



Label Holders

Features

- Allows for clear identification of items
- Snaps onto shelf edge
- Accepts most commercial labels


Dimensions (w x h)

- 102 x 27mm

Standard Colours

- Grey

Item	Description	Weight
8Q04LH	Label Holder	0.01kg



Shelf Divider

Features

- Corrosion proof polymer shelf divider (height 200mm)
- Use to create organised compartments or simply separate shelf contents
- Easily repositioned on grid & solid shelves
- Easy to clean


Dimensions (w x h)

- 610 x 200mm

Standard Colours

- Grey

Item	Description	Weight
8MQD24-8	Shelf Divider	0.7kg



Stackable Shelf Ledges

Features

- Corrosion proof stackable shelf ledge (height 51mm)
- Prevents larger items from protruding or falling
- Compatible with grid & solid shelves
- Easy to clean

Standard Colours

- Chrome

Item	Description	Weight
Side Ledge		
8MQLS24-2S	Side Ledge - 610mm	0.2kg
Rear Ledge		
8MQL24-2S	Rear Ledge - 610mm	0.2kg
8MQL36-2S	Rear Ledge - 914mm	0.4kg
8MQL42-2S	Rear Ledge - 1066mm	0.6kg
8MQL48-2S	Rear Ledge - 1219mm	0.6kg
8MQL60-2S	Rear Ledge - 1524mm	0.8kg



80966CM

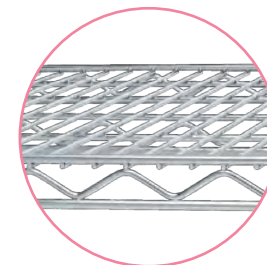


80966C

Zinc Chrome Racking - Olympic®

Features

- Zinc chrome shelving & racking system
- Chromate posts & shelves with a patented no tools tapered split sleeve system that snaps together on each post, adjustable in 25mm increments
- Available as stationary or mobile units
 - Stationary - Fitted with adjustable feet to allow levelling on uneven floors
 - Mobile - Fitted with 125mm swivel / braking castors
- Rack / unit capacity...
 - Stationary - 907kg
 - Mobile - 339kg
- Optional label holders, shelf dividers & ledges
- 1-year anti-corrosion warranty
- Supplied for self-assembly



Zinc Chrome Shelves

Stationary Units

4 Shelves	Shelf Size (w x d)	Height	Weight
8O536C	914 x 610mm	1590mm	30.0kg
8O546C	1066 x 610mm	1590mm	33.6kg
8O556C	1219 x 610mm	1590mm	35.6kg
8O966C	1524 x 610mm	1590mm	44.4kg

Mobile Units

4 Shelves	Shelf Size (w x d)	Height	Weight
8O536CM	914 x 610mm	1730mm	34.6kg
8O546CM	1066 x 610mm	1730mm	38.2kg
8O556CM	1219 x 610mm	1730mm	40.2kg
8O966CM	1524 x 610mm	1730mm	49.0kg

5 Shelves	Shelf Size (w x d)	Height	Weight
85O537C	914 x 610mm	1895mm	36.7kg
85O547C	1066 x 610mm	1895mm	41.2kg
85O557C	1219 x 610mm	1895mm	43.7kg
85O967C	1524 x 610mm	1895mm	54.7kg

5 Shelves	Shelf Size (w x d)	Height	Weight
85O537CM	914 x 610mm	2035mm	41.3kg
85O547CM	1066 x 610mm	2035mm	45.8kg
85O557CM	1219 x 610mm	2035mm	48.3kg
85O967CM	1524 x 610mm	2035mm	59.3kg

Room Design & Installation Service Available
Contact us for more information



Label Holders

Features

- Allows for clear identification of items
- Snaps onto shelf edge
- Accepts most commercial labels


Dimensions (w x h)

- 75 x 32mm

Standard Colours

- Grey

Item	Description	Weight
89990P	Label Holder	0.1kg



Shelf Divider

Features

- Keeps shelf contents orderly (height 203mm)
- Pressure fit to hold in place


Dimensions (w x h)

- 610 x 203mm

Standard Colours

- Chrome

Item	Description	Weight
8DD24C	Shelf Divider	0.7kg



Shelf Ledges

Features

- Prevents items from protruding or falling (height 100mm)
- Pressure fit to hold in place
- Ledges can be stacked

Standard Colours

- Chrome

Item	Shelf Length	Weight
8L24N-4C	610mm	0.90kg
8L36N-4C	914mm	1.25kg
8L42N-4C	1066mm	1.48kg
8L48N-4C	1219mm	1.68kg
8L60N-4C	1524mm	1.81kg



High Density Storage - Top-Track®

Features

- Increases the storage capacity of a given area by up to 50%
- Maximises all available space
- Can eliminate the need to expand a given area through the use of optimised storage
- Creates moveable aisles
- Eliminates hard to reach or 'dead' spaces
- The guide track is positioned above the shelving system
- Aluminium overhead track system acts as a guide for mobile units
- Floors are easy to clean
- Carts & trolleys can easily be manoeuvred into & out of the active aisle
- Mobile units are designed to accommodate medium-duty applications
- The maximum weight capacity of a Top-Track® mobile unit is 410kg



Overhead Guide Track


Room Design & Installation Service Available
Contact us for more information

High Density Storage - qwikTRAK®



Features

- Increases the storage capacity of a given area by up to 50%
- Maximises all available space
- Can eliminate the need to expand a given area through the use of optimised storage
- Creates moveable aisles
- Eliminates hard to reach or 'dead' spaces
- The guide track is positioned below the shelving system, & protects the floor from wear & tear (does not need to be mounted to the floor)
- Compensates for uneven floor surfaces
- Track acts as a guide for mobile units
- Mobile units are designed to accommodate heavy-duty applications
- Allows for double deep configurations, where two systems are joined together for even greater storage capacity
- The maximum weight capacity of a qwikTRAK® mobile unit is 970kg



Floor Mounted Guide Track



Sterile Services Equipment

Preparation Tables - Variable Height	402
Preparation Tables - Fixed Height	403
Sterile Supplies Trolleys - UN3291 Certified	404
Sterile Supplies Trolleys - UN3291 Certified, Trolley Washer Compatible	406

Preparation Tables - Stainless Steel, Variable Height

Features

- Height adjustable preparation tables
- 304 grade stainless steel frame & work surface
- Uses a manual turn handle (folds away when not in use)
 - Static - 715 - 1015mm
 - Mobile - 812 - 1112mm
- Available as static or mobile
 - Static - Adjustable feet for levelling on uneven floors
 - Mobile - 80mm pressed steel castors, 2 off braking
- Max capacity 70.0kg

Dimensions (w x d x h)

- Static - 1500 x 750 x 715 - 1015mm
- Mobile - 1500 x 750 x 812 - 1112mm

Standard Colours

- Stainless Steel



PT050

Item	Description	Weight
PT050	Preparation Table - Variable Height, Stainless Steel, Static	49.0kg
PT110	Preparation Table - Variable Height, Stainless Steel, Mobile	53.0kg

Preparation Tables - Stainless Steel, Fixed Height

Features

- Fixed height preparation tables
- 304 grade stainless steel frame, lower shelf & work surface
- Worksurface height 950mm
- Available as static or mobile
 - Static - Adjustable feet for levelling on uneven floors
 - Mobile - 80mm pressed steel castors, 2 off braking
- Max capacity 70.0kg

Dimensions (w x d x h)

- Overall Dimensions - 1500 x 750 x 950mm

Standard Colours

- Stainless Steel



Item	Description	Weight
PTS/115	Preparation Table - Fixed Height, Stainless Steel, Static	56.3kg
PTS/115/M	Preparation Table - Fixed Height, Stainless Steel, Mobile	58.8kg



ST/340/UN

AGV Compatible Trolleys & Carts
For Automated Guided Vehicle (AGV) systems. We can
provide solutions that are compatible with Sterile Supplies,
Laundry, Medical Records & Pharmacy distribution

Sterile Supplies Trolleys - UN3291 Certified

Features

- Independently tested to UN3291 - Certificate of Packaging Performance for the Transportation of Clinical Waste
- Suitable for the transportation of DIN & ISO instrument trays
- Mild steel frame
- Lightweight aluminium cladding, shelves & door/s
- Powder coated for durability
- Locking door/s...
 - Fitted with a flush fitting handle fitted with a CAM lock offering two-point locking (supplied with 2 keys)
 - When opened, doors fold back flat at either end of the trolley*
- Three adjustable shelves, (max 40kg per shelf)
- Shelf size...
 - Small - 534 x 614mm (w x d)
 - Large - 1128 x 614mm (w x d)
- Removable stainless steel drip tray
- Inset push handles at either end of trolley
- Low level bumper rail offers protection to both the trolley & fabric of the building
- Optional tow bar fitting...
 - Tow bar fitted to the front (swivel castor)
 - Antiluce fastener fitted to rear (fixed castor)
 - Tow bar position approx. 360-380mm above floor
 - Recommended max speed 7kph for towed trolleys
- 200mm heavy duty cushioned castors, 2 x fixed, 2 x swivel braking
- Maximum capacity...
 - Small - 84k.0g per trolley
 - Large - 109.0kg per trolley

*Doors will not fold back flat when a tow bar is fitted

Dimensions (w x d x h)

- Small - 805 x 774 x 1257mm
- Large - 1399 x 774 x 1257mm

Standard Colours

- Frame - Grey
- Cladding / Shelves / Doors - White

Item	Description	Weight
Small		
ST/340/UN	Sterile Supplies Trolley - UN3291 Certified, Small	74.5kg
ST/340/UN/T	Sterile Supplies Trolley - UN3291 Certified, Towing, Small	78.5kg
Large		
ST/690/UN	Sterile Supplies Trolley - UN3291 Certified, Large	110.0kg
ST/690/UN/T	Sterile Supplies Trolley - UN3291 Certified, Towing, Large	114.0kg



Tow Bar



Drip Tray



ST/690/UN

Sterile Supplies Trolleys - UN3291 Certified, Trolley Washer Compatible



STSS/690/UN

Features

- Independently tested to UN3291 - Certificate of Packaging Performance for the Transportation of Clinical Waste
- Compatible with trolley washers
- Suitable for the transportation of DIN & ISO instrument trays
- 304 grade stainless steel frame, cladding, shelves & doors
- Natural unpolished finish
- Locking door/s...
 - Fitted with a flush fitting handle fitted with a CAM lock offering two-point locking (supplied with 2 keys)
 - When opened, doors fold back flat at either end of the trolley
 - Spring loaded plungers hold the doors open, essential when the trolley is being processed in a trolley washer disinfectant
- One fixed, two adjustable shelves (max 50kg per shelf)
 - Shelf size - 1227 x 632mm (w x d)
- Stainless steel drip tray...
 - Removable for cleaning
 - Can be located at the rear of the trolley during cleaning, held in position using spring loaded plungers
- Inset push handles at either end of trolley
- High level corner bumpers offer protection to both the trolley & fabric of the building
- Optional tow bar fitting...
 - Tow bar fitted to the front (swivel castor)
 - Antiluce fastener fitted to rear (fixed castor)
 - Tow bar position approx. 360-380mm above floor
 - Recommended max speed 7kph for towed trolleys
- 200mm heavy duty sealed bearing stainless steel castors, 2 x fixed, 2 x swivel braking
- Maximum capacity 136.0kg per trolley

Doors will fold back flat with tow bar fitted

Dimensions (w x d x h) Standard Colours

- 1407 x 762 x 1288mm
- Stainless Steel - Natural Unpolished

AGV Compatible Trolleys & Carts
For Automated Guided Vehicle (AGV) systems. We can provide solutions that are compatible with Sterile Supplies, Laundry, Medical Records & Pharmacy distribution

Item	Description	Weight
STSS/690/UN	Sterile Supplies Trolley - Stainless Steel, Trolley Washer Compatible	131.0kg
STSS/690/UN/T	Sterile Supplies Trolley - Stainless Steel, Trolley Washer Compatible, Towing	137.0kg



Drip Tray Locates at Rear of Trolley During Cleaning



High Level Corner Bumpers



STSS/690/UN



Storage Cupboards, Cabinets & Lockers

Storage Cupboards	410
Storage Cabinets - Single & Double Door	412
Storage Cabinets - First Aid & Clinical Reagent Cabinets	413
Storage Cabinets - Traka 21	414
Storage Cabinets - Key	415
Storage Lockers - Personal Effects	416



SC/L/1870/7S5D



Trays



Shelves



Shelves & Dividers

Storage Cupboards - Single Door, 1870mm High

Features

- Single door 1870mm high cupboards
- Single-point locking using a flush fitting CAM lock fitted with a handle (supplied with 2 keys)
- Available with either...
 - Plastic Trays
 - Shelves
 - Shelves & Dividers
- 0.9mm (20 Gauge) mild steel welded construction
- Modular design allows for easy interchange with HTM 63 storage systems

Plastic Trays

- Interchangeable with our popular Caretray range
- Supplied with 7 x 100mm & 5 x 150mm trays
- Translucent, impact-resistant trays & dividers, smooth surfaces & radiused edges assists cleaning (compatible with steam cleaning / high temperature machine washing)
- Trays feature an integral handle with a plastic clip-on label cover (coloured label strips supplied - white, blue, green, yellow & red)
- 100 / 150mm deep trays, can be subdivided in both length & width using removable dividers (max load 5kg)
- 2 x long & 2 x short dividers supplied with each tray

Shelves

- Adjustable at 50mm increments
- Supplied with 8 x shelves

Shelves & Dividers

- Adjustable at 50mm increments
- Removable dividers 100mm high, adjustable at 25mm increments
- Supplied with 8 x shelves & 16 x dividers

Dimensions (w x d x h)

- Cupboard
- 500 x 536 x 1870mm
- Trays
- Shallow Tray - 355 x 405 x 100mm (internal)
 - Deep Tray - 355 x 405 x 150mm (internal)

Options / Accessories

- SC/JK/1870 - Joining Kit
- SC/DIV - Set of 16 Dividers
- CT/TRAY/S - Shallow Tray
- CT/TRAY/D - Deep Tray

Standard Colours

- Paint - White

R/H Hinged	L/H Hinged	Description	Weight
SC/R/1870/7S5D	SC/L/1870/7S5D	Single Door, 1870mm High, Plastic Trays	83.6kg
SC/R/1870/FS	SC/L/1870/FS	Single Door, 1870mm High, Flat Shelves	64.0kg
SC/R/1870/FSD	SC/L/1870/FSD	Single Door, 1870mm High, Flat Shelves & Dividers	74.0kg



SC/L/1870/FSD



SC/L/1870/FS

Joining Kits

Features

- Allows two units to be joined together

Item	Description
SC/JK/1870	Joining Kit

Dividers

Features

- Spare / replacement dividers for SC cupboards supplied with shelves & dividers
- 100mm high dividers locate into slots on the shelves, adjustable at 25mm increments
- Compatible with 1870mm high units



shelf not included

Item	Description
SC/DIV	Set of 16 Dividers



SC045



SC040



SC020

Storage Cabinets - Single & Double Door

Features

- Adjustable & removable shelves
- Flush fitting handle fitted with a CAM lock offering single-point locking (supplied with 2 keys)
- 0.9mm (20 gauge) mild steel welded construction
- Mounting holes in back (fixings not included)
- Modular design allows for easy interchange with HTM 63 storage systems

Standard Colours

- Paint - White

Item	Shelves	Overall Dimension (w x d x h)	Weight
Single Door			
SC020	2	600 x 300 x 600mm	19.5kg
SC025	3	600 x 300 x 900mm	26.0kg
Double Door			
SC040	4	1000 x 300 x 600mm	32.5kg
SC045	6	1000 x 300 x 900mm	45.0kg

Storage Cabinets - First Aid & Clinical Reagents

Features

- Removable shelves
- Flush fitting handle fitted with a CAM lock offering single-point locking (supplied with 2 keys)
- 0.9mm (20 gauge) mild steel welded construction
- Mounting holes in back (fixings not included)
- Supplied with 'First Aid' & 'Clinical Reagents' self-adhesive labels

Dimensions (w x d x h)

- Small - 300 x 200 x 400mm
- Medium - 400 x 200 x 400mm
- Large - 400 x 200 x 600mm

Standard Colours

- Paint - White



Item	Description	Shelves	Weight
GC005	First Aid & Clinical Reagents Cabinet - Small	2	5.0kg
GC010	First Aid & Clinical Reagents Cabinet - Medium	2	6.0kg
GC015	First Aid & Clinical Reagents Cabinet - Large	2	8.0kg



Storage Cabinets - Keys, Traka21

Features

- User, key & access rights administration
- Screen based audit trail & reporting capability or export via USB port
- 21 robust, long-life iFobs with security seals
- 21 locking receptors with LEDs
- Robust & compact aluminium & ABS housing with no exposed hinges or obvious access points
- Manual override & door release functions in case of emergency
- Audible alarms


Operation

- Stand-alone 'Plug & Play' solution with advanced RFID technology
- Capacity for up to 21 keys
- Touchscreen interface
- PIN access to designated keys or keysets which are individually locked in place
- Keys are securely attached using special security seals
- Simple to configure through setup wizard
- No requirement for network connection or PC
- Concealed robust fixing points allow secure wall fixing
- Mains operated (optional battery back-up)


How does it work?



Access
User enters unique PIN code to gain access to the cabinet



Key Removal
Keys & keysets are individually locked within the cabinet. Green LED's indicate those keys which the user can access. The user cannot remove keys highlighted by the Red LED's which continue to remain locked in place



Key Replacement
An amber light indicates the return position for the key

Dimensions (w x d x h)

- 246 x 95 x 427mm

Standard Colours

- Aluminium & ABS - White

Options

- SKR/25 - Security Key Rings (x 25)
- SKR/100 - Security Key Rings (x 100)
- SKB/BAT - Battery Back-Up



Traka21 iFob

Once attached to an iFob with a robust security seal, individual keys or keysets are assigned a specific receptor within the Traka cabinet & locked in place until released by an authorised user

Item	Description	Weight
SKC21/TRAKA	Key Cabinet - TRAKA21	4.0kg

Storage Cabinets - Keys

Features

- Cabinets for the control & tracking of keys
- Available with either a CAM or electronic push button lock
 - CAM - Supplied with two keys
 - Electronic Push Button - Battery operated
- Adjustable hook bars accommodate different key lengths
- Removable control index for out of hours peace of mind
- Colour coded hook bars & tags ensure quick identification, (both numbered)
- Provided with security seals & loops to secure keys that require evidence of tampering or removal

Standard Colours


- Paint - Grey

Electronic Push Button Lock

- Uses a 10 button keypad and a # button. The # button is hidden beneath the handle when in the locked position
- Easy programming & code change
- Four operating codes with differing levels of authority
 - Master code
 - Sub-master code
 - User code
 - Technician code
- User codes are 4 digits
- Master & sub-master codes are 8 digits
- 15,000 openings on 2 x AAA cells (supplied)
- Low battery warning with failure override using 9v battery across LED's (+/-) & master code



SKC20/CL



SKC30



SKC100

CAM Lock

Item	Key Capacity	Overall Dimensions (w x d x h)	Weight
SKC20	20 Keys	185 x 80 x 260mm	2.0kg
SKC30	30 Keys	215 x 80 x 305mm	3.0kg
SKC48	48 Keys	300 x 80 x 355mm	4.0kg
SKC64	64 Keys	300 x 80 x 450mm	5.0kg
SKC100	100 Keys	380 x 80 x 550mm	8.0kg

Electronic Push Button Lock

Item	Key Capacity	Overall Dimensions (w x d x h)	Weight
SKC20/CL	20 Keys	185 x 110 x 260mm	2.0kg
SKC30/CL	30 Keys	215 x 110 x 305mm	3.0kg
SKC48/CL	48 Keys	300 x 110 x 355mm	4.0kg
SKC64/CL	64 Keys	300 x 110 x 450mm	5.0kg
SKC100/CL	100 Keys	380 x 110 x 550mm	8.0kg

Alternative colours available

Replace suffix on the product code with any of the following to select your colour i.e. Single Bank with a Green Door - PL080/GD



BD
Blue Door



GD
Green Door



RD
Red Door



YD
Yellow Door



Hasp & Staple Lock



PL080/BD



PL105/GD



PL115/RD



PL145/YD



PL150/BD

Storage Lockers - Personal Effects

Features

- Range of personal effects lockers available in single, double or triple banks in a number of compartment configurations
- Choice of locking options
 - CAM lock (supplied with 2 keys)
 - Hasp & staple (accepts a padlock/not supplied)
- Lock surround incorporates a 25mm round label holder
- Mounting holes provided in back (fixings not included)
- Optional stands & sloping tops

Dimensions (w x d x h)

- Single Bank - 305 x 460 x 1780mm
- Double Bank - 610 x 460 x 1780mm
- Triple Bank - 915 x 460 x 1780mm

Internal Compartments (w x d x h)

- One - 255 x 440 x 1680mm
- Two - 255 x 440 x 815mm
- Three - 255 x 440 x 525mm
- Four - 255 x 440 x 385mm
- Five - 255 x 440 x 295mm

Standard Colours

- Body - Grey
- Doors - Blue

Single Bank



Compartments	1	2	3	4	5
Coat Hook	Yes	Yes	No	No	No
Shelf	Yes	No	No	No	No
Hasp & Staple	PL005/BD	PL010/BD	PL015/BD	PL020/BD	PL025/BD
CAM Lock	PL080/BD	PL085/BD	PL090/BD	PL095/BD	PL100/BD

Double Bank



Compartments	1	2	3	4	5
Coat Hook	Yes	Yes	No	No	No
Shelf	Yes	No	No	No	No
Hasp & Staple	PL030/BD	PL035/BD	PL040/BD	PL045/BD	PL050/BD
CAM Lock	PL105/BD	PL110/BD	PL115/BD	PL120/BD	PL125/BD

Triple Bank



Compartments	1	2	3	4	5
Coat Hook	Yes	Yes	No	No	No
Shelf	Yes	No	No	No	No
Hasp & Staple	PL055/BD	PL060/BD	PL065/BD	PL070/BD	PL075/BD
CAM Lock	PL130/BD	PL135/BD	PL140/BD	PL145/BD	PL150/BD

Stand

Features

- Compatible with single, double & triple bank 1780mm high personal effects lockers
- Keeps lockers clear of the floor assisting cleaning & aiding air-circulation
- Fitted with adjustable feet
- Increases the overall height of the locker by 150mm

Standard Colours

- Stand - Grey



Item	Description
PL900	Stand - Single Bank
PL905	Stand - Double Bank
PL910	Stand - Triple Bank

Sloping Top

Features

- Compatible with single, double & triple bank 1780mm high personal effects lockers
- Prevents items being stored on the top of the locker & assists cleaning
- Increases the overall height of the locker by 150mm

Standard Colours

- Sloping Top - Grey



Item	Description
PL915	Sloping Top - Single Bank
PL920	Sloping Top - Double Bank
PL925	Sloping Top - Triple Bank



Theatre Equipment

Bowl Stands	420
Bucket Stands	423
Instrument Trolleys	424
Mayo Tables	426
Operating Platforms	426
Suture Storage Trolleys	427
Sterile Container Storage	428



SBST/2

SBS/2

Bowl Stands - Fixed Height

Features

- Seamlessly welded from 304 grade stainless steel for strength & ease of cleaning
- Bowl retaining rings fitted with removable anti-static spiral buffers to support bowls
- Suitable for use with 360mm diameter stainless or polythene bowls (order separately)
- 75mm pressed steel non-marking castors (1 x anti-static)

Standard Colours

- Stainless Steel

Options / Accessories

- 2MECO079 - 360mm Diameter, 7 Litre Stainless Steel Bowl
- 2PLCO054 - 360mm Diameter, 7 Litre Polythene Bowl



2MECO079
7 Litre Stainless Steel Bowl



2PLCO054
7 Litre Polythene Bowl

Item	Description	Overall Dimensions (w x d x h)	Weight
SBS/2	Bowl Stand - Fixed Height, Double Bowl, Side by Side	750 x 445 x 860mm	6.0kg
SBST/2	Bowl Stand - Fixed Height, Double Bowl, Tiered	445 x 445 x 860mm	5.0kg

Bowl Stands - Variable Height

Features

- Seamlessly welded from 304 grade stainless steel for strength & ease of cleaning
- Height adjustable upright using a handwheel (753 - 1100mm)
- Bowl retaining ring fitted with removable anti-static spiral buffers to support bowls
- Suitable for use with 360mm diameter stainless or polythene bowls (order separately)
- 50mm polypropylene/thermoplastic rubber twin-wheel castors (1 x anti-static)

Standard Colours

- Stainless Steel

Options / Accessories

- 2MECO079 - 360mm Diameter, 7 Litre Stainless Steel Bowl
- 2PLCO054 - 360mm Diameter, 7 Litre Polythene Bowl



2MECO079
7 Litre Stainless Steel Bowl



2PLCO054
7 Litre Polythene Bowl



SBSA/2



HEIGHT
ADJUSTABLE

SBSA/1

Item	Description	Overall Dimensions (w x d x h)	Weight
SBSA/1	Bowl Stand - Variable Height, Single Bowl	650 x 650 x 753 - 1100mm	4.8kg
SBSA/2	Bowl Stand - Variable Height, Double Bowl	746 x 650 x 753 - 1100mm	5.6kg

Bowl Stands - Variable Height, Polyurethane, Easy Clean



BO/P/VD/SP

Features

- Five leg base with low centre of gravity to assist stability
- 25mm diameter scratch resistant stainless steel upright
- Polyurethane overmoulded base with smooth edges & contours provides...
 - Water-resistant finish, allowing for easy & effective cleaning (including steam cleaning)
 - Shield for the twin-wheel castors
 - Impact protection to patients & staff, reducing the risk of skin abrasions & bruising
 - Protection to the fabric of the building
- Coloured indicator caps provide department identification & segregation, reducing the risk of cross contamination
- Height adjustable upright using a handwheel (820 - 1125mm)
- Bowl retaining rings fitted with removable anti-static spiral buffers to support bowls
- Suitable for use with 360mm diameter stainless or polythene bowls (order separately)
- 50mm polypropylene/thermoplastic rubber twin-wheel non-marking castors (1 x anti-static)

Dimensions (w x d x h)

- Single Bowl - 620 x 620 x 820 - 1125mm
- Double Bowl - 746 x 620 x 820 - 1125mm

Standard Colours

- Base - Grey
- Coloured Indicator Cap - Spearmint
- Bowl Retaining Rings - Stainless Steel

Options / Accessories

- 2MECO079 - Stainless Steel Bowl
- 2PLCO054 - Polythene Bowl
- Coloured Indicator Cap - Blue / Green / Red / Yellow

BL
BlueGR
GreenRD
RedYE
Yellow

Item	Description	Weight
BO/P/VS/SP	Bowl Stand - Variable Height, Polyurethane, Easy Clean, Single Bowl	9.0kg
BO/P/VD/SP	Bowl Stand - Variable Height, Polyurethane, Easy Clean, Double Bowl	9.8kg

Bowl Stand - Kickabout, 360mm Diameter

Features

- Seamlessly welded from 304 grade stainless steel for strength & ease of cleaning
- Bowl retaining ring fitted with removable anti-static spiral buffers to support bowls
- Supplied with a 7 litre, 360mm diameter stainless steel bowl
- 75mm pressed steel non-marking castors (1 x anti-static, 2 x non-anti-static)

Dimensions (w x d x h)

- 365 x 365 x 235mm

Standard Colours

- Stainless Steel

Options / Accessories

- 2MECO079 - 360mm Diameter, Stainless Steel Bowl
- 2PLCO054 - 360mm Diameter, Polythene Bowl

Supplied with a 7 litre stainless steel bowl



SBSL/1

Bucket Stands - Kickabout, 15-Litre Bucket

Features

- Seamlessly welded from 304 grade stainless steel for strength & ease of cleaning
- Bucket retaining ring fitted with removable anti-static spiral buffers to support the bucket
- Model available fitted with a handle
- Supplied with a 15-litre graduated stainless steel bucket
- 75mm pressed steel non-marking castors (1 x anti-static, 2 x non-anti-static)

Dimensions (w x d x h)

- SBKSL/1 - 460 x 460 x 470mm
- SBKSLH/1 - 460 x 460 x 470mm

Standard Colours

- Stainless Steel

Supplied with a 15-litre graduated stainless steel bucket

Options / Accessories

- 2MECO081 - 15-litre graduated stainless steel bucket



SBKSLH/1

Item	Description	Weight
SBSL/1	Bowl Stand - Kickabout, 360mm Diameter	3.2kg

Item	Description	Weight
SBKSL/1	Bucket Stand - 15 Litre Bucket	5.0kg
SBKSLH/1	Bucket Stand - 15 Litre Bucket, Handle	5.5kg



DTSF/900/2/SD

DTSF/600/2/SD

DTSF/450/2/SD

Fixed Shelves, Sides Down, Stainless Steel, 450mm Deep

Features

- Meets BS4068:1977 Specification for hospital trolleys for instruments, dressings & for anaesthetists' use
- Seamlessly welded from 304 grade stainless steel for strength & ease of cleaning
- Fixed shelves with down turned sides
- Shelf heights 405 & 870mm
- Maximum capacity per shelf 40kg
- 75mm pressed steel non-marking castors (1 x anti-static, 3 x non-anti-static)

Options / Accessories

- C001 - 80mm, Grey Polymer Castors (2 x braking / 2 x non-braking)
- C002 - 100mm, Grey Polymer Castors (2 x braking / 2 x non-braking)
- C003 - 100mm, Pressed Steel Castors (2 x braking / 2 x non-braking)
- C013 - 75mm, Pressed Steel Castors (4 x braking)
- Drawer Units - page 119
- DP/C - Infusion Pole & Bracket
- ZP005 - Ring Buffers

Item	Size	Shelf Size (w x d)	Overall Dimensions (w x d x h)	Weight
DTSF/450/2/SD	Small	450 x 450mm	470 x 470 x 870mm	12.0kg
DTSF/600/2/SD	Medium	600 x 450mm	620 x 470 x 870mm	14.5kg
DTSF/750/2/SD	Large	750 x 450mm	770 x 470 x 870mm	18.0kg
DTSF/900/2/SD	X-Large	900 x 450mm	920 x 470 x 870mm	21.0kg

Fixed Shelves, Sides Down, Stainless Steel, 600mm Deep

Features

- Meets BS4068:1977 Specification for hospital trolleys for instruments, dressings & for anaesthetists' use
- Seamlessly welded from 304 grade stainless steel for strength & ease of cleaning
- Fixed shelves with down turned sides
- Shelf heights 405 & 870mm
- Maximum capacity per shelf 40kg
- 100mm pressed steel anti-static non-marking castors

Options / Accessories

- C002 - 100mm, Grey Polymer Castors (2 x braking / 2 x non-braking)
- C003 - 100mm, Pressed Steel Castors (2 x braking / 2 x non-braking)
- C015 - 100mm, Pressed Steel Castors (4 x braking)
- DP/C - Infusion Pole & Bracket
- ZP005 - Ring Buffers



DTSF/66/2/SD

DTSF/126/2/SD

DTSF/96/2/SD

Item	Size	Shelf Size (w x d)	Overall Dimensions (w x d x h)	Weight
DTSF/66/2/SD	Small	600 x 600mm	620 x 620 x 870mm	17.5kg
DTSF/96/2/SD	Medium	900 x 600mm	920 x 620 x 870mm	24.0kg
DTSF/126/2/SD	Large	1200 x 600mm	1220 x 620 x 870mm	29.6kg

Mayo Tables - Cantilever, Variable Height

Features

- Seamlessly welded frame from 304 grade stainless steel for strength & ease of cleaning
- Available with two castors & skid feet or four castors
- Height adjustment...
 - SS/22/1 - 893 - 1480mm
 - SS/22/2 - 858 - 1450mm
- Supplied with a removable stainless steel tray, 512 x 387 x 20mm (w x d x h)
- 50mm polypropylene/thermoplastic rubber twin-wheel anti-static castors

Dimensions (w x d x h)

- SS/22/1 - 641 x 450 x 893-1480mm
- SS/22/2 - 651 x 471 x 858-1450mm

Supplied with
a stainless
steel tray



Item	Description	Weight
SS/22/1	Mayo Table - Cantilever, Variable Height, Two Castors & Skid Feet	5.4kg
SS/22/2	Mayo Table - Cantilever, Variable Height, Four Castors	5.8kg

Operating Platforms

Features

- Seamlessly welded frame from 304 grade stainless steel for strength & ease of cleaning
- Aluminium embossed non-slip tread
- Non-slip, anti-static rubber feet
- Max capacity 190kg

Dimensions (w x d x h)

- Small - 400 x 300mm
- Large - 600 x 300mm



Aluminium embossed non-slip tread



OP/432

Item	Description	Weight
Small		
OP/431	Operating Platform - Small, 150mm High	4.2kg
OP/432	Operating Platform - Small, 200mm High	4.4kg
Large		
OP/631	Operating Platform - Large, 150mm High	6.0kg
OP/632	Operating Platform - Large, 200mm High	6.4kg

Suture Storage Trolleys

Features

- Angled shelves present contents for instant identification & easy access
- Allows logical organisation, eliminates confusion, allowing for easier & faster restocking
- Open wire design minimises dust accumulation, allowing for free circulation of air, improved visibility & light penetration
- No tools shelf adjustment in 25mm increments
- Each trolley supplied with 12 x shelf retainers to assist with segregation of contents
- Delivered flat pack for self-assembly
- 125mm pressed steel castors, 2 off braking

Options / Accessories

- 89990P - Label Holder, 75 x 32mm
- 8DCR17C - Shelf Retainers



8DC56EC

Item	Description	Overall Dimensions (w x d x h)	Weight
1 x Flat, 4 x Angled Shelves			
8DC15EC	Trolley - Suture Storage, 1 x Flat / 4 x Angled Shelves, 610mm	610 x 457 x 1524mm	46.5kg
8DC35EC	Trolley - Suture Storage, 1 x Flat / 4 x Angled Shelves, 914mm	914 x 457 x 1524mm	49.0kg
8DC55EC	Trolley - Suture Storage, 1 x Flat / 4 x Angled Shelves, 1219mm	1219 x 457 x 1524mm	51.0kg
5 x Angled Shelves			
8DC16EC	Trolley - Suture Storage, 5 x Angled Shelves, 610mm	610 x 457 x 1524mm	50.0kg
8DC36EC	Trolley - Suture Storage, 5 x Angled Shelves, 914mm	914 x 457 x 1778mm	51.5kg
8DC56EC	Trolley - Suture Storage, 5 x Angled Shelves, 1219mm	1219 x 457 x 1778mm	52.5kg



4HH-SCS/S1/2W5T
Shown with BBraun Aesculap
Sterile Containers (not supplied)

Sterile Container Storage

Features

- Fully configurable freestanding modular racking suitable for the safe storage of sterile containers
- Compatible with both blue wrap & rigid containers, up to max 300mm x 600mm (width x depth)
- Containers stored on either...
 - Telescopic shelves
 - Wire grid shelves
- Anodised extruded aluminium uprights & cross members
- Bolted construction using high quality moulded fixings provided rigidity & allows the system to be altered easily
- Available as either static or mobile units
 - Static - Adjustable feet allow levelling on uneven floors
 - Mobile - 50 / 80mm pressed steel castors
- Optional wall mounting brackets allow static units to be fixed securely to the wall, (when units are loaded over 100kg)
- Supplied for self-assembly

Dimensions (w x d x h)

Static

- Single Bay - 394 x 642 x 1940mm
- Double Bay - 737 x 642 x 1940mm

Mobile (50/80mm Castors)

- Single Bay - 394 x 642 x 1996 / 2035mm
- Double Bay - 737 x 642 x 1996 / 2035mm

Standard Colours

- Uprights & Cross Members - Anodised Aluminium
- Wire Grids - Polished Stainless Steel
- Telescopic Shelves - Anodised Aluminium
- Plastic Mouldings - Green / Grey

Options / Accessories

- 2HH-7532293 - Wall Mounting Bracket (x1)
- 2HH-7532277 - 10mm Plastic Cover Cap (x1)

Static

Item	Description	Weight
Single Bay		
4HH-SCS/S1/2W5T	Static, Single Bay, 2 x Wire Grid Shelves & 5 x Telescopic Shelves	30.2kg
4HH-SCS/S1/8W	Static, Single Bay, 8 x Wire Grid Shelves	21.4kg
Double Bay		
4HH-SCS/S2/4W10T	Static, Double Bay, 4 x Wire Grid Shelves & 10 x Telescopic Shelves	56.9kg
4HH-SCS/S2/16W	Static, Double Bay, 16 x Wire Grid Shelves	38.0kg

Mobile

Item	Description	Weight
Single Bay		
4HH-SCS/M51/2W5T	Mobile, Single Bay, 2 x Wire Grid Shelves & 5 x Telescopic Shelves	31.1kg
4HH-SCS/M51/8W	Mobile, Single Bay, 8 x Wire Grid Shelves	22.3kg
Double Bay		
4HH-SCS/M52/4W10T	Mobile, Double Bay, 4 x Wire Grid Shelves & 10 x Telescopic Shelves	58.2kg
4HH-SCS/M52/16W	Mobile, Double Bay, 16 x Wire Grid Shelves	39.3kg



2HH-7532255 - Wire Grid Shelf



2HH-7532335 - Telescopic Shelves



50mm Braking
Pressed Steel Castor



Adjustable Feet



4HH-SCS/M52/4W10T
Shown with B Braun Aesculap
Sterile Containers (not supplied)



4HH-SCS/M51/8W
Shown with B Braun Aesculap
Sterile Containers (not supplied)



4HH-SCS/S2/16W
Shown with B Braun Aesculap
Sterile Containers (not supplied)

Components

- 2HH-7532300-HH - Base Unit (x 1)
- 2HH-7532310 - Extension Unit (x 1)
- 2HH-7532335 - Telescopic Shelf (x 1)
- 2HH-7532255 - Wire Grid Shelf (x 1)
- 2HH-7532356 - Runners (Pair)
- 2HH-7532320 - Adjustable Foot Set (x 4)
- 2HH-7532321 - Adjustable Foot Set (x 2)
- 2HH-7532322 - 50mm Pressed Steel Castors (2 x Braking / 2 x Non-Braking)
- 2HH-7532323 - 50mm Pressed Steel Castors (1 x Braking / 1 x Non-Braking)
- 2HH-7532324 - 80mm Pressed Steel Castors (2 x Braking / 2 x Non-Braking)
- 2HH-7532325 - 80mm Pressed Steel Castors (1 x Braking / 1 x Non-Braking)

Room Design & Installation Service Available
Contact us for more information



Wireless Mobile Carts & Workstations

Mobile Workstations - Non-Powered	432
Options & Accessories	434
Caretray Trolley - Laptop	436



5RC/MW/NP/VM

Mobile Workstations - Non-Powered

Features

- Range of non-powered mobile workstations
- Models available for use with laptops & vesa display mounts & configurable with a keyboard tray
 - Laptop Mount - Secures the laptop, (compatible with laptops up to 482mm in width)
 - Vesa Display Mount - Height adjustable, compatible with 75 x 75mm / 100 x 100mm square hole patterns
 - Keyboard Tray - Retractable tray with wrist support & left / right mouse pad (accepts full size & Medigenic keyboards with room for mouse storage)
- Height adjustable using a gas damper (780 - 1130mm)
- Extruded aluminium column provides a smooth linear height adjustment
- Safety feature prevents trapping of the user beneath the workstation
- Cast aluminium four leg base
- Acrylic work surface
- Configurable with a range of accessories
- 100mm twin-wheel castors (4 x braking)

Dimensions (w x d x h)

- Overall - 630 x 630 x 780 - 1130mm
- Work Surface - 500 x 465mm
- Keyboard Tray - 500 x 255mm
- Laptop Mount - Accepts laptops up to 482mm

Standard Colours

- Base - White
- Work Surface - Blue
- Upright & Sheet - White

Item	Description	Weight
5RC/MW/NP	Mobile Workstation - Non-Powered	19.6kg
5RC/MW/NP/LM	Mobile Workstation - Non-Powered, Laptop Mount	20.2kg
5RC/MW/NP/VM	Mobile Workstation - Non-Powered, Vesa Display Mount	22.4kg
5RC/MW/NP/VM/KT	Mobile Workstation - Non-Powered, Vesa Display Mount, Keyboard Tray	23.6kg

Options / Accessories


- 5RC/SB - Storage Basket
- 5RC/DRK - Side Din Rail Kit
- 5RC/PSH - Power Supply Unit Holder
- GMBH/15 - Glove / Mask Box Holder
- CT/ALC - Alcohol Gel Holder
- SBH/15 - Sharps Box Holder



5RC/MW/NP



5RC/MW/NP/VM/KT



5RC/MW/NP/LM

Storage Basket

Features

- Wire storage basket
- Mounts to the aluminium extrusion

Standard Colours

- Paint - Grey White

Dimensions (w x d x h)

- 380 x 180 x 206mm



Item	Description	Weight
5RC/SB	Storage Basket	1.0kg


Power Supply Unit Holder

Features

- Provides a location to store the power supply unit
- Mounts to the underside of the top

Standard Colours

- White



Item	Description	Weight
5RC/PSH	Power Supply Unit Holder	0.6kg

Side Din Rail Kit

Features


- Aluminium DIN rail
- Provides a rail measuring 10 x 25mm to hang / position accessories
- Mounts to the right / left side of the unit

Standard Colours

- Aluminium / White

Dimensions (w x d x h)

- 300 x 10 x 25mm



Item	Description	Weight
5RC/DRK	Side Din Rail Kit	0.6kg

Glove / Mask Box Holder, One Box

Features

- Accommodates glove & mask boxes up to 150mm in width
- Box presented in a portrait orientation
- Fitted with a 15mm hook

Standard Colours

- Paint - Grey White

Dimensions (w x d x h)

- 143 x 122 x 177mm



Item	Description	Weight
GMBH/15	Glove / Mask Box Holder, One Box	0.6kg

Alcohol Gel Holder

Features

- Accepts bottles with 90 x 90mm square base
- Fitted with a 15mm hook

Standard Colours

- Paint - Grey White

Dimensions (w x d x h)

- 95 x 110 x 115mm



Item	Description	Weight
CT/ALC	Alcohol Gel Holder	0.3kg

Sharps Box Holder

Features

- Accepts sharps boxes up to seven litres capacity
- Sharps box secured using a rubber band fitted with a toggle
- Fitted with a 15mm hook

Standard Colours

- Paint - Grey White

Dimensions (w x d x h)

- 127 x 118 x 230mm



Item	Description	Weight
SBH/15	Sharps Box Holder	0.5kg



Item	Description	Weight
High Security Bolt Lock		
CTLAPT M1/10/3S2D/HSB	3 x 100mm, 2 x 150mm Trays, High Security Bolt Lock	39.3kg
CTLAPT M1/10/4S1D/HSB	4 x 100mm, 1 x 150mm Trays, High Security Bolt Lock	39.0kg
CTLAPT M1/10/6S/HSB	6 x 100mm Trays, High Security Bolt Lock	40.1kg

Caretray Trolley - Laptop

Features

- Trolleys designed for use with laptops
- Quick & easy disassembly, assists thorough & deep cleaning
- Fully welded mild steel frame, powder coated in a durable epoxy paint (requires no on-site assembly)
- Recyclable polypropylene one-piece top & side panels, smooth surfaces & radiused edges assists cleaning (compatible with steam cleaning)
 - Top Panel - Raised edges on three sides provide defined grab points to act as push handles, whilst an integral rim at the front contains spillages (max load 30kg)
 - Side Panels - Incorporate runners with positive stops preventing trays from being accidentally withdrawn (symmetrical design allows tray insertion from either side)
- Carerails fitted to either side support a wide range of accessories
- Solid grade laminate door & back panel providing security for the contents of the trays
- Two locking options...
 - High Security Bolt Lock - Supplied with two keys
 - Electronic Push Button Lock - Programable four-digit code
- Trolley pre-configured with the following accessories...
 - Laptop Holder, Removable, Swing Arm
- Translucent, impact-resistant trays & dividers, smooth surfaces & radiused edges assists cleaning (compatible with steam cleaning / high temperature machine washing)
- Trays feature an integral handle with a plastic clip-on label cover (coloured labels supplied - white, blue, green, yellow & red)
- 100 / 150mm deep trays, can be subdivided in both length & width using removable dividers (max load 5kg)
- 2 x long & 2 x short dividers supplied with each tray
- Polyurethane ring buffers offer protection to both the trolley & fabric of the building, smooth surfaces assist cleaning
- 100mm polymer castors, 2 off braking
- When not in use, trolleys storing medicines should be secured to the wall using a Security Clamp (see locking & security accessories)

Dimensions (w x d x h)

- Overall Dimensions - 550 x 550 x 993mm
- Plastic Top - 455 x 455 (internal) at height 968mm
- Trays
 - Shallow Tray - 355 x 405 x 100mm (internal)
 - Deep Tray - 355 x 405 x 150mm (internal)

Standard Colours

- Paint - Grey White

Options / Accessories

- Defibrillator Platform - page 67
- Carerail Mounted - page 68
- Laptop Holders - page 74
- Castors & Ring Buffers - page 76
- Trays, Shelves, Dividers & Labels - page 77



Item	Description	Weight
Electronic Push Button Lock		
CTLAPTM1/10/3S2D/EPB	3 x 100mm, 2 x 150mm Trays, Electronic Push Button Lock	39.3kg
CTLAPTM1/10/4S1D/EPB	4 x 100mm, 1 x 150mm Trays, Electronic Push Button Lock	39.0kg
CTLAPTM1/10/6S/EPB	6 x 100mm Trays, Electronic Push Button Lock	40.1kg



CTLAPTM1/10/3S2D/EPB



Workstations & Speciality Storage

Workstations	452
Storage Units	453
Catheter Storage Units	454



Workstations - Mobile, Polymer, Metro Starsys™



8SXRSENT1

Other configurations available. Contact our customer services team to discuss your requirements



8SXRDEMENT2



8SXR38MW14

Features

- Adaptable workstations
- Available as single, double & triple width units
- Moulded body, drawers & doors from a lightweight polymer that will not rust, chip, dent, peel or corrode
- Laminate worktop (height 914mm)
- 125mm polymer castors, 2 off braking

Standard Colours

- Body / Drawers / Doors - Light Taupe
- Drawer / Door Handles - Slate Blue

Item	Description	Overall Dimensions (w x d x h)	Weight
8SXRSENT1	Single, Drawers, Overhead Unit	600 x 726 x 2070mm	121.1kg
8SXRDEMENT2	Double, Drawers & Door, Overhead Units	1102 x 726 x 2070mm	188.2kg
8SXR40MW10	Double, Drawers, Overhead Units	1102 x 726 x 2070mm	189.0kg
8SXR38MW14	Triple, Drawers & Doors, Overhead Units	1606 x 726 x 2070mm	219.8kg

Storage Units - Mobile, Polymer, Metro Starsys™

Features

- Full height storage units
- Available as single, double & triple width units
- Moulded body, drawers & hinged/tambour doors from a lightweight polymer that will not rust, chip, dent, peel or corrode
- 125mm polymer castors, 2 off braking

Standard Colours

- Body / Drawers / Doors - Light Taupe
- Drawer / Door Handles - Slate Blue

Options / Accessories

- 8SXLABKIT - Drawer / Door Label Holders (x 10)
- 8SXREHAN - Push Handle



8SXTGS2



8SXRS83MGSTD



8SXR76CM3



8SXRSGS2



Item	Description	Overall Dimensions (w x d x h)	Weight
Drawers & Hinged Doors			
8SXRSGS2	Single, Drawers	578 x 632 x 1990mm	187.7kg
8SXR76CMHD1	Double, Drawers & Hinged Doors	1080 x 709 x 1990mm	159.2kg
8SXTGS2	Triple, Drawers & Hinged Doors	1669 x 709 x 1990mm	187.8kg
Hinged Doors			
8SXRS76CM5	Single, Door	578 x 709 x 1990mm	106.0kg
8SXR76CM3	Double, Doors	1080 x 709 x 1990mm	113.0kg
8SXTGS3	Triple, Doors	1669 x 709 x 1990mm	158.0kg
Tambour Doors			
8SXRS83MGSTD	Single, Tambour Door	578 x 709 x 2096mm	108.9kg
8SXR83MGSTD	Double, Tambour Doors	1080 x 709 x 2096mm	152.9kg



8SXRS83MCATHD



8SXR76MCATH1

Features

- Full height catheter storage units available with either hinged or tambour door/s
- Catheters supported on retractable slides providing easy to access & safe storage
- Available as single & double width units
 - Single - 180 Catheters
 - Double - 360 Catheters
- Moulded body & hinged or tambour doors from a lightweight polymer that will not rust, chip, dent, peel or corrode
- 125mm polymer castors, 2 off braking

Standard Colours

- Body / Drawers / Doors - Light Taupe
- Drawer / Door Handles - Slate Blue

Options / Accessories

- 8SXRCATHHK - Catheter Hooks, (supports 12 catheters)
- 8SXRLABKIT - Drawer / Door Label Holders, (x 10)
- 8SXREHAN - Push Handle

Other configurations available. Contact our customer services team to discuss your requirements

Item	Description	Overall Dimensions (w x d x h)	Weight
Hinged Doors			
8SXRS76MCATH1	Single, L/H Hinged Door, 180 x Catheters	578 x 632 x 1990mm	100.1kg
8SXR76MCATH1	Double, R/H & L/H Hinged Door, 360 x Catheters	1080 x 632 x 1990mm	136.3kg
Tambour Doors			
8SXRS83MCATHTD	Single, Tambour Door, 180 x Catheters	578 x 709 x 2096mm	109.3kg
8SXR83MCATHTD	Double, Tambour Doors, 360 x Catheters	1080 x 709 x 2096mm	146.1kg

Catheter Storage Units - Stationary, Polymer, Metro Starsys™



Features

- Full height catheter storage units available with either hinged or tambour door/s
- Catheters supported on retractable slides providing easy to access & safe storage
- Available as single & double width units
 - Single - 180 Catheters
 - Double - 360 Catheters
- Moulded body & hinged or tambour doors from a lightweight polymer that will not rust, chip, dent, peel or corrode

Standard Colours

- Body / Drawers / Doors - Light Taupe
- Drawer / Door Handles - Slate Blue

Options / Accessories

- 8SXRCATHHK - Catheter Hooks, (supports 12 catheters)
- 8SXRLABKIT - Drawer / Door Label Holders, (x 10)
- 8SXR-FLR - Floor Mounting Kit
- 8SXR72UUFLR - Unit to Unit Filler Kit**
- 8SXR72BKFLR30 - Back to Wall Kit (Half Depth Units)***
- 8SXR72BKFLR - Back to Wall Kit (Full Depth Units)***

**Covers the seam between two adjacent units

***Fills the gap when a unit is pulled away from the wall to be flush with the front of the worktop



8SXR72SCATH1



8SXR80SCATHTD

Item	Description	Overall Dimensions (w x d x h)	Weight
Hinged Doors			
8SXRS72SCATH1	Single, L/H Hinged Door, 180 x Catheters	540 x 594 x 1842mm	75.5kg
8SXR72SCATH1	Double, R/H & L/H Hinged Door, 360 x Catheters	1049 x 594 x 1842mm	143.6kg
Tambour Doors			
8SXRS80HCATHTD	Single, Half Depth, Tambour Door, 180 x Catheters	540 x 457 x 2032mm	60.3kg
8SXR80HCATHTD	Double, Half Depth, Tambour Door, 360 x Catheters	360 1052 x 457 x 2032mm	113.9kg
8SXRS80SCATHTD	Single, Full Depth, Tambour Door, 180 x Catheters	180 540 x 620 x 2032mm	84.4kg
8SXR80SCATHTD	Double, Full Depth, Tambour Door, 360 x Catheters	1052 x 620 x 2032mm	140.2kg

2FAC0024	97	4A1RS12	197	4B1TD09/C	200	4HH-HTM71/M51/600	205	5RC/MW/NP	432
2HH-100072	209	4A1RS15	197	4B1TD10/D	200	4HH-HTM71/M52/400	205	5RC/MW/NP/LM	432
2HH-240501	209	4A1RS18	197	4B1TD10/E	200	4HH-HTM71/M52/600	205	5RC/MW/NP/VM	432
2HH-240820	207	4A2DR09	198	4B1TD10/F	200	4HH-HTM71/S1/400	204	5RC/MW/NP/VM/KT	432
2HH-240820	208	4A2DR10	198	4B1TD10/G	200	4HH-HTM71/S1/600	204	5RC/PSH	434
2HH-240821	207	4A2DR12	198	4B1TD12/H	200	4HH-HTM71/S2/400	204	5RC/SB	434
2HH-240821	207	4A2DR15	198	4B1TD12/I	200	4HH-HTM71/S2/600	204	5RE/OC/PORT/VVDEL	358
2HH-240821	208	4A2DR18	198	4B1TD12/J	200	4HH-SCS/M51/2W5T	428	5RE/OC/PORT/VVLA/SAVL	358
2HH-241301	207	4A2DSTM	202	4B1VD09/A	199	4HH-SCS/M51/8W	428	5RE/RAE/ALWE/VVDEL	342
2HH-241301	207	4A2DSTS	202	4B1VD09/B	199	4HH-SCS/M52/16W	428	5RE/RAE/ALWE/VVDEL/VPNB	343
2HH-241302	208	4A2OF09	196	4B1VD09/C	199	4HH-SCS/M52/4W10T	428	5RE/RAE/ASHI/VVDEL	346
2HH-241302	208	4A2OF10	196	4B1VD10/D	199	4HH-SCS/S1/2W5T	428	5RE/RAE/ASHI/VVDEL/VPNB	347
2HH-7011050	206	4A2OF12	196	4B1VD10/E	199	4HH-SCS/S1/8W	428	5RE/RAE/BECK/VMULT	348
2HH-7011100	206	4A2OF15	196	4B1VD10/F	199	4HH-SCS/S2/16W	428	5RE/RAE/SHAP/VVDEL	340
2HH-7012100	206	4A2OF18	196	4B1VD12/G	199	4HH-SCS/S2/4W10T	428	5RE/RAE/SHAP/VVDEL/VPNB	341
2HH-7012200	206	4A2OTTM	203	4B1VD12/H	199	5160	331	5RE/RAE/TWYF/VVDEL	344
2HH-7014050	206	4A2OTTS	203	4B1VD15/I	199	5161	331	5RE/RAE/TWYF/VVDEL/VPNB	345
2HH-7014100	206	4A2RS09	197	4B1VD15/J	199	5162	331	5RE/RAM/ALWE/VVDEL	342
2HH-7014200	206	4A2RS10	197	4B2DR09	198	5163	331	5RE/RAM/ALWE/VVDEL/VPNB	343
2HH-7810102	207	4A2RS12	197	4B2DR10	198	5201	337	5RE/RAM/ASHI/VVDEL	346
2HH-7810103	207	4A2RS15	197	4B2DR12	198	5202	336	5RE/RAM/ASHI/VVDEL/VPNB	347
2HH-7810104	208	4A2RS18	197	4B2DR15	198	5205	337	5RE/RAM/SHAP/VVDEL	340
2HH-7810105	208	4A3DR09	198	4B2DR18	198	5260	332	5RE/RAM/SHAP/VVDEL/VPNB	341
2HH-7811204N	208	4A3DR10	198	4B2OF09	196	5262	332	5RE/RAM/TWYF/VVDEL	344
2HH-7811205N	207	4A3DR12	198	4B2OF10	196	5301	363	5RE/RAM/TWYF/VVDEL/VPNB	345
2HH-7811205N	208	4A3DR15	198	4B2OF12	196	5671	14	5RE/RPAH/BATH/VVDEL	352
2HH-7811206N	207	4A3DR18	198	4B2OF15	196	5671	335	5RE/RPAH/BATH/VVDEL/VPNB	353
2HH-7811304	208	4A3OF09	196	4B2OF18	196	59003	333	5RE/RRAE/ALWE/VVDEL	342
2HH-7811305	207	4A3OF10	196	4B2RS09	197	5160D	331	5RE/RRAE/ALWE/VVDEL/VPNB	343
2HH-7811305	208	4A3OF12	196	4B2RS10	197	5301/A	363	5RE/RRAE/ASHI/VVDEL	346
2HH-7811306	207	4A3OF15	196	4B2RS12	197	5660XL	13	5RE/RRAE/ASHI/VVDEL/VPNB	347
2HH-7910201N	209	4A3OF18	196	4B2RS15	197	5660XL	334	5RE/RRAE/BECK/VMULT	348
2HH-7910204N	209	4A3OTTM	203	4B2RS18	197	5FSH20WH	326	5RE/RRAE/HADL610/VVDEL/VPNB	350
2HH-K100187	209	4A3OTTS	203	4B2TD09/AA *	200	5HORI/1/A	365	5RE/RRAE/HADL710/VVDEL/VPNB	350
2HH-K561039D	209	4A3RS09	197	4B2VD09/AA*	199	5HORI/2/A	365	5RE/RRAE/SHAP/VVDEL	340
2LOCK217	273	4A3RS10	197	4B2VD10/DD *	199	5HORI/3/A	365	5RE/RRAE/SHAP/VVDEL/VPNB	341
2LOCK218	273	4A3RS12	197	4B3DR09	198	5ND/HAF/ALDE/VVDEL	339	5RE/RRAE/TWYF/VVDEL	344
2LOKE011	273	4A3RS15	197	4B3DR10	198	5ND/HAR/ALDE/VVDEL	339	5RE/RRAE/TWYF/VVDEL/VPNB	345
2MECO079	420	4A3RS18	197	4B3DR12	198	5ND/LC/ALDE/VVDEL	338	5RE/RRPAH/DORC/VVDEL	354
2PLCO026	65	4B1DR09	198	4B3DR15	198	5ND/MAF/ALDE/VVDEL	339	5RE/RRPAH/DORC/VVDEL/VPNB	355
2PLCO026	308	4B1DR10	198	4B3DR18	198	5ND/MAR/ALDE/VVDEL	339	5RLDF0119DIGILOCK	165
2PLCO054	420	4B1DR12	198	4B3OF09	196	5NOVA/1	364	5RLDF0119DIGILOCK	165
4A1DR09	198	4B1DR15	198	4B3OF10	196	5NOVA/2	364	5RLDF0219DIGILOCK	165
4A1DR10	198	4B1DR18	198	4B3OF12	196	5PF332	367	5RLDF0219DIGILOCK	165
4A1DR12	198	4B1DSTM	202	4B3OF15	196	5PF333	367	5RLDF0519	165
4A1DR15	198	4B1DSTS	202	4B3OF18	196	5PF334	367	5RLDF0519DIGILOCK	165
4A1DR18	198	4B1OF09	196	4B3RS09	197	5PF335	367	5RLDG0519	165
4A1DSTM	202	4B1OF10	196	4B3RS10	197	5PT336	369	5RLDG0519DIGILOCK	165
4A1DSTS	202	4B1OF12	196	4B3RS12	197	5PT337	369	5RSH42WH	327
4A1OF09	196	4B1OF15	196	4B3RS15	197	5PT338	369	5RSH70WH	327
4A1OF10	196	4B1OF18	196	4B3RS18	197	5PT339	369	5SM6L	362
4A1OF12	196	4B1RS09	197	4B3VD09/AAA **	199	5PU151	373	5TC101	370
4A1OF15	196	4B1RS10	197	4B3VD10/DDD **	199	5PU152	373	5TC102	370
4A1OF18	196	4B1RS12	197	4D1DSTCM	201	5PU153	373	5TC103	370
4A1OTTM	203	4B1RS15	197	4D1DSTCS	201	5PU4	372	5TC108	371
4A1OTTS	203	4B1RS18	197	4D1TD09/A	201	5PU5	372	5TC109	371
4A1RS09	197	4B1TD09/A	200	4D1TD09/B	201	5PU6	372	5TC110	371
4A1RS10	197	4B1TD09/B	200	4HH-HTM71/M51/400	205	5RC/DRK	434	5TC201	374

CB/100/B	86	CRSM2/18/16D	47	CTANAEM1/10/6S/EPB	277	CTDISPM1/10/6S/EPB	125	CTPHLEM1/10/3S2D	260
CB005	88	CRSM2/18/4S12D	47	CTANAEM1/10/6S/HSB	276	CTDISPM1/10/6S/HSB	124	CTPHLEM1/10/4S1D	260
CB010	88	CRSM2/18/6S12D	47	CTBASIM1/10/1/FWS	292	CTINFEM1/10/3S2D/EPB	283	CTPHLEM1/10/6S	260
CB015	88	CRSM2/18/8S10D	47	CTBASIM1/10/2FWS	292	CTINFEM1/10/3S2D/HSB	282	CTPHLES1/10/3S2D	261
CB020	88	CRSS1/16/2S6D	48	CTCASTM1/10/3S2D/CA	278	CTINFEM1/10/4S1D/HSB	282	CTPHLES1/10/4S1D	261
CD005	152	CRSS1/16/3S6D	48	CTCASTM1/10/3S2D/EPB	279	CTINFEM1/10/6S/EPB	283	CTPHLES1/10/6S	261
CD010	152	CRSS1/16/4S5D	48	CTCASTM1/10/4S1D/CA	278	CTINFEM1/10/6S/HSB	282	CTPLASM2/10/6S4D	288
CD015	152	CRSS1/16/5S5D	48	CTCASTM1/10/4S1D/EPB	279	CTIVPRM1/10/3S2D/EPB	285	CTPLASM2/10/8S2D	318
CD020	152	CRSS1/16/6S4D	48	CTCASTM1/10/6S/CA	278	CTIVPRM1/10/3S2D/HSB	284	CTRESUSM1/10/3S2D/SS	310
CD025	152	CRSS1/16/8D	48	CTCASTM1/10/6S/EPB	279	CTIVPRM1/10/4S1D/EPB	285	CTRESUSM1/10/4S1D/SS	310
CD030	153	CRSS2/16/10S10D	49	CTCHARM1/10/3S2D	82	CTIVPRM1/10/4S1D/HSB	284	CTRESUSM1/10/6S/SS	310
CD035	153	CRSS2/16/12S8D	49	CTCHARM1/10/4S1D	82	CTIVPRM1/10/6S/EPB	285	CTS1/08/1S2D	40
CD045	153	CRSS2/16/16D	49	CTCHARM2/10/6S4D	83	CTIVPRM1/10/6S/HSB	284	CTS1/08/3D	40
CD110	152	CRSS2/16/4S12D	49	CTCHARM2/10/8S2D	83	CTLAPTM1/10/3S2D/EPB	437	CTS1/08/3S1D	40
CD115	152	CRSS2/16/6S12D	49	CTCINFEM1/10/4S1D/EPB	283	CTLAPTM1/10/3S2D/HSB	436	CTS1/08/4S	40
CD120	152	CRSS2/16/8S10D	49	CTCRITM1/10/3S2D/CA	280	CTLAPTM1/10/4S1D/EPB	437	CTS1/10/1S3D	42
CD125	152	CS/28/VBB	174	CTCRITM1/10/3S2D/EPB	281	CTLAPTM1/10/4S1D/HSB	436	CTS1/10/3S2D	42
CD130	153	CS005	173	CTCRITM1/10/3S2D/EPB	281	CTLAPTM1/10/6S/EPB	437	CTS1/10/4D	42
CD135	153	CS010	173	CTCRITM1/10/4S1D/CA	280	CTLAPTM1/10/6S/HSB	436	CTS1/10/4S1D	42
CD145	153	CS015	173	CTCRITM1/10/6S/CA	280	CTM1/08/1S2D	50	CTS1/10/6S	42
CD905	159	CT/AIR	68	CTCRITM1/10/6S/EPB	281	CTM1/08/3D	50	CTS1/14/2S5D	44
CD910	158	CT/ALC	68	CTD1/08CA	61	CTM1/08/3S1D	50	CTS1/14/3S4D	44
CD911	158	CT/ALC	435	CTD1/08EPB	62	CTM1/08/4S	50	CTS1/14/4S3D	44
CD913	158	CT/BASIM1/10	292	CTD1/08HSB	63	CTM1/10/1S3D	52	CTS1/14/5S3D	44
CF/F/PK10	252	CT/BIN	68	CTD1/08SS	64	CTM1/10/3S2D	52	CTS1/14/6D	44
CP	91	CT/BOW	69	CTD1/10CA	61	CTM1/10/4D	52	CTS1/14/8S1D	44
CRMM1/18/2S6D	56	CT/BUC	69	CTD1/10EPB	62	CTM1/10/4S1D	52	CTS2/08/3S4D	41
CRMM1/18/3S6D	56	CT/CR/2	70	CTD1/10HSB	63	CTM1/10/6S	52	CTS2/08/4S3D	41
CRMM1/18/4S5D	56	CT/CR/5	70	CTD1/10SS	64	CTM1/14/2S5D	54	CTS2/08/6D	41
CRMM1/18/5S5D	56	CT/CYD	70	CTD1/14CA	61	CTM1/14/3S4D	54	CTS2/08/6S2D	41
CRMM1/18/6S4D	56	CT/DEFIB	67	CTD1/14EPB	62	CTM1/14/4S3D	54	CTS2/08/7S1D	41
CRMM1/18/8D	56	CT/DH/A4	69	CTD1/14HSB	63	CTM1/14/5S3D	54	CTS2/08/8S	41
CRMM2/18/10S10D	57	CT/DIV/D	77	CTD1/14SS	64	CTM1/14/6D	54	CTS2/10/3S6D	43
CRMM2/18/12S8D	57	CT/DIV/S	77	CTD2/08CA	61	CTM1/14/8S1D	54	CTS2/10/4S5D	43
CRMM2/18/16D	57	CT/FS	79	CTD2/08EPB	62	CTM2/08/3S4D	51	CTS2/10/5S4D	43
CRMM2/18/4S12D	57	CT/FWS	79	CTD2/08HSB	63	CTM2/08/4S3D	51	CTS2/10/6S4D	43
CRMM2/18/6S12D	57	CT/IV	70	CTD2/08SS	64	CTM2/08/6D	51	CTS2/10/8D	43
CRMM2/18/8S10D	57	CT/LAB	78	CTD2/10CA	61	CTM2/08/6S2D	51	CTS2/10/8S2D	43
CRMS1/16/2S6D	58	CT/LAB/SEP	78	CTD2/10EPB	62	CTM2/08/7S1D	51	CTS2/14/10S6D	45
CRMS1/16/3S6D	58	CT/LHNR/S	75	CTD2/10HSB	63	CTM2/08/8S	51	CTS2/14/12D	45
CRMS1/16/4S5D	58	CT/LHR/S	74	CTD2/10SS	64	CTM2/10/3S6D	53	CTS2/14/16S2D	45
CRMS1/16/5S5D	58	CT/OB/MS	66	CTD2/14CA	61	CTM2/10/4S5D	53	CTS2/14/4S10D	45
CRMS1/16/6S4D	58	CT/OB/MS	311	CTD2/14EPB	62	CTM2/10/5S4D	53	CTS2/14/6S8D	45
CRMS1/16/8D	58	CT/OB/SS	66	CTD2/14HSB	63	CTM2/10/6S4D	53	CTS2/14/8S6D	45
CRMS2/16/10S10D	59	CT/PARM	71	CTD2/14SS	64	CTM2/10/8D	53	CTSEPSM1/10/6S/EPB	387
CRMS2/16/12S8D	59	CT/SBB/15	71	CTDC1/08CA	61	CTM2/10/8S2D	53	CTSEPSM1/10/6S/HSB	386
CRMS2/16/16D	59	CT/SPS	71	CTDC1/08EPB	62	CTM2/14/10S6D	55	CTVACIM1/10/3S2D	290
CRMS2/16/4S12D	59	CT/TRAY/D	77	CTDC1/08SS	64	CTM2/14/12D	55	CTVACIM1/10/4S1D	290
CRMS2/16/6S12D	59	CT/TRAY/S	77	CTDC1/10CA	61	CTM2/14/16S2D	55	CTVACIM1/10/6S	290
CRMS2/16/8S10D	59	CT/WB	72	CTDC1/10EPB	62	CTM2/14/4S10D	55	CWF/80	84
CRSM1/18/2S6D	46	CT/WF	72	CTDC1/10SS	64	CTM2/14/6S8D	55	CWF/80/SP	84
CRSM1/18/3S6D	46	CTAIRWM1/10/3S2D/SS	316	CTDC1/14CA	61	CTM2/14/8S6D	55	CYB/DE2	103
CRSM1/18/4S5D	46	CTAIRWM1/10/4S1D/SS	316	CTDC1/14EPB	62	CTMEDSM1/10/3S2D/CA	286	CYB/F2	103
CRSM1/18/5S5D	46	CTAIRWM1/10/6S/SS	316	CTDC1/14SS	64	CTMEDSM1/10/3S2D/EPB	287	CYB/G2	103
CRSM1/18/6S4D	46	CTANAEM1/10/3S2D/EPB	277	CTDISPM1/10/3S2D/EPB	125	CTMEDSM1/10/4S1D/CA	286	CYB/J2	103
CRSM1/18/8D	46	CTANAEM1/10/3S2D/HSB	276	CTDISPM1/10/3S2D/HSB	124	CTMEDSM1/10/4S1D/EPB	287	CYH/D1	103
CRSM2/18/10S10D	47	CTANAEM1/10/4S1D/EPB	277	CTDISPM1/10/4S1D/EPB	125	CTMEDSM1/10/6S/CA	286	CYH/E1	103
CRSM2/18/12S8D	47	CTANAEM1/10/4S1D/HSB	276	CTDISPM1/10/4S1D/HSB	124	CTMEDSM1/10/6S/EPB	287	CYHP/D1	272

CYHP/E1	272
CYT/CD1	102
CYT/DE12	102
CYT/E1	102
CYT/FG1	100
CYT/FG1/ST	100
CYT/J1	101
CYT/J1/ST	101
CYWP/1	103
D	
D3	91
D5	91
DAF/1	106
DAR/1	106
DAR/1/15	72
DAR/3	106
DD	91
DG/3	107
DG/3/15	73
DG/3/15	107
DGL	159
DH/A3/50	89
DH/A3/WF	89
DH/A4/50	89
DH/A4/WF	89
DP/2H	220
DP/4H	220
DP/C	120
DP/C	221
DPKS/1	220
DPKS/1/4H	220
DPWM/1	219
DPWM/1/4H	219
DPWM/1/W9	219
DPWM/1/W9/4H	219
DPWS/1	218
DPWS/1/4H	218
DPWS/1/W9	218
DPWS/1/W9/4H	218
DTMR/450	115
DTMR/450/SR	115
DTMR/600	115
DTMR/600/SR	115
DTSF/126/2/SD	118
DTSF/126/2/SD	425
DTSF/450	116
DTSF/450/2/SD	117
DTSF/450/2/SD	424
DTSF/600	116
DTSF/600/2/SD	117
DTSF/600/2/SD	424
DTSF/66/2/SD	118
DTSF/66/2/SD	425
DTSF/750	116
DTSF/750/2/SD	117
DTSF/750/2/SD	424
DTSF/900	116
DTSF/900/2/SD	117

DTSF/900/2/SD	424
DTSF/96/2/SD	118
DTSF/96/2/SD	425
DTSR/450	114
DTSR/450/SR	114
DTSR/600	114
DTSR/600/SR	114
DTSR/750	114
DTSR/750/SR	114
DTSR/900	114
DTSR/900/SR	114
DUL/F	119
DUL/R	119
DUS/F	119
DUS/R	119
E	
E/SOCKET/4	308
E02	185
E03	185
E04 - E04/U	185
E05	185
E06	185
E07	185
E08	186
E09	186
E10	186
E11	186
E12	186
E13	186
E14	187
E15	187
E18	187
E19	187
E21	187
EBC015	18
EBC020	18
EBC025	18
EBC030	18
EC010/VBB	172
EC1205/VBB	168
EC1210/VBB	168
EC1215/VBB	168
EC1220/VBB	168
EC1225/VBB	168
EC1230/VBB	169
EC1235/VBB	169
EC1240/VBB	169
EC1245/VBB	169
EC1250/VBB	169
EC1305/VBB	170
EC1310/VBB	170
EC1315/VBB	170
EC1320/VBB	170
EC1325/VBB	170
EC1330/VBB	171
EC1335/VBB	171
EC1340/VBB	171
EC1345/VBB	171

G	
G/200/RS/VBB	268
G/205/FS/VBB	270
G/305/FS/VBB	269
G/500/RS/CYL	272
G/500/RS/VBB	10
G/500/RS/VBB	271
G/CARD/LOCK	273
G/CARD/STATION	273
G/CLS	272
G/CLS/500	272
G/DP	272
EC1350/VBB	171
EC2205/VBB	176
EC2210/VBB	176
EC2215/VBB	176
EC2220/VBB	176
EC2225/VBB	177
EC2230/VBB	177
EC2235/VBB	177
EC2240/VBB	177
EC2305/VBB	178
EC2310/VBB	178
EC2315/VBB	178
EC2320/VBB	178
EC2325/VBB	179
EC2330/VBB	179
EC2340/VBB	179
EC4305/VBB	180
EC4310/VBB	180
EC4315/VBB	180
EC4320/VBB	180
EC4325/VBB	180
EC4330/VBB	181
EC4335/VBB	181
EC4340/VBB	181
EC4345/VBB	181
EC5000/VBB	184
EC5000/VBB	264
EC5305/VBB	182
EC5305/VBB	262
EC5310/VBB	182
EC5310/VBB	262
EC5315/VBB	182
EC5315/VBB	262
EC5320/VBB	182
EC5320/VBB	262
EC5325/VBB	182
EC5325/VBB	262
EC5330/VBB	183
EC5330/VBB	263
EC5335/VBB	183
EC5335/VBB	263
EC5340/VBB	183
EC5340/VBB	263
EC5345/VBB	183
EC5345/VBB	263

I	
IS/P/2H/H/SP	216
IS/P/2H/SP	216
IS/P/4H/H/SP	216
IS/P/4H/SP	216
IV001	221
IV002	221
M	
MC/DIV	159
MC/JK/1870	159
MC/JK/870	159
MC/L/1870/7S5D	157
MC/L/1870/FS	157
MC/L/1870/FSD	157
MC/L/870/3S2D	156
MC/L/870/FS	156
MC/R/1870/7S5D	157
MC/R/1870/FS	157
MC/R/1870/FSD	157
MC/R/870/3S2D	156
MC/R/870/FS	156
MC/ST	158
MR110	257
MR120	257
MR130	256
MR140	256
MR140CL	256
MR210	246
MR210CL	246
MR310	246
MR310CL	246
MR410	246
MR410CL	246
MRF/L/LD/CAM	254
MRF/L/LD/CL	254
MRF/L/OC	254
MRF/S/LD/CAM	254
MRF/S/LD/CL	254
MRF/S/OC	254
MRW/D2DOC/CAM	249
MRW/D2DOC/CL	249
MRW/D2DXP/CAM	249
MRW/D2DXP/CL	249
G/RAIL-C	308
G/SB	273
GC005	413
GC010	413
GC015	413
GH005	108
GH015	108
GMBH/15	73
GMBH/15	107
GMBH/15	435
GMBH/WM	107
GP005	193
GP015	193
GP025	193
GP035	193

O	
OBL/BE0/GW/S	32
OBL/BE1/GW/S	32
OBL/BE3/GW/S	32
OBL/GW0/SP/S	32
OBL/GW1/SP/S	32
OBL/GW3/SP/S	32
OBP/SP/S	30
OCL/BE0/GW/S	33
OCL/BE1/GW/S	33
OCL/BE3/GW/S	33
OCL/GW0/SP/S	33
OCL/GW1/SP/S	33
OCL/GW3/SP/S	33
OCP/SP/S	30
OP/431	426
OP/432	426
OP/631	426
OP/632	426
P	
PC/1000/ST	158
PC/300/ST	158
PC/500/ST	158
PC/600/ST	158
MRW/D4D/CAM	249
MRW/D4D/CL	249
MRW/LHNR/S	251
MRW/LHR/S	250
MRW/S1DOC/CAM	248
MRW/S1DOC/CL	248
MRW/S1DXP/CAM	248
MRW/S1DXP/CL	248
MRW/S2D/CAM	248
MRW/S2D/CL	248
MS/C4	92
MS/S3	93
MS/S4	93
MT/1/6F	65
MT/1/6F	142
MT/1/6F	384
MT/LHNR/S	130
MT/LHR/S	129
MT100	126
MT100CL	126
MT110	126
MT110CL	126
MT120	126
MT120CL	126
MT130	128
MT140	128
MT150	128
MT220	127
MT220CL	127
MT230	127
MT230CL	127
MW005	294
MW010	315
MW015	315

PC/800/ST	158	PC636/LH/LX	146	PL125/BD	417	R/C/T	252	SAC/WP	162
PC/RLBF	159	PC636/LX	146	PL130/BD	417	R/C/TH	252	SB/221	164
PC/RLBS	159	PC639	146	PL135/BD	417	RC/2/15	110	SB/321	164
PC1036	147	PC639/FS	148	PL140/BD	417	RC/2/15	110	SB/421	164
PC1036/FS	149	PC639/FS/LH	148	PL145/BD	417	RC/5/15	110	SBH/15	73
PC1036/FS/IND	149	PC639/FS/LH/LX	148	PL150/BD	417	RC/5/15	110	SBH/15	435
PC1036/FS/IND/LX	149	PC639/FS/LX	148	PL900	417	RD/B5/SS	111	SBH/WM	109
PC1036/FS/LX	149	PC639/LH	146	PL905	417	RD/U5/SS	111	SBKSL/1	423
PC1036/IND	147	PC639/LH/LX	146	PL910	417	RD1	91	SBKSLH/1	423
PC1036/IND/LX	147	PC639/LH/MDS	150	PL915	417	RD2L	91	SBS/2	420
PC1036/LX	147	PC639/LH/MDS/LX	150	PL920	417	RD2R	91	SBSA/1	421
PC1039	147	PC639/LX	146	PL925	417	RD3	91	SBSA/2	421
PC1039/FS	149	PC639/MDS	150	PMH005	106	RFID125/MC	25	SBSL/1	423
PC1039/FS/IND	149	PC639/MDS/LX	150	PS/M/HC/4H	214	RFID125/PC	25	SBST/2	420
PC1039/FS/IND/LX	149	PC836	147	PS/M/SC/4H	214	RFID125/SC	25	SC/DIV	411
PC1039/FS/LX	149	PC836/FS	149	PS/P/HC/4H	212	RFID125/UC	25	SC/JK/1870	411
PC1039/IND	147	PC836/FS/IND	149	PS/P/SC/4H	212	RFID1356/PC	25	SC/L/1870/7S5D	410
PC1039/IND/LX	147	PC836/FS/IND/LX	149	PT/LHNR/S	140	RFID1356/SC	25	SC/L/1870/FS	410
PC1039/IND/MDS	151	PC836/FS/LX	149	PT/LHR/S	140	RFID1356/SF	25	SC/L/1870/FSD	410
PC1039/IND/MDS/LX	151	PC836/IND	147	PT050	402	RFID1356/UC	25	SC/R/1870/7S5D	410
PC1039/LX	147	PC836/IND/LX	147	PT110	402	RFID1356/UF	25	SC/R/1870/FS	410
PC1039/MDS	151	PC836/LX	147	PTD/EPB/A18C12	135	RPT	23	SC/R/1870/FSD	410
PC1039/MDS/LX	151	PC839	147	PTD/EPB/BD69	138			SC020	412
PC336/FS	148	PC839/FS	149	PTD/EPB/BP9	136	S	SA005	SC025	412
PC336/FS/LH	148	PC839/FS/IND	149	PTD/EPB/LP24	135		SA025	SC040	412
PC336/FS/LH/LX	148	PC839/FS/IND/LX	149	PTD/EPB/MX60	139		SA040	SC045	412
PC336/FS/LX	148	PC839/FS/LX	149	PTD/EPB/NC56	137		SA040/CL	SEP/DID	384
PC536	146	PC839/IND	147	PTD/EPB/PA32	133		SA045	SEP/DIS	384
PC536/FS	148	PC839/IND/LX	147	PTD/HSB/A18C12	135		SA045/CL	SEP/L	385
PC536/FS/LH	148	PC839/LX	147	PTD/HSB/BD69	138		SAC/213/B	SEP/LH	385
PC536/FS/LH/LX	148	PC905	159	PTD/HSB/BP9	136		SAC/213/B/CL	SEP/SBH	383
PC536/FS/LX	148	PCB	159	PTD/HSB/LP24	135		SAC/213/B/CL/VP	SEP/TIG01	385
PC536/LH	146	PE/30	164	PTD/HSB/MX60	139		SAC/213/B/VP	SEP/USBMP	383
PC536/LH/LX	146	PL005/BD	417	PTD/HSB/NC56	137		SAC/213/S	SEP/6/EPB	382
PC536/LH/MDS	150	PL010/BD	417	PTD/HSB/PA32	133		SAC/213/S/CL	SEP/6/HSB	382
PC536/LH/MDS/LX	150	PL015/BD	417	PTS/115	403		SAC/213/S/CL/VP	SEPS/6/EPB	382
PC536/LX	146	PL020/BD	417	PTS/115/M	403		SAC/213/S/VP	SEPS/6/HSB	382
PC536/MDS	150	PL025/BD	417	PTS/EPB/BD46	138		SAC/313/B	SKC100	415
PC536/MDS/LX	150	PL030/BD	417	PTS/EPB/BP6	136		SAC/313/B/CL	SKC100/CL	415
PC539	146	PL035/BD	417	PTS/EPB/DR6	134		SAC/313/B/CL/VP	SKC20	415
PC539/FS	148	PL040/BD	417	PTS/EPB/LA16	135		SAC/313/B/VP	SKC20/CL	415
PC539/FS/LH	148	PL045/BD	417	PTS/EPB/MX40	139		SAC/313/S	SKC21/TRAKA	414
PC539/FS/LH/LX	148	PL050/BD	417	PTS/EPB/PA24	132		SAC/313/S/CL	SKC30	415
PC539/FS/LX	148	PL055/BD	417	PTS/HSB/BD46	138		SAC/313/S/CL/VP	SKC30/CL	415
PC539/LH	146	PL060/BD	417	PTS/HSB/BP6	136		SAC/313/S/VP	SKC48	415
PC539/LH/LX	146	PL065/BD	417	PTS/HSB/DR6	134		SAC/413/B	SKC48/CL	415
PC539/LH/MDS	150	PL070/BD	417	PTS/HSB/LA16	135		SAC/413/B/CL	SKC64	415
PC539/LH/MDS/LX	150	PL075/BD	417	PTS/HSB/MX40	139		SAC/413/B/CL/VP	SKC64/CL	415
PC539/LX	146	PL080/BD	417	PTS/HSB/PA24	132		SAC/413/B/VP	SR	120
PC539/MDS	150	PL085/BD	417				SAC/413/S	SS/22/1	426
PC539/MDS/LX	150	PL090/BD	417	R	R/BAG/BLUE	229	SAC/413/S/CL	SS/22/2	426
PC636	146	PL095/BD	417		R/BAG/GREEN	229	SAC/413/S/CL/VP	SS/36	108
PC636/FS	148	PL100/BD	417		R/BAG/GREY	229	SAC/413/S/VP	SS/40/MS	110
PC636/FS/LH	148	PL105/BD	417		R/BAG/ORANGE	229	SAC/FS/2	SS/48/3	107
PC636/FS/LH/LX	148	PL110/BD	417		R/BAG/RED	229	SAC/FS/3	ST/340/UN	404
PC636/FS/LX	148	PL115/BD	417		R/BAG/WHITE	229	SAC/FS/4	ST/340/UNT	404
PC636/LH	146	PL120/BD	417		R/BAG/YELLOW	229	SAC/LT	ST/690/UN	404


ST/690/UN/T	404
STSS/690/UN	406
STSS/690/UN/T	406
T	
TBIN4/MS	66
TBIN4/MS	311
TBIN4/SS	66
TBIN5/MS	66
TBIN5/MS	311
TBIN5/SS	66
TBIN6/MS	66
TBIN6/MS	311
TBIN6/SS	66
TH	23
U	
UB/9	109
UB005	109
UB010	109
V	
VH/950	96
VH/950/LBT	96
W	
WT/11/MS	228
WT/13/MS	227
WT/33/SS/2	191
WT/33/SS/2/ZP005	191
WT/33/SS/3	191
WT/33/SS/3/ZP005	191
WT/37/2	190
WT/37/2/ZP010	190
WT/37/3	190
WT/37/3/ZP010	190
WT/42	230
WT/42/FBD	230
WT/42/WT/COVER	230
WT/48	234
WT/48/COVER	234
WT/48/COVER/TBAR	234
WT/48/FBD	234
WT/48/FBD/TBAR	234
WT/48/TBAR	234
WT/50	232
WT/50/COVER	232
WT/50/COVER/TBAR	232
WT/50/FBD	232
WT/50/FBD/TBAR	232
WT/50/TBAR	232
WT/6/2/MS	225
WT/6/2/PL/MS	225
WT/6/2/PL/SS	224
WT/6/2/SS	224
WT/6/MS	225
WT/6/PL/MS	225
WT/6/PL/SS	224
WT/6/SS	224
WT/7/MS	227
WT/9/2/MS	226

WT/9/2/PL/MS	226
WT/9/MS	226
WT/9/PL/MS	226
WT/BODY/TRAY	97
WT/CBOARD	307
WT/CYL/D/E	307
WT/CYL/F	307
WT/DEFIB	306
WT/DT	307
WT/SPS	306
WT200	304
WT210	304
WT250	304
Z	
ZP005	121
ZP010	76


PAINT & LAMINATE

Paint & Laminate


Painted surfaces should be cleaned using a soft damp cloth & polished dry. Do not use abrasive cloth. Persistent exposure to wet or humid conditions could result in rust marks, or cause the paint to lift. Concentrated bleach, synthetic detergents, solvents, wax polishes or aerosol sprays should not be used.




PU - Purple




FR - Flame Red



SY - Signal Yellow



SP - Spearmint




OR - Orange




WH - White




GW - Grey White




SB - Signal Blue



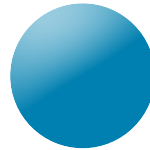
SG - Signal Green



BR - Signal Brown




JB - Jet Black



LB - Light Blue




LI - Light Ivory



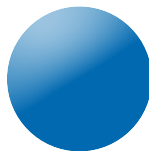
LG - Light Grey

Laminate & Melamine

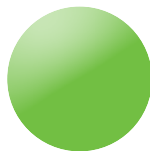
Laminates & melamine should be cleaned using a soft damp cloth & polished dry. Do not use abrasive cloth. Concentrated bleach, synthetic detergents, solvents, wax polishes or aerosol sprays should not be used.




GP - Gris Paloma




BF - Bleu Flash




CA - Cactus




RB - Rose Bougainville




CP - Capucine



GE - Genet



LA - Lagon



VI - Vinyle



WH - White




BE - Beech



BE - Blanco Especial




GW - Grey White




NO - Noisette



NC - Noir Classique



BA - Bleu Azur




CC - Crema Claro



BE - Beech




GW - Grey White



LG - Light Grey

VINYL

Vinyl - Ambla New Richmond in Colour



VBB - Bristol Blue

VAQ - Aquamarine

VFR - Flame Red

VGH - Graphite

VSD - Sand Dune

VOB - Onyx Black

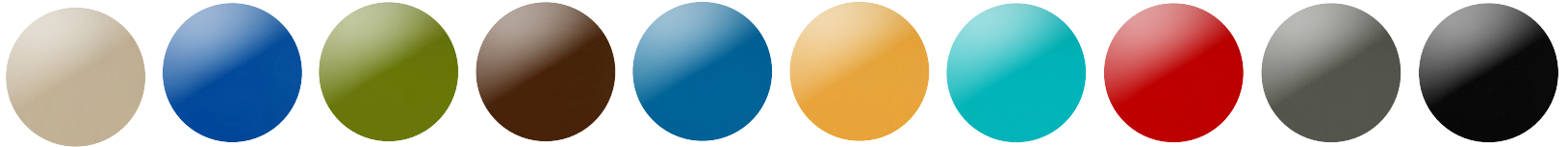
VLJ - Lime

VCH - Chocolate

VCB - Coastal Blue

VPE - Peach

Vinyl - Spradling Valencia™ C5



VVLEI - Leinen

VVDEL - Delft

VVOLI - Olive

VVBUC - Buche

VVBAL - Baltic

VVMEL - Melone

VVTUR - Türkis

VVROT - Rot

VVLIC - Lichtgrau

VVSCH - Schwarz

Faux Leather - Memphis



VMVAN - Vanilla

VMULT - Ultra

VMROY - Royal

VMGAR - Garden

VMESP - Espresso

Care & Cleaning


Vinyl's are resistant to most mild acids, alkalis, drinks & household stains. Clean with a damp, soapy cloth & rinse well with clean water. Dry the surface thoroughly. A soft brush with soapy water may be used to remove stubborn stains. Ensure surfaces are then rinsed & dried. Do not use solvents, bleaches*, abrasives, synthetic detergents, wax polishes or aerosol sprays. Disinfectants may be used in dilution as specified by their manufacturers.

* Chlorine Releasing Agents: Levels of 1-10,000 parts per million should pose no problems as long as the material does not endure long soakings at the higher concentrations. Rinse well with clean water. These include Haz-Tab® & other disinfectants commonly used in hospital infection control programmes. Surfaces are NaDCC compatible.


FABRIC & PLASTIC

Fabric - Camira Advantage


Vacuum regularly. Wipe clean with a damp cloth or shampoo using proprietary upholstery shampoo.



FRD - Red




FCT - Cobalt



FAC - Aztec



FKR - Kingfisher



FGE - Granite



FBK - Black

Fabric - VP Multi-Way Stretch

Wipe with mild detergent. Wash or dry clean using detergent up to 75°C. For disinfection use sodium hypo-chlorite at no more than 1,000 parts per million of active chlorine. Do not use biological or phenolic-based cleaners. Wash & dry completely. Some surface wrinkling may occur.



VPNB - Navy Blue



VPBE - Beige



VPGY - Grey



VPBL - Black




VPBU - BURGANDY



VPGR - Green

FABRIC - Camira 24/7+


Vacuum regularly. Professionally dry clean or wipe clean with a damp cloth.



FYR09 - Zone




FYR06 - Indiction



FYR02 - Vernal



FYR15 - Annual




FYR03 - Equinox




FYR21 - White

Plastic Seat Shells


Plastic should be cleaned using a soft damp cloth & polished dry. Do not use abrasive cloth. Concentrated bleach, synthetic detergents, solvents, wax polishes or aerosol sprays should not be used.




SBK - Black



SBE - Blue



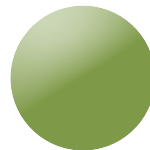
SRD - Red




SGY - Grey



SWH - White



SOE - Olive



SMO - Mango

Panaz Patternistas for Children

Vacuum regularly. Wipe clean with a damp cloth. Can be cleaned with water based proprietary cleaners & 5% sodium chlorite bleach solution, Haz-Tabs or Chlor-Clean.



SAVL - Savanna Lavender

TECHNICAL INFORMATION

Dimensions & Weight

- Dimensions are stated in millimetres (width x depth x height)
- Weights are stated in kilograms
- Please ensure you are aware of the item size & weight prior to ordering

Castors

- All castors are fitted with non-marking tyres (with exception of some anti-static versions)
- Anti-static castors can be identified by either a yellow mark on the edge of the tyre, or where twin wheel castors are used, a different colouration to the tyre (the result of the addition of a conductive material)
- Castors & wheel bearings do not require specific maintenance other than regular cleaning
- The use of oil will breakdown the grease applied to the bearings, reducing the life of the castor
- We recommend that fittings are checked regularly & re-tightened as required
- Where anti-static castors are fitted, we recommend that the tyre is periodically cleaned to remove any dirt that may have built up. This will ensure a good contact between the tyre & the floor

Locks & Keys

- Locks should operate smoothly. If they do not please arrange urgent attention, & where necessary, obtain a replacement
- Locks require minimal maintenance & should only be lubricated using a dry lubricant such as graphite which can be purchased from most locksmiths (NEVER USE OIL)
- When ordering replacement locks or keys, please ensure that the product code & any letters / numbers from the key & lock are available

Paint

- We only use lead free epoxy polyester powder paint
- Where possible colours are applied in special booths to allow for overspray to be recycled
- Alternative colours are available at additional cost

Stainless Steel

- We use 304 & 430 grade stainless steel
 - Grade 304 is non-magnetic & used on products which are not painted
 - Grade 430 is magnetic & will be subsequently painted
- Please note that the term 'stainless' is not entirely accurate, as certain chemicals can 'eat' into the surface. In particular, 'iodine' which can badly corrode / stain, & as a result should not be used as a cleaning agent. Stainless steel products should always be dried after cleaning to reduce staining

Wood, Melamine & Laminate

- We only use FSC accredited materials. This provides assurances that the material is produced from well-managed forests & / or recycled materials
- We use a combination of melamine faced MDF / chipboard & high pressure laminates bonded MDF of chipboard substrates
- Edges are protected with 2mm ABS, T-Barb edging or sealed with varnish
- Both melamine & laminate panels offer some resistance to water penetration under normal usage
- We only use water based adhesives & varnishes

Upholstered Panels & Fabrics

- Vinyl upholstered panels are manufactured from 'Flame Retardant' materials, independently tested to BS 5852: 2006 Ignition Source 5, BS EN 1021-1: 2006, BS EN 1021-2: 2006 & BS 7176: 2007 Medium Hazard. Standard vinyl colours also contain an anti-microbial compound within its construction, which constantly migrates to the surface to replenish any material which is removed by cleaning or general usage
- Fabric upholstered panels are manufactured from 'Flame Retardant' materials, independently tested to BS 5852: 2006 Ignition Source 5, BS EN 1021-1:2006, BS EN 1021-2:2006 & BS 7176: 2007 Low Hazard
- Curtain screens are manufactured from 'Flame Retardant' materials, independently tested to BS 5438: Part 2

TECHNICAL INFORMATION

Electric Columns & Actuators

- Electric columns & actuators comply with EMC Directive 2014/30/EU, Low Voltage Directive 2014/35/EU & RoHS2 Directive 2011/65/EU

Medical Devices

Where applicable, Hospital Metalcraft product is marked with the CE symbol to demonstrate compliance with the essential requirements of any European Directives (& transposing regulations) that may apply & for which a Declaration of Conformity is held. Hospital Metalcraft is registered with the MHRA (Medicines & Healthcare Regulatory Authority) in connection with product classified as 'Class 1 Medical Devices' for purposes of the Medical Devices Directive (93/42/EEC) with the registration number CA001358.

WEEE Regulations

Hospital Metalcraft meets its obligations as a business to business producer of Electrical and Electronic Equipment (EEE) through:

- Membership of the Veolia Environmental Services WEEE, (Waste Electrical & Electronic Equipment), Producer Compliance Scheme (Registration No. WEE/KE0677RX)
- Marking EEE placed on the market by Hospital Metalcraft with the mandatory crossed out wheeled bin symbol & Bristol Maid™ logo
- Making information available, (for EEE placed on the market after April 2007), to assist those engaged in treatment, recovery & recycling activities
- Arranging for the collection, treatment, recovery & environmentally sound disposal of obligated WEEE

Preventative Maintenance, Spares & Service Support

Bristol Maid™ products are designed & manufactured to cater for the demands of the healthcare environment, with the majority (under normal conditions) providing many years of trouble free service. Where annual maintenance or periodic inspections are required, we can offer comprehensive planned preventative maintenance through either a scheduled service contract or call out by our own trained Engineers. For your peace of mind & continued product reliability, please contact our customer service team for details on the following services.

- Preventative maintenance contracts & packages
- Supply of spare parts
- Site audit & equipment recommendations

Cleaning Guidance & Instructions

The maintenance of high standards of cleanliness on all surfaces & equipment is a crucial factor in the prevention & control of infection. Whilst all dust, dirt & moisture can harbour infection, the key risks are associated with contamination arising from contact with blood, body fluids, mucous membranes & damaged skin. In all cases surfaces, must be thoroughly cleaned & disinfected in order to destroy any pathogenic micro-organisms.

Bristol Maid products have been designed for use in demanding environments. Guidance & instructions can be found at - www.bristolmaid.com/cleaning-instructions





Caretray Trolley™ Range

The Caretray Trolley was developed specifically to meet the needs of the Healthcare Professional across a wide variety of disciplines including Minor Treatment, A&E, Theatre, Phlebotomy, ITU, and Outpatients to name but a few. It has become a flexible, dependable partner, a trusted workhorse in hospitals throughout the UK and Overseas.

In its 25th year of production, the Caretray Trolley offers excellent value for money & is available as either pre-configured or can be specified to meet your specific requirements...

Pre-Configured Trolleys

- Chart Trolleys
- Dispensing Trolleys
- Phlebotomy Trolleys
- Procedure Trolleys
- Resuscitation Trolleys
- Sepsis Trolleys
- Laptop Trolleys

Configure Your Own Trolley (Mild & Stainless Steel)

- Low Level
- Standard Level
- High Level

Configure Your Own Rack (Mild & Stainless Steel)

- Mobile
- Static



Manufacturing Medical Furniture & Equipment Since 1953

With over 65 years of experience, Bristol Maid is a leading manufacturer and supplier of medical furniture & equipment.

From design and manufacture to supply and installation, Bristol Maid has a reputation for providing high product quality, excellent customer service and value for money.

We take pride in working in close partnership with our customers applying innovative design and technology to deliver effective solutions for today while anticipating the needs of tomorrow.



Hospital Metalcraft Limited
Blandford Heights, Blandford Forum,
Dorset. DT11 7TG, UK

Tel: +44 (0) 1258 451338
Fax: +44 (0) 1258 455056
sales@bristolmaid.com

www.bristolmaid.com