



Bristol Maid™
Hospital Metalcraft™ Limited



Product Catalogue
2023

Medical Furniture & Equipment 2023

Founded in 1953, Bristol Maid has been manufacturing and supplying medical furniture & equipment for over 65 years. From design and manufacture to supply and installation, Bristol Maid has a reputation for providing high product quality, excellent customer service and value for money. We take pride in working in close partnership with our customers to deliver effective solutions based on innovative design and technology that will meet the demands of today while anticipating the solutions for tomorrow.

Our highly-trained staff are experienced in every aspect of customer support, from simple product selection to bespoke technical solutions, from on-site audits to complex project management arrangements, according to our customers' needs. Bristol Maid's commitment to quality is based on years of experience working with healthcare professionals in an exacting and regulated environment, and is supported by an ISO 9001:2015 quality management system that is registered with a UKAS accredited certification body.

If you require further assistance, please do not hesitate to contact our Customer Service team who are here to help; or alternatively can arrange for your Regional Sales Representative to visit and help find a solution that best suits your requirements.





Family business

Hospital Metalcraft Ltd is a family company. We own our factory, production lines and delivery lorries. We continually invest into our staff and the development of new product ranges.



Healthcare focused

With an extensive portfolio that covers almost every discipline, we have solutions to cater for the demands of the healthcare environment.



Manufactured in the UK

Hospital Metalcraft is proud to be a British manufacturing success story. Strict quality criteria are applied to both the Bristol Maid product range designed and produced within our own manufacturing facility, and complementary equipment from carefully selected partners.



Delivered using our own lorries

Wherever possible we use our own fleet of lorries to ensure that your equipment arrives safe and secure.



The best quality

With over 65 years' experience, we are focused on the design and manufacture of high-quality products which will create value for our customers. With a worldwide customer base, the Bristol Maid brand is recognised by many thousands of satisfied customers.



Approved supplier

We are an accredited NHS & public sector accredited supplier. This allows you to buy with confidence knowing your requirements for compliant and competitive tendering has already been met.



Support you can rely on

Our external sales representatives, sales support engineers and our customer service team are here to help you at every stage, from advice with product selection, managing the delivery of your order through to full service and repair support.

How to Order

- Orders are required in writing. Should you wish to order over the phone, payment is required in full (debit or credit card). Alternatively, we can issue a pro-forma invoice, payment is required in full prior to manufacture
- Orders should be submitted as an 'official purchase order' on company headed paper with all information clearly displayed
- Your order should contain the following information
 - Item No.
 - Description
 - Quantity
 - Delivery address
 - Invoice address
 - Full contact details, including name, email address, phone & fax numbers
- Where a quotation has been issued, please reference this to ensure any agreed discounts are applied
- Item codes & descriptions in this catalogue supersede all previous editions
- A full price list can be requested from our website
- Payments can be made by bank transfer, credit or debit card
- If you are a new customer, the first three orders will be processed on a pro-forma basis, paid in full prior to manufacture & delivery, after which a credit account may be applied for
- For our terms and conditions refer to www.bristolmaid.com
- For further information and assistance, please contact our customer services team on +44 (0)1258 484455

Payment Options

BACS

- Payments to: HSBC Bank PLC
- Sort Code: 40-12-18
- Account Number: 11044052

Credit or Debit Card

- Major credit cards accepted
(with exception of American Express)



+44 (0)1258 484455



Monday to Friday - 8:30am - 5:00pm



Blandford Heights, Blandford Forum
Dorset, DT11 7TG, UK



www.bristolmaid.com



sales@bristolmaid.com

Your Partner for Healthcare Equipment & Furniture

Through many years' experience we can support you with the facilitation and project management of tenders and contracts.

- Specifying Requirements - We will analyse your needs to identify products that meet your requirements
- Product Demonstrations - We will allow you the opportunity to gain 'hands on' experience of our products to ensure that it is suitable for your needs
- Project Planning - We will work with you and your team to identify any constraints and agree delivery phasing to ensure that we are able to fully meet your expectations
- Scheduled Deliveries - We will deliver your order using our own transport to an agreed delivery schedule and, if agreed place the product and remove any packaging
- Installation & Commissioning - The majority of the products that we supply requires no installation or commissioning, however we can provide this where it is required
- Training - We can supply training to ensure that the products are used and maintained in the correct manner
- Full Service & Repair Support - Bristol Maid branded products are designed and manufactured to meet the demands of everyday use, which under normal conditions should provide many years of trouble-free use. However, there are times where attention is required due to wear and tear or misuse
- Maintenance Contracts - Peace of mind service contracts to ensure that your product is periodically checked, and where necessary adjustments and repairs are made
- Site Audit & Equipment Recommendations - We will support you with site and equipment audits

Custom Design & Manufacture

Whether it is a trolley that is slightly lower, a work surface that is slightly larger, a cabinet that must fit into a specific space or a unique colour scheme on a bedside cabinet, we recognise that our standard product range may not always be able to provide a product that meets your specific requirements.

If you require a unique product, please contact us so we can work together to develop a solution that will exactly match your needs. Our design capability allows us to provide everything from minor product specification changes through to a full design & development service.

NHS & Public Sector Accredited Supplier

Public sector organisations can take advantage of our nationally agreed discounts through the NHS Supply Chain and Shared Business Services. Buy with confidence knowing your requirement for compliant and competitive tendering has already been met.

NHS Supply Chain

Medical Healthcare Furniture - Ref: 2020/S 252-638069

Shared Business Services

Design, Furniture & Appliances - Ref: SBS/19/MA/TYX/9363/23

National Services Scotland

Medical Ward Equipment - Ref: NP846/21

HSC Business Services

Medical Ward Equipment - Ref: NP846/21

Bariatric Equipment

Folding Wheelchairs	8
Portering Chairs	10
Mobile Shower / Commode Chairs	12
Shower / Commode Chairs	13
Chairs	14

Bedside Cabinets & Overbed Tables

Polymer Bedside Cabinets	18
Bedside Cabinets & Wardrobe Combinations	20
Overbed & Overchair Table - Polymer	28
Overbed & Overchair Table - Melamine	30

Caretray Trolleys & Racks

Stainless Steel, Low Level Trolleys	34
Stainless Steel, Standard Level Trolleys	36
Stainless Steel, High Level Trolleys	38
Stainless Steel, Mobile, Racks	40
Stainless Steel, Static, Racks	42
Mild Steel, Low Level Trolleys	44
Mild Steel, Standard Level Trolleys	46
Mild Steel, High Level Trolleys	48
Mild Steel, Mobile, Racks	50
Mild Steel, Static, Racks	52
Accessories	54

Chart Trolleys, Workstations, Room Dividers & Screens

Fixed Height Trolleys	76
Fixed Height Workstations	78
Variable Height Workstations	80
Chart Boards	82
Document Holders	83
Room Dividers	84
Mobile Screen - Curtain	86
Mobile Screen - Solid	87

Concealment Trolleys

Concealment Trolleys - Variable Height	90
Body Trays & Covers	91

Cylinder Storage & Transportation

Cylinder Trolley - F/G Size	94
Cylinder Trolleys - J Size	95
Bulk Transportation Trolleys	96
Cylinder Trolley - E, CD/D Size	96
Wall Brackets & Cylinder Holders	97

Dispensers, Holders & Racks

Apron Dispensers, Pocket Mask Holders	100
Glove / Mask Box Holders	101
Alcohol Gel Holders	102
Syringe Dispensers	102
Sharps Box Holder, Urine Bottle & Catheter Bag Holders	103
Catheter Racks	104
Drainage Racks	105

Dressing / Instrument Trolleys

Removable Shelves - Stainless Steel	108
Removable Shelves - Mild Steel	109
Fixed Shelves, Sides Up - Stainless Steel	110
Fixed Shelves, Sides Down - Stainless Steel	111
Drawer Units	113
Options & Accessories	114

Drug & Medicine Dispensing

Dispensing Trolleys	118
Dispensing Trolleys - Laptop Holders	122
Pharmacy Trolleys	124
Pharmacy Trolleys - Laptop Holders	130
Security Clamp	132
Distribution Trolleys	133

Drug & Medicine Storage

Drug & Medicine Cabinets - Shelves & Door Shelves	136
Drug & Medicine Cabinets - Deep Shelves	140
Drug & Medicine Cabinets - Blister Pack (MDS)	144
Auditable Access Control for Medicines Management	145
Controlled Drug Cabinets	146
Drug & Medicine Cupboards	148
Options	150
Patients / Residents Own Medication Cabinets	152
Self Administration	

Drug & Medicine Storage

Patients / Residents Own Medication Cabinets	155
Blister Pack (MDS)	
Tablet Counter & Storage Boxes	156
Pharmacy & Vaccine Refrigerators	157

Examination / Treatment Couches & Chairs

Examination & Treatment Couches - Variable Height	160
Examination & Treatment Couches - Fixed Height	164
Couch Steps & Leg Rests	165
Examination & Treatment Couches - Bariatric	168
Examination & Treatment Chairs	172
Examination & Treatment Chairs - Bariatric	173
Phlebotomy Chairs - Variable Height	174
Phlebotomy Chairs - Fixed Height	176
Options	177

General Purpose Trolleys

Stainless Steel - Heavy Duty	182
Stainless Steel - Light Duty	183
Polymer - Shallow & Deep Shelves	184
Mild Steel, Melamine Shelves	185

HTM71 Storage Solutions

ScanCell® Carts	188
Distribution Trolleys	193
Open Transfer / Transport Trolleys	195
HTM71 Racking	196
Trays, Baskets, Dividers & Accessories	198

Infusion / Pump Stands & Accessories

Mobile Pump Stands	204
Mobile Infusion Stands	208
Clamping Infusion Stands	213
Wall Mounted Infusion Holders	213

Linen Trolleys & Bags

Soiled Linen Trolleys	216
Linen Trolleys	219
Hamper Trolleys	220
Soiled Linen Bags	221
Clean Linen Trolleys	222

Maternity Equipment

Baby Crib - Variable Height, Battery Operation	230
Baby Crib - Variable Height, Gas Strut Operation	232
Baby Crib - Fixed Height	234

Medical Records

Medical Records Trolleys - Ward	238
Medical Records Workstations - Ward	240
Laptop Holders	242
Carefile Filing Pockets	244
Medical Records Trolleys - Filing	246
Medical Records Trolleys - Transfer	248

Phlebotomy

Caretray Trolley - Phlebotomy	252
Phlebotomy Chairs - Variable Height	254
Phlebotomy Chair - Variable Height, Bariatric	255
Phlebotomy Chairs - Fixed Height	256

Portering Chairs

Portering Chairs - Rear Steer	260
Portering Chairs - Front Steer	261
Portering Chairs - Bariatric, Rear Steer	263
Options & Accessories	264

Procedure Trolleys & Carts

Caretray Trolley - Anaesthesia	268
Caretray Trolley - Cast	269
Caretray Trolley - Critical Care	270
Caretray Trolley - Infection	271
Caretray Trolley - IV Preparation	272
Caretray Trolley - Medical / Surgical	273
Caretray Trolley - Plaster	274
Caretray Trolley - Vaccination	275
Caretray Trolley - Basics	276
Mobile Workstation - Mild Steel, Low Level	277
Procedure Carts - Polymer, Metro Flexline™	278
Procedure Carts - Polymer, Metro Starsys™	280
Procedure Carts - Polymer, Metro Basix™	282

Resuscitation Trolleys & Carts

Resuscitation Trolleys - Mild Steel	286
Caretray Trolley - Resuscitation	292
Resuscitation Carts - Polymer, Metro Lifeline™	294
Resuscitation Carts - Polymer, Metro Flexline™	296
Airways / Difficult Intubation Trolley - Mild Steel	297
Caretray Trolley - Airways / Difficult Intubation	298

Sackholders & Waste Bins

Removable Body Bins	302
Free Standing Sackholders	307
Fixed Body Plastic Sackholders - Plastic	308
Removable Body Plastic Sackholders - Plastic	309

Seating Solutions

Task Chairs	312
Premium Task Chairs	320
Patient Seating	324
Soft Seating & Reception	346
Functional Seating	358
Technical Seating	363

Sepsis Trolleys

Sepsis Trolleys	376
Accessories	377
Caretray Trolley - Sepsis	380

Shelving & Racking Solutions

Polymer Racking - MetroMax I®	384
Polymer Racking - MetroMax Q®	386
Zinc Chrome Racking - Olympic®	388
High Density Storage - Top-Track®	390
High Density Storage - qwikTRAK®	391

Sterile Services Equipment

Preparation Tables - Variable Height	394
Preparation Tables - Fixed Height	395
Sterile Supplies Trolleys - UN3291 Certified	396
Sterile Supplies Trolleys - UN3291 Certified, Trolley Washer Compatible	398

Storage Cupboards, Cabinets & Lockers

Storage Cupboards	402
Storage Cabinets	404
Key Cabinets	406
Personal Effects Lockers	408

Theatre Equipment

Bowl Stands	412
Bucket Stands	415
Instrument Trolleys	416
Mayo Tables	418
Operating Platforms	418
Suture Storage Trolleys	419
Sterile Container Storage	420

Wireless Mobile Carts & Workstations

Mobile Workstations - Non-Powered	424
Options & Accessories	426
Caretray Trolley - Laptop	428

Workstations & Speciality Storage

Workstations	432
Storage Units	433
Catheter Storage Units	434



Bariatric Equipment

Folding Wheelchairs	8
Portering Chairs	10
Mobile Shower / Commode Chairs	12
Shower / Commode Chairs	13
Chairs	14

Folding Wheelchair - Bariatric, Minimaxx / Disc



Features

- Rigid folding mechanism
- Powder coated chromium molybdenum steel frame
- Low seat height to assist access
- Viscoelastic foam cushion with two-way stretch vapour permeable incontinence cover & non-slip base
- Padded push handles to assist the porter
- Puncture proof wheels & castors
- Parking brakes as standard / optional disc brake for improved control
- Side / width adjustable polyurethane moulded footrests, 100kg capacity
- Maximum capacity 325kg

Dimensions (w x d x h)

- Minimaxx / Disc 610mm - 850 x 1100 x 990mm
- Minimaxx / Disc 710mm - 950 x 1100 x 990mm
- Seat Width - 610 / 710mm
- Seat Depth - 460mm
- Seat Height - 430mm
- Backrest Height - 510mm

Options / Accessories

- 5X-0100-099-005 - Butterfly Armrests (pair)
- 5X-0100-099-006 - Angled Armrests (pair)
- 5X-0156-099-030 - Elevating Calf Support, Right Hand
- 5X-0156-099-031 - Elevating Calf Support, Left Hand
- 5X-0100-099-001 - Universal Table
- 5X-0100-099-020 - IV & O2 Holder, 100mm Dia

Spares

- 5X-0230-061-045 - Viscoelastic Cushion with Incontinence Cover, 610mm
- 5X-0230-071-045 - Viscoelastic Cushion with Incontinence Cover, 710mm



5X-0100-061-000/K

Item	Description	Weight
Minimaxx		
5X-0100-061-000/K	Folding Wheelchair - Bariatric, Minimaxx, 610mm	27.0kg
5X-0100-071-000/K	Folding Wheelchair - Bariatric, Minimaxx, 710mm	27.5kg
Minimaxx Disc		
5X-0109-061-000/K	Folding Wheelchair - Bariatric, Minimaxx Disc, 610mm	28.0kg
5X-0109-071-000/K	Folding Wheelchair - Bariatric, Minimaxx Disc, 710mm	28.5kg



Universal Table



IV & O₂ Holder



Elevating Calf Support

Folding Wheelchair - Bariatric, Minimaxx Push Motor



Features

- Rigid folding mechanism
- Powder coated chromium molybdenum steel frame
- Low seat height to assist access
- Viscoelastic foam cushion with two-way stretch vapour permeable incontinence cover & non-slip base
- Padded push handles to assist the porter
- Puncture proof wheels & castors
- Parking brakes
- Side / width adjustable polyurethane moulded footrests, 100kg capacity
- Push motor to assist the porter, reduces the risk of sore shoulders & stress on wrists
- Compatible on flat surfaces up to 5 degrees
- Operated using a control panel fitted to the handle, offering drive & reverse modes with speed control from 0.6 - 3.1mph
- One charge provides a range of 2.75miles
- Supplied with one removable battery & charger (battery must be removed from the unit when charging)
- Maximum capacity 325kg

Dimensions (w x d x h)

- Minimaxx / Disc 610mm - 850 x 1100 x 990mm
- Minimaxx / Disc 710mm - 950 x 1100 x 990mm
- Seat Width - 610 / 710mm
- Seat Depth - 460mm
- Seat Height - 430mm
- Backrest Height - 510mm

Options / Accessories

- 5X-0100-099-005 - Butterfly Armrests (pair)
- 5X-0100-099-006 - Angled Armrests (pair)
- 5X-0156-099-030 - Elevating Calf Support, Right Hand
- 5X-0156-099-031 - Elevating Calf Support, Left Hand
- 5X-0100-099-001 - Universal Table
- 5X-0100-099-020 - IV & O2 Holder, 100mm Dia

Spares

- 5X-0230-061-045 - Viscoelastic Cushion with Incontinence Cover, 610mm
- 5X-0230-071-045 - Viscoelastic Cushion with Incontinence Cover, 710mm



5X-0110-061-000/K



Push Motor



Handle Mounted Control Panel

Item	Description	Weight
Minimaxx		
5X-0110-061-000/K	Folding Wheelchair - Bariatric, Minimaxx Push Motor, 610mm	50.0kg
5X-0110-071-000/K	Folding Wheelchair - Bariatric, Minimaxx Push Motor, 710mm	50.5kg

Portering Chair - Bariatric, Rear Steer, Sliding Footrest



Features

- Heavy duty bariatric portering chair
- Seamless & contoured upholstery using flame retardant antimicrobial vinyl
- Moulded drop down arm rests allows side access for patients & porters
- Sliding footrest aids access as well as supporting feet during transit
- X-ray / notes pocket on rear of seat
- Hook for patients' belongings
- Fittings to accept infusion poles
- Retractable diagonal seatbelt
- 200mm fixed wheels / 200mm total stop braking castors (cushioned)
- We recommend that two members of staff are in attendance when used with a patient in excess of 190kg
- Maximum capacity 380kg

Dimensions (w x d x h)

- Overall Dimensions - 930 x 1000 x 1090mm
- Seat Width - 740mm
- Seat Depth - 670mm
- Seat Height - 530mm
- Backrest Height - 480mm

Standard Colours

- Paint - Grey White
- Upholstery - Bristol Blue

Options / Accessories

- G/CLS/500 - Calf / Leg Supports (pair)
- G/DP - Infusion Pole
- G/CARD/STATION - Head of Station
- G/CARD/LOCK - Card / Coin Lock, Factory Fitted
- 2LOKE011 - Release Card

Alternative colours are available at extra cost. Change suffix 'VBB' on the product code with any of the following i.e. Rear Steer Portering Chairs - Bariatric, Sliding Foot Rest in Aquamarine - G/500/RS/VAQ

Vinyl - Ambla New Richmond in Colour



G/500/RS/VBB

Item	Description	Weight
G/500/RS/VBB	Portering Chair - Bariatric, Rear Steer, Sliding Footrest	43.8kg

Other Products you may be interested in...

See Pages 168 & 170

Examination & Treatment Couch Two Section, Bariatric



EC2215/VLI

Examination & Treatment Couch Three Section, Bariatric



EC2305/VOB

Shower / Commode Chair - Bariatric, Mobile

Features

- Suitable for showering or toileting (supplied with a bucket & lid)
- Powder coated chromium molybdenum steel frame
- Rotating & removable straight or butterfly armrests to assist access
- Open back to allow easy sling access & assist positioning
- Polyurethane moulded seat & back
- Seat supplied with a removable lid
- Seat panel removable for cleaning
- Long open hole in seat (220mm at the widest point)
- Deep bucket with lid is removable from the front or back of the chair
- Side / width adjustable polyurethane moulded footrests, 100kg capacity
- 125mm swivel castors, 2 off braking
- Maximum capacity 325kg

Dimensions (w x d x h)

- Standard / Butterfly Armrests 610mm - 670 x 1120 x 990mm / 840 x 1120 x 990mm
- Standard / Butterfly Armrests 710mm - 770 x 1120 x 990mm / 940 x 1120 x 990mm
- Seat Width - 610 / 710mm
- Seat Depth - 560mm
- Seat Height - 550mm
- Backrest Height - 480mm

Standard Colours

- Paint - White
- Polyurethane - Blue

Options / Accessories

- 5X-0150-999-022 - Seat Panel 610mm
- 5X-0150-999-023 - Seat Panel 710mm
- 5X-0140-999-001 - Commode Bucket & Lid
- 5X-0156-099-030 - Elevating Calf Support, Right Hand
- 5X-0156-099-031 - Elevating Calf Support, Left Hand
- 5X-0156-099-010 - Butterfly Armrests (pair)
- 5X-0150-099-010/K - Straight Armrests (pair)



5X-0150-061-000

Item	Description	Weight
Standard Armrests		
5X-0150-061-000	Shower / Commode Chair - Bariatric, Mobile, Standard Armrests, 610mm	27.0kg
5X-0150-071-000	Shower / Commode Chair - Bariatric, Mobile, Standard Armrests, 710mm	27.5kg
Butterfly Armrests		
5X-0151-061-000	Shower / Commode Chair - Bariatric, Mobile, Butterfly Armrests, 610mm	27.5kg
5X-0151-071-000	Shower / Commode Chair - Bariatric, Mobile, Butterfly Armrests, 710mm	28.0kg

Shower / Commode Chair - Bariatric

Features

- Suitable for showering or toileting (supplied with a bucket & lid)
- Powder coated chromium molybdenum steel frame
- Long armrests assist access
- Seat height adjustable 420 - 550mm
- Open back to allow easy sling access & assist positioning
- Polyurethane moulded seat & back
- Seat supplied with a removable lid
- Seat panel removable for cleaning
- Long open hole in seat (220mm at the widest point)
- Optional deep bucket
- Maximum capacity 325kg

Dimensions (w x d x h)

- 610mm - 730 x 1010 x 790 - 940mm
- 710mm - 830 x 1010 x 790 - 940mm
- Seat Width - 610 / 710mm
- Seat Depth - 400 - 520mm
- Seat Height - 420 - 550mm

Standard Colours

- Paint - White
- Polyurethane - Blue

Options / Accessories

- 5X-0150-999-022 - Seat Panel 610mm
- 5X-0150-999-023 - Seat Panel 710mm
- 5X-0140-999-001 - Commode Bucket & Lid



5X-0142-061-000



Removable Lid

Item	Description	Weight
5X-0142-061-000	Shower / Commode Chair - Bariatric, Mobile, 610mm	15.0kg
5X-0142-071-000	Shower / Commode Chair - Bariatric, Mobile, 710mm	16.0kg

Patient Seating - Bariatric, Wooden Frame

Features

- Built to withstand heavy use
- Solid beech frame, finished with antibacterial lacquer
- Extra deep, contoured foam
- Vinyl or fabric upholstery
 - Vinyl - Fire retardant & antimicrobial
 - Fabric - Fire retardant
- Maximum capacity 315kg



5PS/B/WF/VPK


Replace suffix on the product code with any of the following to select your colour i.e.
Bariatric Chair in Seal Vinyl - 5PS/B/WF/**VVSL**

Vinyl - Camira Vita



VVMA VVWL VVTO VVSL VVOL VVNR VVAO VVEO VVPK VVRT

Fabric - Camira Advantage



FRD FCT FAC FKR FGE FBK

Item	Description	Seat Height	Back Height	Seat Width	Overall Width	Seat Depth	Overall Depth	Weight
5PS/B/WF	Bariatric, Wooden Frame	490mm	440mm	680mm	850mm	550mm	580mm	16.0kg

Patient Seating - Bariatric, Steel Frame

Features

- BS EN 16139:2013 test level 2 & BS EN 1728:2012 for loads up to 317.5kg
- Built to withstand heavy use
- Black Epoxy polyester frame coating
- Oversized, rectangular section tube
- Extra deep, contoured foam
- Vinyl or fabric upholstery
 - Vinyl - Fire retardant & antimicrobial
 - Fabric - Fire retardant
- Solid beech arm, finished with antibacterial lacquer
- Maximum capacity 317.5kg


Replace suffix on the product code with any of the following to select your colour i.e.
 Bariatric Chair in Seal Vinyl - 5PS/B/SF/**VVSL**

Vinyl - Camira Vita



VVMA
 VVWL
 VVTO
 VVSL
 VVOL
 VVNR
 VVAO
 VVEO
 VVPK
 VVRT

Fabric - Camira Advantage



FRD
 FCT
 FAC
 FKR
 FGE
 FBK

Item	Description	Seat Height	Back Height	Seat Width	Overall Width	Seat Depth	Overall Depth	Weight
5PS/B/SF	Bariatric, Steel Frame	440mm	450mm	720mm	850mm	460mm	660mm	18.0kg



5PS/B/SF/ECT



Bedside Cabinets & Overbed Tables

Polymer Bedside Cabinets	18
Bedside Cabinets & Wardrobe Combinations	20
Overbed & Overchair Table - Polymer	28
Overbed & Overchair Table - Melamine	30

Bedside Cabinet - Polymer, Easy Clean

Features

- BS 3962 Part 6:1980 - Assessment of resistance to mechanical damage
- BS EN 12720:2009 - Furniture assessment of surface resistance to cold liquids
- BS EN 12721:2009 - Furniture assessment of surface resistance to wet heat
- BS EN 12722:2009 - Furniture assessment of surface resistance to dry heat
- BS 5852:2006 - Methods of the test for assessment of the ignitability
- BS 4875-7:2006 - Domestic & contract storage furniture
- Manufactured from recyclable polyethylene
- Open backless design ensures that all areas are accessible, whilst surfaces allow for easy & effective cleaning
- Distinct upper, middle & lower zones
 - Upper - Nurse zone with integral rim to contain any spillages. Ideally positioned for staff to use while standing
 - Middle - Patient zone provides storage area for patient use
 - Lower - Patient zone provides shelf for washbowl, footwear etc.
- Drawers can be inserted from either side, allowing the cabinet to be positioned either side of the bed
- Upper & middle drawers can be fitted with an RFID lock, providing secure storage for patient medicines / property*
- 100mm polymer twin-wheel braking castors

*cabinets with locks are supplied with one patient card - a programming card will be required per ward / directorate as per hospital policy

Dimensions (w x d x h)

- Overall Dimensions - 480 x 665 x 1237mm
- Drawers (internal)
 - Upper - 149 x 222 x 217mm
 - Middle - 338 x 491 x 197mm
 - Lower - 338 x 491 x 220mm

Standard Colours

- Body - Grey White
- Drawers - Spearmint

Options / Accessories

- RFID Cards - page 27



Item	Description	Weight
EBC015	No Locks	29.0kg
EBC020	Upper Drawer with Lock	29.1kg
EBC025	Middle Drawer with Lock	29.1kg
EBC030	Upper & Middle Drawers with Locks	29.2kg



EBC015



EBC030

Bedside Cabinet - Single Upper Drawer

Features

- Meets BS1765: Part 1: 1990 Specification for general purpose bedside lockers for patients
- Melamine faced chipboard construction
- Upper drawer suitable for the storage of patient's medication or personal effects (fitted with a CAM lock & supplied with two keys)
- Optional personal effects drawer provides secure storage for personal possessions (fitted with a CAM lock & supplied with two keys)
- Optional electronic push button or RFID locks available for the upper & personal effects drawer
- Lower storage offered through...
 - Cupboard with double doors (adjustable shelf - model dependant)
 - Drawer (recessed shelf - model dependant)
- 50mm twin-wheel polypropylene castors

Dimensions (w x d x h)

- Overall Dimensions - 485 x 485 x 905mm
- Internal Dimensions...
 - Upper Drawer - 413 x 381 x 182mm
 - Personal Drawer - 413 x 381 x 102mm
 - Lower Drawer - 413 x 381 x 505 / 297mm
 - Cupboard - 445 x 443 x 537 / 394mm

Standard Colours

- Two-Tone
 - Body - Grey White
 - Top / Drawer / Door Fronts - Spearmint
- Single Colour - Beech

Accessories

- RFID Locking Solutions - page 26
- RFID Cards & Fobs - page 27
- Electronic Push Button Locks - page 27
- Towel Holder & Removable Plastic Top - page 23
- B - Braking Castors (x 2)



BC1DPD/BE



BC1C/GW/CL

Grey White	Beech	Description	Weight
BC1C/GW	BC1C/BE	Single Upper Drawer, Lower Cupboard with Double Doors & Adjustable Shelf	34.0kg
BC1CPD/GW	BC1CPD/BE	Single Upper Drawer, Personal Drawer & Lower Cupboard with Double Doors	35.8kg
BC1D/GW	BC1D/BE	Single Upper Drawer, Lower Drawer with Recessed Shelf	40.4kg
BC1DPD/GW	BC1DPD/BE	Single Upper Drawer, Personal Drawer & Lower Drawer	42.1kg

Bedside Cabinet / Wardrobe Combination - Single Upper Drawer

Features

- Meets BS1765: Part 1: 1990 Specification for general purpose bedside lockers for patients
- Melamine faced chipboard construction
- Upper drawer suitable for the storage of patient's medication or personal effects (fitted with a CAM lock & supplied with two keys)
- Optional personal effects drawer provides secure storage for personal possessions (fitted with a CAM lock & supplied with two keys)
- Optional electronic push button locks available for the upper drawer & personal effects drawer
- Lower storage offered through...
 - Cupboard with double doors (adjustable shelf)
 - Drawer (recessed shelf - model dependant)
- Wardrobe supplied with a hanging rail, available right / left hand opening
- 50mm twin-wheel polypropylene castors

Dimensions (w x d x h)

- Overall Dimensions - 718 x 489 x 1420mm
- Internal Dimensions...
 - Upper Drawer - 413 x 381 x 182mm
 - Personal Drawer - 413 x 381 x 102mm
 - Lower Drawer - 413 x 381 x 505 / 297mm
 - Cupboard - 445 x 443 x 537 / 394mm
 - Wardrobe - 215 x 443 x 1420mm

Accessories

- RFID Locking Solutions - page 26
- RFID Cards & Fobs - page 27
- Electronic Push Button Locks - page 27
- Towel Holder & Removable Plastic Top - page 23
- B - Braking Castors (x 2)

Standard Colours

- Two-Tone
 - Body - Grey White
 - Top / Drawer / Door Fronts - Spearmint
- Single Colour - Beech

Grey White	Beech	Description	Weight
Right Hand			
BC1CWR/GW	BC1CWR/BE	Single Upper Drawer, Lower Cupboard with Double Doors & Adjustable Shelf	54.5kg
BC1CPDWR/GW	BC1CPDWR/BE	Single Upper Drawer, Personal Drawer & Lower Cupboard with Double Doors	56.2kg
BC1DWR/GW	BC1DWR/BE	Single Upper Drawer, Lower Drawer with Recessed Shelf	60.8kg
BC1DPDWR/GW	BC1DPDWR/BE	Single Upper Drawer, Personal Drawer & Lower Drawer	62.5kg
Left Hand			
BC1CWL/GW	BC1CWL/BE	Single Upper Drawer, Lower Cupboard with Double Doors & Adjustable Shelf	54.5kg
BC1CPDWL/GW	BC1CPDWL/BE	Single Upper Drawer, Personal Drawer & Lower Cupboard with Double Doors	56.2kg
BC1DWL/GW	BC1DWL/BE	Single Upper Drawer, Lower Drawer with Recessed Shelf	60.8kg
BC1DPDWL/GW	BC1DPDWL/BE	Single Upper Drawer, Personal Drawer & Lower Drawer	62.5kg



BC1CPDWR/GW

Bedside Cabinet - Double Upper Drawer

Features

- Meets BS1765: Part 1: 1990 Specification for general purpose bedside lockers for patients
- Melamine faced chipboard construction
- Upper drawers suitable for the storage of patient's medication or personal effects (1 x fitted with a CAM lock & supplied with two keys)
- Optional electronic push button locks available for either drawer
- Lower storage offered through...
 - Cupboard with double doors (adjustable shelf)
 - Drawer (recessed shelf)
- 50mm twin-wheel polypropylene castors

Dimensions (w x d x h)

- Overall Dimensions - 485 x 485 x 905mm
- Internal Dimensions...
 - Upper Drawer - 180 x 381 x 182mm
 - Lower Drawer - 413 x 381 x 505mm
 - Cupboard - 445 x 443 x 537mm

Standard Colours

- Two-Tone
 - Body - Grey White
 - Top / Drawer / Door Fronts - Spearmint
- Single Colour - Beech

Accessories

- RFID Locking Solutions - page 26
- RFID Cards & Fobs - page 27
- Electronic Push Button Locks - page 27
- Towel Holder & Removable Plastic Top - page 23
- B - Braking Castors (x 2)



BC2C/GW



BC2D/BE

Grey White	Beech	Description	Weight
BC2C/GW	BC2C/BE	Double Upper Drawer, Lower Cupboard with Double Doors & Adjustable Shelf	34.2kg
BC2D/GW	BC2D/BE	Double Upper Drawer, Lower Drawer with Recessed Shelf	40.5kg

Towel Holder

Features

- Self-adhesive hook
- Supplied for customer to fit



Item	Description	Weight
TH	Towel Holder	0.1kg

Removable Plastic Top

Features

- Raised edges on three sides reduces misplacement of objects
- Clips to the top of the bedside cabinet, & is removable to assist cleaning
- Not compatible with bedside cabinets fitted with wardrobes



RPT shown with BC1C/GW

Item	Description	Weight
RPT	Removable Plastic Top	0.8kg

Bedside Cabinet - Upper Section & Rear Side Doors

Features

- Meets BS1765: Part 1: 1990 Specification for general purpose bedside lockers for patients
- Melamine faced chipboard construction
- Upper section suitable for the storage of patient's medication or personal effects (fitted with a CAM lock & supplied with two keys)
- Rear side doors allow access to contents
- Optional personal effects drawer provides secure storage for personal possessions (fitted with a CAM lock & supplied with two keys)
- Optional electronic push button or RFID locks available for the upper section & personal effects drawer
- Lower storage offered through...
 - Cupboard with double doors (adjustable shelf - model dependant)
 - Drawer (recessed shelf - model dependant)
- 50mm twin-wheel polypropylene castors

Dimensions (w x d x h)

- Overall Dimensions - 485 x 485 x 905mm
- Internal Dimensions...
 - Upper Section - 445 x 135 x 249mm
 - Rear Side Section - 290 x 445 x 249mm
 - Personal Drawer - 413 x 381 x 102mm
 - Lower Drawer - 413 x 381 x 505 / 297mm
 - Cupboard - 445 x 443 x 537 / 394mm

Standard Colours

- Two-Tone
 - Body - Grey White
 - Top / Drawer / Door Fronts - Spearmint
- Single Colour - Beech

Accessories

- RFID Locking Solutions - page 26
- RFID Cards & Fobs - page 27
- Electronic Push Button Locks - page 27
- Towel Holder & Removable Plastic Top - page 23
- B - Braking Castors (x 2)



BC3CPD/BE



BC3C/GW

Grey White	Beech	Description	Weight
BC3C/GW	BC3C/BE	Upper Drawer, Lower Cupboard with Double Doors & Adjustable Shelf	31.8kg
BC3CPD/GW	BC3CPD/BE	Upper Section, Personal Drawer & Lower Cupboard with Double Doors	33.5kg
BC3D/GW	BC3D/BE	Upper Section, Lower Drawer with Recessed Shelf	38.1kg
BC3DPD/GW	BC3DPD/BE	Upper Section, Personal Drawer & Lower Drawer	39.8kg

Bedside Cabinet / Wardrobe Combination - Upper Section & Rear Side Doors

Features

- Meets BS1765: Part 1: 1990 Specification for general purpose bedside lockers for patients
- Melamine faced chipboard construction
- Upper section suitable for the storage of patient's medication or personal effects (fitted with a CAM lock & supplied with two keys)
- Rear side doors allow access to contents
- Optional personal effects drawer provides secure storage for personal possessions (fitted with a CAM lock & supplied with two keys)
- Optional electronic push button available for the upper section & personal effects drawer
- Lower storage offered through...
 - Cupboard with double doors (adjustable shelf - model dependant)
 - Drawer (recessed shelf - model dependant)
- Wardrobe supplied with a hanging rail, available right / left hand opening
- 50mm twin-wheel polypropylene castors

Dimensions (w x d x h)

- Overall Dimensions: 718 x 489 x 1420mm
- Internal Dimensions...
 - Upper Section: 445 x 135 x 249mm
 - Rear Side Section: 290 x 445 x 249mm
 - Personal Drawer: 413 x 381 x 102mm
 - Lower Drawer: 413 x 381 x 505 / 297mm
 - Cupboard: 445 x 443 x 537 / 394mm
 - Wardrobe: 215 x 443 x 1420mm

Standard Colours

- Two-Tone
 - Body - Grey White
 - Top / Drawer / Door Fronts - Spearmint
- Single Colour - Beech

Accessories

- RFID Locking Solutions - page 26
- RFID Cards & Fobs - page 27
- Electronic Push Button Locks - page 27
- Towel Holder & Removable Plastic Top - page 23
- B - Braking Castors (x 2)

Grey White	Beech	Description	Weight
Right Hand			
BC3CWR/GW	BC3CWR/BE	Upper Section, Lower Cupboard with Double Doors & Adjustable Shelf	52.1kg
BC3CPDWR/GW	BC3CPDWR/BE	Upper Section, Personal Drawer & Lower Cupboard with Double Doors	53.8kg
BC3DWR/GW	BC3DWR/BE	Upper Section, Lower Drawer with Recessed Shelf	58.4kg
BC3DPDWR/GW	BC3DPDWR/BE	Upper Section, Personal Drawer & Lower Drawer	60.1kg
Left Hand			
BC3CWL/GW	BC3CWL/BE	Upper Drawer, Lower Cupboard with Double Doors & Adjustable Shelf	52.1kg
BC3CPDWL/GW	BC3CPDWL/BE	Upper Drawer, Personal Drawer & Lower Cupboard with Double Doors	53.8kg
BC3DWL/GW	BC3DWL/BE	Upper Drawer, Lower Drawer with Recessed Shelf	58.4kg
BC3DPDWL/GW	BC3DPDWL/BE	Upper Drawer, Personal Drawer & Lower Drawer	60.1kg



BC3CPDWR/GW

RFID Locking Solutions

- Available as 125KHz or 13.56Mhz frequencies
- Easy programming using a dedicated card
- Three / four user levels offer differing levels of authority - Administration / Master / Sub-Master / User
- Available with clamshell cards or fobs
- Compatible with Abloy CLIQ® - RFID chip inserted into the key



EBC Lock (L15)



PS Solo Lock (PL)



ABLOY RFID Lock (AL)

	EBC Lock (L15)	PS Solo Lock (PL)	ABLOY RFID Lock (AL)
Frequency	125KHz	125KHz	13,56Mhz
Programming	Programming Card	Programming Card	Programming Card
Modes	Public & Private	Public & Private	Public & Private
Audit Trail	No	No	No
User Levels	3 - Master, Staff, User	3 - Master, Staff, User	4 - Administration, Master, Staff, User
No. of Cards / Fobs	50 x Cards	50 x Cards	50 x Cards / Fobs
Batteries	1 x CR123	1 x CR123	3 x AAA
Openings (Battery Set)	20,000	20,000	4,000
Low Battery Warning	Audible Alarm	Audible Alarm	Audible Alarm
Low Battery Override	Fails Unlocked	Fails Unlocked	Micro USB - External Power Source (power bank / phone charger)
Guarantee	1 Year	2 Years	1 Year
Abloy CLIQ® Compatible*	Yes	Yes	Yes

*RFID chip inserted into the CLIQ® key

RFID Cards & Fobs

- Compatible with 125KHz & 13.56Mhz frequencies
- Available as clamshell cards or fobs
- Can be fitted to a key ring
- A programming card is required for each hospital or ward as per hospital procedure

Dimensions (w x d x h)

- Clamshell Card - 86 x 54 x 2mm
- Key Fob - 27 x 35 x 5mm



Frequency - 13.56 mhz

Item	Description	Lock Compatibility
RFID1356/PC	13.56KHz Programming Card	AL
RFID1356/SC	13.56KHz Staff Card (Green)	AL
RFID1356/UC	13.56KHz User Card (Blue)	AL
RFID1356/SF	13.56KHz Staff Fob (Green)	AL
RFID1356/UF	13.56KHz User Fob (Blue)	AL

Frequency - 125KHz

Item	Description	Lock Compatibility
RFID125/PC	125KHz Programming Card - Staff Pair (Black)	PL, L15
RFID125/SC	125KHz Staff Card (Green)	PL, L15
RFID125/MC	125KHz Master Card (Red)	PL, L15
RFID125/UC	125KHz User Card (Blue)	PL, L15

Electronic Push Button Lock

- Uses a 10-button keypad & # button
- Easy programming & code change
- Four user levels offer differing levels of authority...
 - Master / Technician - 8 digits
 - Staff / User - 4 digits
- Available with a key override, allowing the lock to be opened immediately in the event of a low battery



CodeLock Key Override (CLOR)



Electronic Push Button Lock (CL)

	CodeLock Key Override (CLOR)	Electronic Push Button Lock (CL)
Programming	10-Button Keypad & # Button	10-Button Keypad & # Button
Modes	Public & Private	Public & Private
Audit Trail	No	No
User Levels	4 - Master, Technician, Staff, User	4 - Master, Technician, Staff, User
User / Staff Codes	Twenty	Single
Batteries	2 x AAA	2 x AAA
Openings (Battery Set)	100,000	15,000
Low Battery Warning	Red Flashing LED	Red Flashing LED
Low Battery Override	9V PP3 Battery + Code or Override key*	9V PP3 Battery + Code
Guarantee	2 Years	2 Years
Abloy CLIQ® Compatible	N/A	N/A

* Override key sold separately

Overbed & Overchair Table - Height Adjustable, Polymer, Easy Clean

Features

- BS 2483: 1977 Specification for overbed tables (selected tests)
- Finish Performance Tests (FIRA Standard 6250 2005)
 - BS 3962-6: 1980 Methods of test for finishes for wooden furniture
 - BS EN 12720: 2009 + A1: 2013 Assessment of surface resistance to cold liquids
 - BS EN 12721: 2009 + A1: 2013 Assessment of surface resistance to wet heat
 - BS EN 12722: 2009 + A1: 2013 Assessment of surface resistance to dry heat
- Height adjustable using a gas damper (760 - 1070mm)
- Safety feature prevents trapping of the patient between the bed / chair & table
- Extruded aluminium column provides a smooth linear height adjustment
- Cantilever tubular base available as...
 - C shaped suitable for use with beds & chairs
 - Straight leg suitable for use with bed
- Recyclable polypropylene one-piece top, smooth surfaces & radiused edges assists cleaning (compatible with steam cleaning)
- Raised edges reduces misplacement of objects & contains spillages
- 50mm polypropylene / thermoplastic rubber twin-wheel non-marking castors
- Maximum load 25kg

Dimensions (w x d x h)

- Overbed Table - 895 x 440 x 760 - 1070mm
- Overchair Table - 918 x 440 x 760 - 1070mm
- Top - 880 x 440mm

Standard Colours

- Top - Grey White
- Upper Extrusion - Spearmint
- Lower Extrusion / Base - Grey White

Options / Accessories

- B - Braking Castors (x 2)



OCP/SP/S

Item	Description	Weight
OBP/SP/S	Overbed Table - Height Adjustable, Polymer, Easy Clean	14.0kg
OCP/SP/S	Overchair Table - Height Adjustable, Polymer, Easy Clean	13.5kg

eClean™



Alternative Upper Extrusion Colours Available



Overbed & Overchair Table - Height Adjustable, Melamine

Features

- BS 2483: 1977 Specification for overbed tables (selected tests)
- BS EN 438-2: 2016 High-pressure decorative laminates (HPL). Sheets based on thermosetting resins (usually called laminates). Determination of properties
- Height adjustable using a gas damper (735 - 1045mm)
- Safety feature prevents trapping of the patient between the bed / chair & table
- Extruded aluminium column provides a smooth linear height adjustment
- Cantilever tubular base available as...
 - C shaped suitable for use with beds & chairs
 - Straight leg suitable for use with beds
- Melamine top with varnished edges available with either a flat top or one varnished beech lip
- 50mm polypropylene / thermoplastic rubber twin-wheel non-marking castors
- Maximum load 25kg

Dimensions (w x d x h)

- Overbed Table - 895 x 440 x 735 - 1045mm
- Overchair Table - 918 x 440 x 735 - 1045mm
- Top - 880 x 395mm

Standard Colours

- Top - Grey White / Beech
- Upper Extrusion - Spearmint / Grey White
- Lower Extrusion / Base - Grey White

Options / Accessories

- B - Braking Castors (x 2)



OBL/GW1/SP/S

Overbed Tables

Description	Grey White	Beech	Weight
Overbed Table - Height Adjustable, Melamine, Flat Top	OBL/GW0/SP/S	OBL/BE0/GW/S	14.5kg
Overbed Table - Height Adjustable, Melamine, One Lip	OBL/GW1/SP/S	OBL/BE1/GW/S	15.4kg



Overchair Tables

Description	Grey White	Beech	Weight
Overchair Table - Height Adjustable, Melamine, Flat Top	OCL/GW0/SP/S	OCL/BE0/GW/S	14.1kg
Overchair Table - Height Adjustable, Melamine, One Lip	OCL/GW1/SP/S	OCL/BE1/GW/S	15.0kg

Alternative Upper Extrusion Colours Available





Caretray Trolleys & Racks

Stainless Steel, Low Level Trolleys	34
Stainless Steel, Standard Level Trolleys	36
Stainless Steel, High Level Trolleys	38
Stainless Steel, Mobile, Racks	40
Stainless Steel, Static, Racks	42
Mild Steel, Low Level Trolleys	44
Mild Steel, Standard Level Trolleys	46
Mild Steel, High Level Trolleys	48
Mild Steel, Mobile Racks	50
Mild Steel, Static Racks	52
Accessories	54

Caretray Trolleys - Stainless Steel, Low Level, Single & Double Column

Features

- Low level, single & double column easy clean procedure trolleys
- Quick & easy disassembly, assists thorough & deep cleaning
- Seamlessly welded, one-piece 304 grade stainless steel frame
- Recyclable polypropylene one-piece top & side panels, smooth surfaces & radiused edges assists cleaning (compatible with steam cleaning)
 - Top Panel - Raised edges on three sides provide defined grab points to act as push handles, whilst an integral rim at the front contains spillages (max load 30kg)
 - Side Panels - Incorporate runners with positive stops preventing trays from being accidentally withdrawn (symmetrical design allows tray insertion from either side)
- Carerail fitted to either side support a wide range of accessories
- Translucent, impact-resistant trays & dividers, smooth surfaces & radiused edges assists cleaning (compatible with steam cleaning / high temperature machine washing)
- Trays feature an integral handle with a plastic clip-on label cover (coloured labels supplied - white, blue, green, yellow & red)
- Each tray supplied with 2 x long & 2 x short dividers
- Max load per tray 5kg
- Polyurethane ring buffers offer protection to both the trolley & fabric of the building, smooth surfaces assist cleaning
- 100mm pressed steel castors, 2 off braking

Dimensions (w x d x h)

- Overall Dimensions
 - Single Column - 550 x 550 x 807mm
 - Double Column - 1005 x 550 x 807mm
- Plastic Top
 - Single Column - 455 x 455 (internal) at height 782mm
 - Double Column - 915 x 455 (internal) at height 782mm
- Trays
 - Shallow Tray - 355 x 405 x 100mm (internal)
 - Deep Tray - 355 x 405 x 150mm (internal)



CTS1/08/3S1D



CTS1/08/3S1D - shown with optional CT/WF, CT/ALC & GMBH/15



Easy disassembly & cleaning

Item	Description	Weight
CTS1/08/1S2D	1 x 100mm, 2 x 150mm Trays	21.2kg
CTS1/08/3D	3 x 150mm Trays	21.5kg
CTS1/08/3S1D	3 x 100mm, 1 x 150mm Trays	22.3kg
CTS1/08/4S	4 x 100mm Trays	21.9kg

Options / Accessories

- Locking & Security - page 54
- Overbridge & Tilt Bins - page 60
- Defibrillator Platform - page 61
- Carerail Mounted - page 62
- Laptop Holders - page 68
- Castors & Ring Buffers - page 70
- Trays, Shelves, Dividers & Labels - page 71



CTS2/08/4S3D



CTS2/08/4S3D - shown with optional
CT/IV, GMBH/15 & CT/ALC

Item	Description	Weight
CTS2/08/3S4D	3 x 100mm, 4 x 150mm Trays	37.3kg
CTS2/08/4S3D	4 x 100mm, 3 x 150mm Trays	36.9kg
CTS2/08/6D	6 x 150mm Trays	36.5kg
CTS2/08/6S2D	6 x 100mm, 2 x 150mm Trays	38.1kg
CTS2/08/7S1D	7 x 100mm, 1 x 150mm Trays	37.7kg
CTS2/08/8S	8 x 100mm Trays	37.3kg

Caretray Trolleys - Stainless Steel, Standard Level, Single & Double Column

Features

- Standard level, single & double column easy clean procedure trolleys
- Quick & easy disassembly, assists thorough & deep cleaning
- Seamlessly welded, one-piece 304 grade stainless steel frame
- Recyclable polypropylene one-piece top & side panels, smooth surfaces & radiused edges assists cleaning (compatible with steam cleaning)
- Top Panel - Raised edges on three sides provide defined grab points to act as push handles, whilst an integral rim at the front contains spillages (max load 30kg)
- Side Panels - Incorporate runners with positive stops preventing trays from being accidentally withdrawn (symmetrical design allows tray insertion from either side)
- Carerails fitted to either side support a wide range of accessories
- Translucent, impact-resistant trays & dividers, smooth surfaces radiused edges assists cleaning (compatible with steam cleaning / high temperature machine washing)
- Trays feature an integral handle with a plastic clip-on label cover (coloured labels supplied - white, blue, green, yellow & red)
- Each tray supplied with 2 x long & 2 x short dividers
- Max load per tray 5kg
- Polyurethane ring buffers offer protection to both the trolley & fabric of the building
- 100mm pressed steel castors, 2 off braking

Dimensions (w x d x h)

- Overall Dimensions
 - Single Column - 550 x 550 x 993mm
 - Double Column - 1005 x 550 x 993mm
- Plastic Top
 - Single Column - 455 x 455 (internal) at height 968mm
 - Double Column - 915 x 455 (internal) at height 968mm
- Trays
 - Shallow Tray - 355 x 405 x 100mm (internal)
 - Deep Tray - 355 x 405 x 150mm (internal)



CTS1/10/3S2D - shown with optional CT/IV, CT/CR2, GMBH/15 & CT/ALC



CTS1/10/3S2D



Easy disassembly & cleaning

Item	Description	Weight
CTS1/10/1S3D	1 x 100mm, 3 x 150mm Trays	27.9kg
CTS1/10/3S2D	3 x 100mm, 2 x 150mm Trays	29.0kg
CTS1/10/4D	4 x 150mm Trays	28.3kg
CTS1/10/4S1D	4 x 100mm, 1 x 150mm Trays	28.7kg
CTS1/10/6S	6 x 100mm	29.8kg

Options / Accessories

- Locking & Security - page 54
- Overbridge & Tilt Bins - page 60
- Defibrillator Platform - page 61
- Carerail Mounted - page 62
- Laptop Holders - page 68
- Castors & Ring Buffers - page 70
- Trays, Shelves, Dividers & Labels - page 71



CTS2/10/6S4D



CTS2/10/6S4D - shown with optional
CT/IV, CT/CR2, GMBH/15 & CT/ALC

Item	Description	Weight
CTS2/10/3S6D	3 x 100mm, 6 x 150mm Trays	46.6kg
CTS2/10/4S5D	4 x 100mm, 5 x 150mm Trays	46.2kg
CTS2/10/5S4D	5 x 100mm, 4 x 150mm Trays	45.9kg
CTS2/10/6S4D	6 x 100mm, 4 x 150mm Trays	47.3kg
CTS2/10/8D	8 x 150mm Trays	45.8kg
CTS2/10/8S2D	8 x 100mm, 2 x 150mm Trays	46.6kg

Caretray Trolleys - Stainless Steel, High Level, Single & Double Column

Features

- High level, single & double column easy clean procedure trolleys
- Quick & easy disassembly, assists thorough & deep cleaning
- Seamlessly welded, one-piece 304 grade stainless steel frame
- Recyclable polypropylene one-piece top & side panels, smooth surfaces & radiused edges assists cleaning (compatible with steam cleaning)
 - Top Panel - Raised edges on three sides provide defined grab points to act as push handles, whilst an integral rim at the front contains spillages (max load 30kg)
 - Side Panels - Incorporate runners with positive stops preventing trays from being accidentally withdrawn (symmetrical design allows tray insertion from either side)
- Carerail fitted to either side support a wide range of accessories
- Translucent, impact-resistant trays & dividers, smooth surfaces & radiused edges assists cleaning (compatible with steam cleaning / high temperature machine washing)
- Trays feature an integral handle with a plastic clip-on label cover (coloured labels supplied - white, blue, green, yellow & red)
- Each tray supplied with 2 x long & 2 x short dividers
- Max load per tray 5kg
- Polyurethane ring buffers offer protection to both the trolley & fabric of the building
- 100mm pressed steel castors, 2 off braking

Dimensions (w x d x h)

- Overall Dimensions
 - Single Column - 550 x 550 x 1410mm
 - Double Column - 1005 x 550 x 1410mm
- Plastic Top
 - Single Column - 455 x 455 (internal) at height 1385mm
 - Double Column - 915 x 455 (internal) at height 1385mm
- Trays
 - Shallow Tray - 355 x 405 x 100mm (internal)
 - Deep Tray - 355 x 405 x 150mm (internal)



CTS1/14/4S3D - shown with optional CT/DH/A4



Easy disassembly & cleaning



CTS1/14/4S3D

Item	Description	Weight
CTS1/14/2S5D	2 x 100mm, 5 x 150mm Trays	36.2kg
CTS1/14/3S4D	3 x 100mm, 4 x 150mm Trays	35.8kg
CTS1/14/4S3D	4 x 100mm, 3 x 150mm Trays	35.4kg
CTS1/14/5S3D	5 x 100mm, 3 x 150mm Trays	37.8kg
CTS1/14/6D	6 x 150mm Trays	35.0kg
CTS1/14/8S1D	8 x 100mm, 1 x 150mm Trays	37.8kg

Options / Accessories

- Locking & Security - page 54
- Carerail Mounted - page 62
- Castors & Ring Buffers - page 70
- Trays, Shelves, Dividers & Labels - page 71



CTS2/14/10S6D - shown with optional CT/DH/A4



CTS2/14/10S6D

Item	Description	Weight
CTS2/14/4S10D	2 x 100mm, 10 x 150mm Trays	60.6kg
CTS2/14/6S8D	6 x 100mm, 8 x 150mm Trays	62.8kg
CTS2/14/8S6D	8 x 100mm, 6 x 150mm Trays	63.0kg
CTS2/14/10S6D	10 x 100mm, 6 x 150mm Trays	65.0kg
CTS2/14/12D	12 x 150mm Trays	61.3kg
CTS2/14/16S2D	16 x 100mm, 2 x 150mm Trays	66.6kg

Caretray Racks - Stainless Steel, Mobile, Single & Double Column

Features

- Mobile, single & double column easy clean racks
- Quick & easy disassembly, assists thorough & deep cleaning
- Seamlessly welded, one-piece 304 grade stainless steel frame
- Recyclable polypropylene one-piece top & side panels, smooth surfaces & radiused edges assists cleaning (compatible with steam cleaning)
 - Top Panel - Raised edges on three sides provide defined grab points to act as push handles, whilst an integral rim at the front contains spillages (max load 30kg)
 - Side Panels - Incorporate runners with positive stops preventing trays from being accidentally withdrawn (symmetrical design allows tray insertion from either side)
- Translucent, impact-resistant trays & dividers, smooth surfaces & radiused edges assists cleaning (compatible with steam cleaning / high temperature machine washing)
- Trays feature an integral handle with a plastic clip-on label cover (coloured labels supplied - white, blue, green, yellow & red)
- Each tray supplied with 2 x long & 2 x short dividers
- Max load per tray 5kg
- Polyurethane ring buffers offer protection to both the rack & fabric of the building
- 100mm pressed steel castors, 2 off braking

Dimensions (w x d x h)

- Overall Dimensions
 - Single Column - 550 x 550 x 1782mm
 - Double Column - 1005 x 550 x 1782mm
- Plastic Top
 - Single Column - 455 x 455 (internal) at height 1757mm
 - Double Column - 915 x 455 (internal) at height 1757mm
- Trays
 - Shallow Tray - 355 x 405 x 100mm (internal)
 - Deep Tray - 355 x 405 x 150mm (internal)



Easy disassembly & cleaning



CRSM1/18/6S4D

Item	Description	Weight
CRSM1/18/2S6D	2 x 100mm, 6 x 150mm Trays	41.7kg
CRSM1/18/3S6D	3 x 100mm, 6 x 150mm Trays	44.1kg
CRSM1/18/4S5D	4 x 100mm, 5 x 150mm Trays	42.8kg
CRSM1/18/5S5D	5 x 100mm, 5 x 150mm Trays	44.3kg
CRSM1/18/6S4D	6 x 100mm, 4 x 150mm Trays	43.9kg
CRSM1/18/8D	8 x 150mm Trays	43.3kg

Options / Accessories

- Castors & Ring Buffers - page 70
- Trays, Shelves, Dividers & Labels - page 71



CRSM2/18/8S10D -
shown with optional C004



CRSM2/18/16D

Item	Description	Weight
CRSM2/18/4S12D	4 x 100mm, 12 x 150mm Trays	72.1kg
CRSM2/18/6S12D	6 x 100mm, 12 x 150mm Trays	77.1kg
CRSM2/18/8S10D	8 x 100mm, 10 x 150mm Trays	75.4kg
CRSM2/18/10S10D	10 x 100mm, 10 x 150mm Trays	78.4kg
CRSM2/18/12S8D	12 x 100mm, 8 x 150mm Trays	77.7kg
CRSM2/18/16D	16 x 150mm Trays	74.6kg

Caretray Racks - Stainless Steel, Static, Single & Double Column

Features

- Static, single & double column easy clean racks
- Quick & easy disassembly, assists thorough & deep cleaning
- Seamlessly welded, one-piece 304 grade stainless steel frame
- Recyclable polypropylene one-piece top & side panels, smooth surfaces & radiused edges assists cleaning (compatible with steam cleaning)
 - Side Panels - Incorporate runners with positive stops preventing trays from being accidentally withdrawn (symmetrical design allows tray insertion from either side)
- Translucent, impact-resistant trays & dividers, smooth surfaces & radiused edges assists cleaning (compatible with steam cleaning / high temperature machine washing)
- Trays feature an integral handle with a plastic clip-on label cover (coloured labels supplied - white, blue, green, yellow & red)
- Each tray supplied with 2 x long & 2 x short dividers
- Max load per tray 5kg
- Adjustable feet allow levelling on uneven floors

Dimensions (w x d x h)

- Overall Dimensions
 - Single Column - 550 x 550 x 1685mm
 - Double Column - 1005 x 550 x 1685mm
- Plastic Top
 - Single Column - 455 x 455 (internal) at height 1645mm
 - Double Column - 915 x 455 (internal) at height 1645mm
- Trays
 - Shallow Tray - 355 x 405 x 100mm (internal)
 - Deep Tray - 355 x 405 x 150mm (internal)

Item	Description	Weight
CRSS1/16/2S6D	2 x 100mm, 6 x 150mm Trays	38.4kg
CRSS1/16/3S6D	3 x 100mm, 6 x 150mm Trays	40.8kg
CRSS1/16/4S5D	4 x 100mm, 5 x 150mm Trays	39.5kg
CRSS1/16/5S5D	5 x 100mm, 5 x 150mm Trays	41.0kg
CRSS1/16/6S4D	6 x 100mm, 4 x 150mm Trays	40.6kg
CRSS1/16/8D	8 x 150mm Trays	40.0kg



CRSS1/16/6S4D



Easy disassembly & cleaning

Options / Accessories

- Trays, Shelves, Dividers & Labels - page 71



CRSS2/16/8S10D



CRSS2/16/16D

Item	Description	Weight
CRSS2/16/4S12D	4 x 100mm, 12 x 150mm Trays	71.1kg
CRSS2/16/6S12D	6 x 100mm, 12 x 150mm Trays	74.0kg
CRSS2/16/8S10D	8 x 100mm, 10 x 150mm Trays	72.3kg
CRSS2/16/10S10D	10 x 100mm, 10 x 150mm Trays	75.3kg
CRSS2/16/12S8D	12 x 100mm, 8 x 150mm Trays	74.6kg
CRSS2/16/16D	16 x 150mm Trays	71.5kg

Caretray Trolleys - Mild Steel, Low Level, Single & Double Column

Features

- Low level, single & double column easy clean procedure trolleys
- Quick & easy disassembly, assists thorough & deep cleaning
- Recyclable polypropylene one-piece top & side panels, smooth surfaces & radiused edges assists cleaning (compatible with steam cleaning)
 - Top Panel - Raised edges on three sides provide defined grab points to act as push handles, whilst an integral rim at the front contains spillages (max load 30kg)
 - Side Panels - Incorporate runners with positive stops preventing trays from being accidentally withdrawn (symmetrical design allows tray insertion from either side)
- Carerail fitted to either side support a wide range of accessories
- Translucent, impact-resistant trays & dividers, smooth surfaces & radiused edges assists cleaning (compatible with steam cleaning / high temperature machine washing)
- Trays feature an integral handle with a plastic clip-on label cover (coloured labels supplied - white, blue, green, yellow & red)
- Each tray supplied with 2 x long & 2 x short dividers
- Max load per tray 5kg
- Polyurethane ring buffers offer protection to both the trolley & fabric of the building
- 100mm pressed steel castors, 2 off braking

Dimensions (w x d x h)

- Overall Dimensions
 - Single Column - 550 x 550 x 807mm
 - Double Column - 1005 x 550 x 807mm
- Plastic Top
 - Single Column - 455 x 455 (internal) at height 782mm
 - Double Column - 915 x 455 (internal) at height 782mm
- Trays
 - Shallow Tray - 355 x 405 x 100mm (internal)
 - Deep Tray - 355 x 405 x 150mm (internal)

Standard Colours

- Paint - Spearmint



CTM1/08/3S1D



Easy disassembly & cleaning



CTM1/08/3S1D - shown with optional CT/WF, SBH/15 & CT/ALC

Item	Description	Weight
CTM1/08/1S2D	1 x 100mm, 2 x 150mm Trays	20.9kg
CTM1/08/3D	3 x 150mm Trays	21.2kg
CTM1/08/3S1D	3 x 100mm, 1 x 150mm Trays	22.0kg
CTM1/08/4S	4 x 100mm Trays	21.6kg

Options / Accessories

- Locking & Security - page 54
- Overbridge & Tilt Bins - page 60
- Defibrillator Platform - page 61
- Carerail Mounted - page 62
- Laptop Holders - page 68
- Castors & Ring Buffers - page 70
- Trays, Shelves, Dividers & Labels - page 71



CTM2/08/4S3D



CTM2/08/6S2D

Item	Description	Weight
CTM2/08/3S4D	3 x 100mm, 4 x 150mm Trays	36.8kg
CTM2/08/4S3D	4 x 100mm, 3 x 150mm Trays	36.4kg
CTM2/08/6D	6 x 150mm Trays	36.0kg
CTM2/08/6S2D	6 x 100mm, 2 x 150mm Trays	37.6kg
CTM2/08/7S1D	7 x 100mm, 1 x 150mm Trays	37.2kg
CTM2/08/8S	8 x 100mm Trays	36.8kg

Caretray Trolleys - Mild Steel, Standard Level, Single & Double Column

Features

- Standard level, single & double column easy clean procedure trolleys
- Quick & easy disassembly, assists thorough & deep cleaning
- Recyclable polypropylene one-piece top & side panels, smooth surfaces & radiused edges assists cleaning (compatible with steam cleaning)
 - Top Panel - Raised edges on three sides provide defined grab points to act as push handles, whilst an integral rim at the front contains spillages (max load 30kg)
 - Side Panels - Incorporate runners with positive stops preventing trays from being accidentally withdrawn (symmetrical design allows tray insertion from either side)
- Carerails fitted to either side support a wide range of accessories
- Translucent, impact-resistant trays & dividers, smooth surfaces & radiused edges assists cleaning (compatible with steam cleaning / high temperature machine washing)
- Trays feature an integral handle with a plastic clip-on label cover (coloured labels supplied - white, blue, green, yellow & red)
- Each tray supplied with 2 x long & 2 x short dividers
- Max load per tray 5kg
- Polyurethane ring buffers offer protection to both the trolley & fabric of the building
- 100mm pressed steel castors, 2 off braking

Dimensions (w x d x h)

- Overall Dimensions
 - Single Column - 550 x 550 x 993mm
 - Double Column - 1005 x 550 x 993mm
- Plastic Top
 - Single Column - 455 x 455 (internal) at height 968mm
 - Double Column - 915 x 455 (internal) at height 968mm
- Trays
 - Shallow Tray - 355 x 405 x 100mm (internal)
 - Deep Tray - 355 x 405 x 150mm (internal)

Standard Colours

- Paint - Spearmint

Item	Description	Weight
CTM1/10/1S3D	1 x 100mm, 3 x 150mm Trays	27.5kg
CTM1/10/3S2D	3 x 100mm, 2 x 150mm Trays	28.6kg
CTM1/10/4D	4 x 150mm Trays	27.9kg
CTM1/10/4S1D	4 x 100mm, 1 x 150mm Trays	28.3kg
CTM1/10/6S	6 x 100mm	29.4kg



Easy disassembly & cleaning



CTM1/10/3S2D

Options / Accessories

- Locking & Security - page 54
- Overbridge & Tilt Bins - page 60
- Defibrillator Platform - page 61
- Carerail Mounted - page 62
- Laptop Holders - page 68
- Castors & Ring Buffers - page 70
- Trays, Shelves, Dividers & Labels - page 71



CTM2/10/6S4D



CTM2/10/8D

Item	Description	Weight
CTM2/10/3S6D	3 x 100mm, 6 x 150mm Trays	46.0kg
CTM2/10/4S5D	4 x 100mm, 5 x 150mm Trays	45.6kg
CTM2/10/5S4D	5 x 100mm, 4 x 150mm Trays	45.3kg
CTM2/10/6S4D	6 x 100mm, 4 x 150mm Trays	46.7kg
CTM2/10/8D	8 x 150mm Trays	45.2kg
CTM2/10/8S2D	8 x 100mm, 2 x 150mm Trays	46.0kg

Caretray Trolleys - Mild Steel, High Level, Single & Double Column

Features

- High level, single & double column easy clean procedure trolleys
- Quick & easy disassembly, assists thorough & deep cleaning
- Recyclable polypropylene one-piece top & side panels, smooth surfaces & radiused edges assists cleaning (compatible with steam cleaning)
 - Top Panel - Raised edges on three sides provide defined grab points to act as push handles, whilst an integral rim at the front contains spillages (max load 30kg)
 - Side Panels - Incorporate runners with positive stops preventing trays from being accidentally withdrawn (symmetrical design allows tray insertion from either side)
- Carerail fitted to either side support a wide range of accessories
- Translucent, impact-resistant trays & dividers, smooth surfaces & radiused edges assists cleaning (compatible with steam cleaning / high temperature machine washing)
- Trays feature an integral handle with a plastic clip-on label cover (coloured labels supplied - white, blue, green, yellow & red)
- Each tray supplied with 2 x long & 2 x short dividers
- Max load per tray 5kg
- Polyurethane ring buffers offer protection to both the trolley & fabric of the building
- 100mm pressed steel castors, 2 off braking

Dimensions (w x d x h)

- Overall Dimensions
 - Single Column - 550 x 550 x 1410mm
 - Double Column - 1005 x 550 x 1410mm
- Plastic Top
 - Single Column - 455 x 455 (internal) at height 1385mm
 - Double Column - 915 x 455 (internal) at height 1385mm
- Trays
 - Shallow Tray - 355 x 405 x 100mm (internal)
 - Deep Tray - 355 x 405 x 150mm (internal)

Standard Colours

- Paint - Spearmint

Item	Description	Weight
CTM1/14/2S5D	2 x 100mm, 5 x 150mm Trays	36.2kg
CTM1/14/3S4D	3 x 100mm, 4 x 150mm Trays	35.8kg
CTM1/14/4S3D	4 x 100mm, 3 x 150mm Trays	35.4kg
CTM1/14/5S3D	5 x 100mm, 3 x 150mm Trays	37.3kg
CTM1/14/6D	6 x 150mm Trays	35.0kg
CTM1/14/8S1D	8 x 100mm, 1 x 150mm Trays	37.2kg



CTM1/14/4S3D

Easy disassembly & cleaning

Options / Accessories

- Locking & Security - page 54
- Carerail Mounted - page 62
- Castors & Ring Buffers - page 70
- Trays, Shelves, Dividers & Labels - page 71



CTM2/14/10S6D - shown with optional CTD2/14SS
(Double door fitted with Security Seal Lock)



CTM2/14/10S6D

Item	Description	Weight
CTM2/14/4S10D	2 x 100mm, 10 x 150mm Trays	60.6kg
CTM2/14/6S8D	6 x 100mm, 8 x 150mm Trays	62.8kg
CTM2/14/8S6D	8 x 100mm, 6 x 150mm Trays	62.3kg
CTM2/14/10S6D	10 x 100mm, 6 x 150mm Trays	65.0kg
CTM2/14/12D	12 x 150mm Trays	61.3kg
CTM2/14/16S2D	16 x 100mm, 2 x 150mm Trays	66.6kg

Caretray Racks - Mild Steel, Mobile, Single & Double Column

Features

- Mobile, single & double column easy clean racks
- Quick & easy disassembly, assists thorough & deep cleaning
- Recyclable polypropylene one-piece top & side panels, smooth surfaces & radiused edges assists cleaning (compatible with steam cleaning)
 - Top Panel - Raised edges on three sides provide defined grab points to act as push handles, whilst an integral rim at the front contains spillages (max load 30kg)
 - Side Panels - Incorporate runners with positive stops preventing trays from being accidentally withdrawn (symmetrical design allows tray insertion from either side)
- Translucent, impact-resistant trays & dividers, smooth surfaces & radiused edges assists cleaning (compatible with steam cleaning / high temperature machine washing)
- Trays feature an integral handle with a plastic clip-on label cover (coloured labels supplied - white, blue, green, yellow & red)
- Each tray supplied with 2 x long & 2 x short dividers
- Max load per tray 5kg
- Polyurethane ring buffers offer protection to both the rack & fabric of the building
- 100mm pressed steel castors, 2 off braking

Dimensions (w x d x h)

- Overall Dimensions
 - Single Column - 550 x 550 x 1782mm
 - Double Column - 1005 x 550 x 1782mm
- Plastic Top
 - Single Column - 455 x 455 (internal) at height 1757mm
 - Double Column - 915 x 455 (internal) at height 1757mm
- Trays
 - Shallow Tray - 355 x 405 x 100mm (internal)
 - Deep Tray - 355 x 405 x 150mm (internal)

Standard Colours

- Paint - Spearmint

Item	Description	Weight
CRMM1/18/2S6D	2 x 100mm, 6 x 150mm Trays	41.2kg
CRMM1/18/3S6D	3 x 100mm, 6 x 150mm Trays	43.6kg
CRMM1/18/4S5D	4 x 100mm, 5 x 150mm Trays	42.3kg
CRMM1/18/5S5D	5 x 100mm, 5 x 150mm Trays	43.8kg
CRMM1/18/6S4D	6 x 100mm, 4 x 150mm Trays	43.4kg
CRMM1/18/8D	8 x 150mm Trays	42.8kg

Easy disassembly & cleaning



CRMM1/18/6S4D

Options / Accessories

- Castors & Ring Buffers - page 70
- Trays, Shelves, Dividers & Labels - page 71



CRMM2/18/8S10D

Item	Description	Weight
CRMM2/18/4S12D	4 x 100mm, 12 x 150mm Trays	73.3kg
CRMM2/18/6S12D	6 x 100mm, 12 x 150mm Trays	76.3kg
CRMM2/18/8S10D	8 x 100mm, 10 x 150mm Trays	74.6kg
CRMM2/18/10S10D	10 x 100mm, 10 x 150mm Trays	77.6kg
CRMM2/18/12S8D	12 x 100mm, 8 x 150mm Trays	76.9kg
CRMM2/18/16D	16 x 150mm Trays	73.8kg



CRMM2/18/16D

Caretray Racks - Mild Steel, Static, Single & Double Column

Features

- Static, single & double column easy clean racks
- Quick & easy disassembly, assists thorough & deep cleaning
- Recyclable polypropylene one-piece top & side panels, smooth surfaces & radiused edges assists cleaning (compatible with steam cleaning)
 - Side Panels - Incorporate runners with positive stops preventing trays from being accidentally withdrawn (symmetrical design allows tray insertion from either side)
- Translucent, impact-resistant trays & dividers, smooth surfaces & radiused edges assists cleaning (compatible with steam cleaning / high temperature machine washing)
- Trays feature an integral handle with a plastic clip-on label cover (coloured labels supplied - white, blue, green, yellow & red)
- Each tray supplied with 2 x long & 2 x short dividers
- Max load per tray 5kg
- Adjustable feet allow levelling on uneven floors

Dimensions (w x d x h)

- Overall Dimensions
 - Single Column - 550 x 550 x 1670-1685mm
 - Double Column - 1005 x 550 x 1670-1685mm
- Plastic Top
 - Single Column - 455 x 455 (internal) at height 1645mm
 - Double Column - 915 x 455 (internal) at height 1645mm
- Trays
 - Shallow Tray - 355 x 405 x 100mm (internal)
 - Deep Tray - 355 x 405 x 150mm (internal)

Dimensions (w x d x h)

- Paint - Spearmint

Item	Description	Weight
CRMS1/16/2S6D	2 x 100mm, 6 x 150mm Trays	38.4kg
CRMS1/16/3S6D	3 x 100mm, 6 x 150mm Trays	39.5kg
CRMS1/16/4S5D	4 x 100mm, 5 x 150mm Trays	39.5kg
CRMS1/16/5S5D	5 x 100mm, 5 x 150mm Trays	41.0kg
CRMS1/16/6S4D	6 x 100mm, 4 x 150mm Trays	40.6kg
CRMS1/16/8D	8 x 150mm Trays	39.6kg



Easy disassembly & cleaning



CRMS1/16/6S4D

Options / Accessories

- Trays, Shelves, Dividers & Labels - page 71



CRMS2/16/16D



CRMS2/16/8S10D

Item	Description	Weight
CRMS2/16/4S12D	4 x 100mm, 12 x 150mm Trays	70.2kg
CRMS2/16/6S12D	6 x 100mm, 12 x 150mm Trays	73.2kg
CRMS2/16/8S10D	8 x 100mm, 10 x 150mm Trays	72.3kg
CRMS2/16/10S10D	10 x 100mm, 10 x 150mm Trays	75.3kg
CRMS2/16/12S8D	12 x 100mm, 8 x 150mm Trays	74.6kg
CRMS2/16/16D	16 x 150mm Trays	71.5kg

Locking

Features

- Doors available as either
 - Solid Grade Laminate - Single / double column units
 - Clear Acrylic - Single column units only
- Back panels are solid grade laminate, secures the contents of the trolley (removable to assist cleaning)
- Available for both single & double column units (mild & stainless steel)
 - Single Column Units - Single door
 - Double Column Units - Double door, features a return to ensure that only one lock is required to secure both doors
- 270-degree opening hinges allow the doors to fold flat against the sides of the trolley
- Four locking options
 - CAM Lock with Wing Handle - Solid grade laminate / clear acrylic
 - Electronic Push Button Lock - Solid grade laminate / clear acrylic
 - High Security Bolt Lock - Solid grade laminate only
 - Security Seal Lock - Solid grade laminate / clear acrylic
- Factory fitted



HSB



SS



CA



EPB



CTM1/10/3S2D/CTDC1/10SS



CTM2/10/6S4D/CTD2/10EPB



CTM1/10/3S2D/CTD1/10HSB



CTM1/14/3S1D/CTD1/14CA

CAM Lock with Wing Handle

Features

- Supplied with two keys
- Wing handle can operate independently of the key
- Locks keyed to differ, alike on request



CTM1/08/3S1D/CTD1/08CA



CTM1/10/3S2D/CTDC1/10CA

Description	Solid Grade Laminate	Clear Acrylic	Weight
Low Level, Single Column	CTD1/08CA	CTDC1/08CA	2.7kg
Low Level, Double Column	CTD2/08CA	-	5.3kg
Standard Level, Single Column	CTD1/10CA	CTDC1/10CA	3.5kg
Standard Level, Double Column	CTD2/10CA	-	6.8kg
High Level, Single Column	CTD1/14CA	CTDC1/14CA	5.3kg
High Level, Double Column	CTD2/14CA	-	10.3kg

Electronic Push Button Lock

Features

- Uses a 10-button keypad
- Easy programming & code change
- Four operating codes with differing levels of authority - Master / Sub-Master / User / Technician
- User codes are 4 digits
- Master & sub-master codes are 8 digits
- 15,000 openings on 2 x AAA cells (supplied)
- Low battery warning with failure override using 9v battery across LED's (+/-) & master code



CTM1/08/3S1D/CTD1/08EPB



CTM1/10/3S2D/CTDC1/10EPB

Description	Solid Grade Laminate	Clear Acrylic	Weight
Low Level, Single Column	CTD1/08EPB	CTDC1/08EPB	2.9kg
Low Level, Double Column	CTD2/08EPB	-	5.5kg
Standard Level, Single Column	CTD1/10EPB	CTDC1/10EPB	3.7kg
Standard Level, Double Column	CTD2/10EPB	-	7.0kg
High Level, Single Column	CTD1/14EPB	CTDC1/14EPB	5.5kg
High Level, Double Column	CTD2/14EPB	-	10.5kg

High Security Bolt-Lock

Features

- Supplied with two keys



CTM1/10/3S2D/CTD1/10/HSB

Description	Solid Grade Laminate	Weight
Low Level, Single Column	CTD1/08HSB	2.9kg
Low Level, Double Column	CTD2/08HSB	5.6kg
Standard Level, Single Column	CTD1/10HSB	3.6kg
Standard Level, Double Column	CTD2/10HSB	7.1kg
High Level, Single Column	CTD1/14HSB	5.3kg
High Level, Double Column	CTD2/14HSB	10.6kg

Security Seal Lock

Features

- Accepts standard plastic security seals (order separately)



CTM1/08/3S1D/CTD1/08SS



CTM1/10/3S2D/CTDC1/10SS

Description	Solid Grade Laminate	Clear Acrylic	Weight
Low Level, Single Column	CTD1/08SS	CTDC1/08SS	2.6kg
Low Level, Double Column	CTD2/08SS	-	5.2kg
Standard Level, Single Column	CTD1/10SS	CTDC1/10SS	3.7kg
Standard Level, Double Column	CTD2/10SS	-	6.7kg
High Level, Single Column	CTD1/14SS	CTDC1/14SS	5.2kg
High Level, Double Column	CTD2/14SS	-	10.2kg

Security Clamp

Features

- Allows the trolley to be secured to the 'fabric of the building'



Important Note - Security Clamps

It is a requirement that when the trolley is not in use it should be secured to the 'fabric of the building'. Not only does this prevent casual theft, i.e. trolleys being pushed to an isolated area & broken into, but also encourages good nursing practice, giving the trolley a "permanent home".


"Safe & Secure Handling of Medicines - Royal Pharmaceutical Society, GB-March 2005"

Item	Description	Cable Length	Weight
MT/1/6F	Security Clamp	950mm	0.75kg

Security Seals

Features

- Snap on plastic security seals
- Pack of 100



Item	Description
2PLCO026	Security Seals

Overbridge

Features

- Attaches to the rear uprights of the trolley (increases overall height by 625mm)
- Available as either painted mild steel or self-colour stainless steel
- Provides a fixing location for tilt bins (order separately)
- Compatible with single column trolleys only
- Factory fitted only

Standard Colours

- Paint - Grey White
- Stainless Steel - Self Colour



CTRESUSM1/10/3S2D/SS fitted with
CT/OB/MS, TBIN4/MS, TBIN5/MS & TBIN6/MS

Item	Description	Weight
CT/OB/MS	Overbridge - Mild Steel	2.0kg
CT/OB/SS	Overbridge - Stainless Steel	2.0kg

Tilt Bins

Features

- Available with 4, 5 or 6 compartments
- Clear bins provide visible storage & assists organisation
- Bins tilt to 45° allowing easy access of contents, & can be removed to assist refilling / cleaning
- Label holder for easy identification
- Retaining bar secures bins in place, preventing from tipping forward during transit
- Supplied with a mild / stainless steel mounting

Dimensions (w x d x h)

- TBIN4 - 143 x 127 x 190mm
- TBIN5 - 108 x 95 x 146mm
- TBIN6 - 89 x 67 x 95mm

Standard Colours

- Plastic - Cream
- Paint - Grey White



Label Holder



Tilts to 45°

Mild Steel	Stainless Steel	Description	Dimensions (w x d x h)	Weight
TBIN4/MS	TBIN4/SS	Four Compartment	600 x 171 x 207mm	2.3kg
TBIN5/MS	TBIN5/SS	Five Compartment	600 x 135 x 164mm	1.6kg
TBIN6/MS	TBIN6/SS	Six Compartment	600 x 93 x 113mm	0.9kg

Adjustable Defibrillator Platform

Features

- Compatible with all popular defibrillators
- Defibrillator supported on a 365mm wide platform & is held securely in place using a clamp (adjusts using a handwheel 205 - 380mm)
- Platform mounted on an arm that swings 90 degrees from the worksurface & can be locked in position using a tensioning knob (rotates 360 degrees)
- Base of platform sits 130mm above the top of the trolley
- Fitted to the rear left hand upright of the trolley
- Maximum capacity 6kg
- Factory fitted

Standard Colours

- Paint - Grey White

Dimensions (w x d x h)

- 477 x 365 x 642mm (increases overall height by 170mm)



Item	Description	Weight
CT/DEFIB	Adjustable Defibrillator Platform	5.5kg

Carerail Mounted

Alcohol Gel Holder

Features

- Accepts bottles with 90 x 90mm square base
- Fitted with a 15mm hook

Standard Colours

- Paint - Grey White

Dimensions (w x d x h)

- 95 x 110 x 115mm



Item	Description	Weight
CT/ALC	Alcohol Gel Holder	0.3kg

Airway Tube Holder

Features

- Internal dimensions of holder 95 x 50 x 510mm
- Outer sleeve removable for cleaning
- Fitted with a 15mm hook

Standard Colours

- Paint - Grey White

Dimensions (w x d x h)

- 140 x 70 x 555mm



Item	Description	Weight
CT/AIR	Airway Tube Holder	1.4kg

Debris Bin & Bracket

Features

- Plastic debris bin & bracket
- Fitted with a 15mm hook

Standard Colours

- Paint - Grey White

Dimensions (w x d x h)

- Overall Dimensions - 210 x 164 x 109mm
- Internal Dimensions - 195 x 130 x 95mm



Item	Description	Weight
CT/BIN	Debris Bin & Bracket	0.4kg

Bowl Support & Bracket

Features

- Suitable for use with 360mm diameter stainless or polythene bowls (order separately)
- Bowl retaining ring fitted with removable anti-static spiral buffers to support bowls

Standard Colours

- Paint - Grey White
- Stainless Steel

Dimensions (w x d x h)

- 510 x 360 x 325mm

Options / Accessories

- 2MECO079 - 360mm Diameter, Stainless Steel Bowl
- 2PLCO054 - 360mm Diameter, Polythene Bowl



Item	Description	Weight
CT/BOW	Bowl Support & Bracket	2.5kg

Bucket Support & Bracket

Features

- Suitable for use with 15-litre graduated stainless steel buckets (order separately)
- Bucket retaining ring fitted with removable anti-static spiral buffers to support the bucket

Standard Colours

- Paint - Grey White
- Stainless Steel

Dimensions (w x d x h)

- 510 x 360 x 335mm

Options / Accessories

- 2MECO081 - 15-litre Graduated Stainless Steel Bucket



Item	Description	Weight
CT/BUC	Bucket Support & Bracket	3.9kg

Document Holder

Features

- Suitable for A4 ring binders or foolscap notes (pocket size 274 x 63mm)
- Fitted with a 15mm hook

Standard Colours

- Paint - Grey White

Dimensions (w x d x h)

- 275 x 82 x 402mm



Item	Description	Weight
CT/DH/A4	Document Holder	1.7kg

Carerail Mounted

Catheter Racks

Features

- Available with 2 or 5 sections
- Clear perspex panel provides visibility of contents, & can be removed to assist cleaning
- Fitted with a 15mm hook

Standard Colours

- Paint - Grey White

Dimensions (w x d x h)

- Sections - 64 x 75 x 400mm (internal)



Item	Description	Dimensions (w x d x h)	Weight
CT/CR2	Two Section	130 x 108 x 405mm	1.4kg
CT/CR5	Five Section	325 x 108 x 405mm	3.0kg

Cylinder Holder, C/CD/D Size

Features

- Compatible with C/CD/D size cylinders (max diameter 100mm)
- Cylinder held in position using a chain, whilst a rubber pad protects wear points & reduces noise

Standard Colours

- Paint - Grey White

Dimensions (w x d x h)

- 145 x 135 x 400mm



Oxygen cylinder not supplied

Item	Description	Weight
CT/CYD	Cylinder Holder, C/CD/D Size	1.4kg

Infusion Pole & Bracket

Features

- Two hook infusion pole & bracket (pole length 1,160mm)
- Attaches to upper carerail
- Maximum capacity on hooks 2kg

Standard Colours

- Paint - Grey White
- Stainless Steel

Dimensions (w x d x h)

- 238 x 104 x 1160mm



Item	Description	Weight
CT/IV	Infusion Pole & Bracket	1.6kg

Phlebotomy Armrest

Features

- Fully adjustable easy clean moulded polyurethane armrest
- Attaches to lower carerail

Standard Colours

- Paint - Grey White
- Stainless Steel

Dimensions (w x d x h)

- Armrest Pad - 350 x 120 x 40mm



Item	Description	Weight
CT/PARM	Phlebotomy Armrest	2.1kg

Sharps Box Bracket, Universal

Features

- Compatible with the following brackets (customer to supply & fit the plastic brackets - fixings provided)
- Daniels Healthcare
 - POUDS® Wall-Bracket (up to 5L) - SHARPSGUARD® mini, 1, 2.5, 3.75, 5 & com plus
 - POUDS® Wall-Bracket (7L & above) - SHARPSGUARD® 7, 11.5 & 22
- Frontier (Sharpsafe) - 2, 3, 4 & 7
- Sharpak Healthcare - Sharpak 18, 35, 60, 120 & 220 PLUS
- Fitted with a 15mm hook

Standard Colours

- Paint - Grey White

Dimensions (w x d x h)

- 75 x 32 x 152mm



Plastic brackets not supplied

Item	Description	Weight
CT/SBB/15	Sharps Box Bracket, Universal	0.2kg

Suction Pump Shelf

Features

- Compatible with all popular suction pumps
- Shelf provides an area 415 x 300mm (w x d)
- 30mm upstand at front of shelf
- Corner bumpers offer protection to both the trolley & fabric of the building
- Floor to base of shelf at height - 180mm
- Maximum capacity - 15kg

Standard Colours

- Paint - Grey White

Dimensions (w x d x h)

- 460 x 245 x 390mm



Item	Description	Weight
CT/SPS	Suction Pump Shelf	5.0kg

Carerail Mounted

Waste Bin & Bracket

Features

- 8 Litre plastic swing bin & metal support frame
- Fitted with 15mm hook

Standard Colours

- Paint - Grey White
- Bin - Cream

Dimensions (w x d x h)

- 8 Litre Plastic Swing Bin - 220 x 190 x 370mm



Item	Description	Weight
CT/WB	Waste Bin & Bracket	0.6kg

Work Flap

Features

- Fold down flap (provides work area 300 x 455mm)
- Machined from solid grade laminate allowing for easy cleaning
- Maximum capacity 2kg

Standard Colours

- Paint - Grey White
- Solid Grade Laminate - Grey White

Dimensions (w x d x h)

- 325 x 465 x 70mm



Item	Description	Weight
CT/WF	Work Flap	3.2kg

Apron Dispenser, Roll

Features

- Suitable for use with roll type aprons, maximum width 415mm
- Fitted with a 15mm hook

Standard Colours

- Paint - Grey White

Dimensions (w x d x h)

- 434 x 187 x 222mm



Item	Description	Weight
DAR/1/15	Apron Dispenser, Roll	2.2kg

Glove, Mask Box Holder, One Box

Features

- Accommodates glove & mask boxes up to 150mm in width
- Box presented in portrait orientation
- Fitted with a 15mm square hook

Standard Colours

- Paint - Grey White

Dimensions (w x d x h)

- 143 x 122 x 177mm



Item	Description	Weight
GMBH/15	One Box, 15mm Square Hook	0.6kg

Glove, Mask Box Holder, Three Box

Features

- Plastic coated wire frame
- Accommodates glove & mask boxes up to 150mm in width
- Boxes presented in landscape orientation
- Fitted with a 15mm square hook

Standard Colours

- Paint - White

Dimensions (w x d x h)

- 290 x 141 x 405mm



Item	Description	Weight
DG/3/15	Three Box, 15mm Square Hook	0.8kg

Sharps Box Holder

Features

- Accepts sharps boxes up to seven litres capacity
- Sharps box secured using a rubber band fitted with a toggle
- Fitted with a 15mm hook

Standard Colours

- Paint - Grey White

Dimensions (w x d x h)

- 127 x 118 x 230mm



Item	Description	Weight
SBH/15	Sharps Box Holder	0.5kg

Laptop Holder, Removable, Swing Arm


Features

- Three section swing arm offering height, rotation & angle adjustment
- Compatible with all standard height trolleys
- Fitted to the rear right upright of the trolley
- Laptop supported in a cradle, fitted with adjustable wing arms
- Laptop can be secured using a security clamp (supplied)*
- Adjustable to accept laptops 280 - 435 x 22mm (w x h)
- Maximum capacity 2.0kg
- Design allows easy access to laptop ports
- Factory fitted only

*Not compatible with Dell laptops using the N17 wedge lock system

Standard Colours

- Paint - Grey White



Item	Description	Weight
CT/LHR/S	Removable, Swing Arm	5.4kg

Laptop Holder, Non-Removable, Swing Arm

Features

- Three section swing arm offering height, rotation & angle adjustment
- Compatible with all standard height trolleys
- Fitted to the rear right upright of the trolley
- Laptop supported in a cradle fitted with a steel mounting bracket, fixed using either nyloc or wing nuts
- Laptop can be secured using a security clamp (supplied)*
- Adjustable to accept laptops 280 - 435 x 22mm (w x h)
- Maximum capacity 2.0kg
- Design allows easy access to laptop ports
- Factory fitted only

*Not compatible with Dell laptops using the N17 wedge lock system

Standard Colours

- Paint - Grey White



Item	Description	Weight
CT/LHNR/S	Non-Removable, Swing Arm	5.7kg

Polymer Castors

Features

- Offers reduced rolling resistance making the trolley easier to manoeuvre & lowers noise levels
- Smooth surfaces assist cleaning
- Supplied as a set of 4 castors
 - 2 x braking / 2 x non-braking
 - 4 x braking
 - 4 x non-braking
- Factory fitted only



C004

Item	Description	Weight
C004	100mm, Grey White Polymer, 2 x Braking / 2 x Non-Braking (set of 4)	2.0kg
C005	100mm, Grey White Polymer, 4 x Braking (set of 4)	2.0kg
C006	100mm, Grey White Polymer, 4 x Non-Braking (set of 4)	2.0kg

Ring Buffers

Features

- Set of four ring buffers
- Offers protection to both the trolley & fabric of the building
- Increases the length & width of trolley by approx. 80mm
- Factory fitted



Item	Description	Weight
ZP010	Ring Buffers (set of four)	0.3kg

Trays

Features

- 100/150mm deep translucent high impact plastic trays with integral handle (max load per tray 5kg)
- Each tray is supplied with plastic clip on label cover & four removable dividers (2 x long & 2 x short)
- Trays are supplied without coloured label strips (see CT/LAB)

Internal Dimensions (w x d x h)

- CT/TRAY/S - 355 x 405 x 100mm
- CT/TRAY/D - 355 x 405 x 150mm



Item	Description	Weight
CT/TRAY/S	100mm Shallow Tray	1.5kg
CT/TRAY/D	150mm Deep Tray	1.8kg

Dividers

Features

- 100/150mm deep translucent dividers
- Supplied as a set of 2 x long & 2 x short



Item	Description	Weight
CT/DIV/S	Set of 4 dividers for 100mm Shallow Tray	0.6kg
CT/DIV/D	Set of 4 dividers for 150mm Deep Tray	0.4kg

Labels, Coloured

Features

- Coloured labels - Red / Yellow / Green / Blue / White
- Labels position beneath the clip-on label cover on the plastic trays
- Supplied as a set of 6 sheets

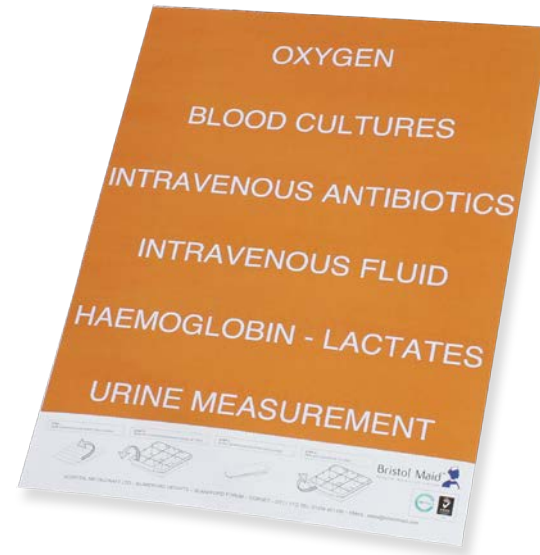


Item	Description
CT/LAB	Labels - Coloured

Labels, Sepsis Six

Features

- Labels to support the delivery of 'The Sepsis Six'
- Printed Oxygen / Blood Cultures / Intravenous Antibiotics / Intravenous Fluid / Haemoglobin & Lactates / Urine Measurement
- Labels position beneath the clip-on label cover on the plastic trays
- Supplied as a set of 6 labels



Item	Description
CT/LAB/SEP	Labels - Sepsis Six

Flat Shelf, Removable

Features

- Solid grade laminate (max load per shelf 5kg)
- Supported on the runner guides (non-pull out)

Standard Colours

- Solid Grade Laminate - Grey White

Dimensions (w x d x h)

- 413 x 457 x 4mm



Item	Description	Weight
CT/FS	Flat Shelf - Removable	1.1kg

Full Width Shelf, Removable

Features

- Solid grade laminate (max load per shelf 5kg)
- Supported on the trolley frame

Standard Colours

- Solid Grade Laminate - Grey White

Dimensions (w x d x h)

- Overall Dimensions - 480 x 480 x 4mm



Item	Description	Weight
CT/FWS	Full Width Shelf, Removable	1.3kg



Chart Trolleys, Workstations, Room Dividers & Screens

Fixed Height Trolleys	76
Fixed Height Workstations	78
Variable Height Workstations	80
Chart Boards	82
Document Holders	83
Room Dividers	84
Mobile Screen - Curtain	86
Mobile Screen - Solid	87

Caretray Trolley - Chart

Features

- Single & double column easy clean fixed height chart trolleys
- Angle adjustable chartboard fitted with a spring clip (adjustable 7 - 45 degrees)
- Lower lip on chartboard to support pens etc.
- Quick & easy disassembly, assists thorough & deep cleaning
- Fully welded mild steel frame
- Recyclable polypropylene one-piece side panels, smooth surfaces & radiused edges assists cleaning (compatible with steam cleaning)
 - Side Panels - Incorporate runners with positive stops preventing trays from being accidentally withdrawn (symmetrical design allows tray insertion from either side)
- Carerails fitted to either side (2 x L/H, 1 x R/H) support a wide range of accessories
- Drop down work flap fitted to R/H side
- Translucent, impact-resistant trays & dividers, smooth surfaces & radiused edges assists cleaning (compatible with steam cleaning / high temperature machine washing)
- Trays feature an integral handle with a plastic clip-on label cover (coloured label strips supplied - white, blue, green, yellow & red)
- 100 / 150mm deep trays, can be subdivided in both length & width using removable dividers (max load 5kg)
- 2 x long & 2 x short dividers supplied with each tray
- 100mm pressed steel castors, 2 off braking

Dimensions (w x d x h)

- Overall Dimensions
 - Single Column - 550 x 665 x 1115 - 1450mm
 - Double Column - 1005 - 665 x 1115 - 1450mm
- Usable Chart Area
 - Single Column - 500 x 530mm
 - Double Column - 800 x 530mm
- Work Flap - 420 x 290mm (w x d)
- Trays
 - Shallow Tray - 355 x 405 x 100mm (internal)
 - Deep Tray - 355 x 405 x 150mm (internal)

Single Column

Description	Item	Weight
3 x 100mm, 2 x 150mm Trays	CTCHARM1/10/3S2D	33.2kg
4 x 100mm, 1 x 150mm Trays	CTCHARM1/10/4S1D	32.9kg



CTCHARM1/10/3S2D

Standard Colours

- Paint - White
- Chartboard / Work Flap - White

Accessories

- Carerail Mounted - page 62
- Laptop Holders - page 68
- Castors & Ring Buffers - page 70
- Trays, Shelves, Dividers & Labels - page 71



Angle adjustable chartboard
(adjustable 0 - 50 degrees)



CTCHARM2/10/6S4D

Double Column

Description	Item	Weight
6 x 100mm, 4 x 150mm Trays	CTCHARM2/10/6S4D	53.2kg
8 x 100mm, 2 x 150mm Trays	CTCHARM2/10/8S2D	51.2kg

Chart Workstations - Fixed Height

Features

- Fixed height chart workstation
- Angle adjustable chart board fitted with a spring clip (adjustable 0 - 50 degrees)
- Usable chart area 800 x 530mm (w x h)
- Lower lip on chart board to support pens etc.
- Fully welded mild steel frame
- Carerails fitted to each side of the trolley (2 x L/H, 1 x R/H) to support a wide range of accessories
- Drop down work flap fitted to R/H side
- 100mm pressed steel castors, 2 off braking

Dimensions (w x d x h)

- Overall Dimensions - 1010 x 550 - 620 x 1040 - 1450mm
- Usable Chart Area - 800 x 530mm
- Work Flap - 420 x 290mm (w x d)

Standard Colours

- Paint - White
- Chartboard / Work Flap - White

Accessories

- Carerail Mounted - page 62
- Castors & Ring Buffers - page 70



CWF/80/SP

Item	Description	Weight
CWF/80	Chart Workstation - Fixed Height	23.0kg
CWF/80/SP	Chart Workstation - Fixed Height, Storage Pocket	33.0kg



Angle adjustable chartboard
(0 - 50 degrees)



CWF/80

Chart Workstations - Variable Height

Features

- Height adjustable using a gas damper (795 - 1075mm)
- Angle adjustable chartboard fitted with spring clips (adjustable 0 - 90 degrees)
- Chartboard available in two sizes (w x h)
 - Small - 790 x 700mm
 - Large - 790 x 800mm
- Lower lip on chartboard to support pens etc
- Slide out shelf at front
- Document storage pocket on side to accept patients notes, ring binders, etc
- 80mm swivel castors, 2 off braking

Dimensions (w x d x h)

- Overall Dimensions - 800 x 700 / 800 x 1095mm
- Document Storage Pocket - 75 x 255 x 360mm (internal)

Standard Colours

- Paint - White
- Chartboard - White

Accessories

- ZP010 - 100mm Ring Buffers



Item	Description	Weight
CB/100/A	Chart Workstation - Variable Height, Small, 700mm High Board	40.0kg
CB/100/B	Chart Workstation - Variable Height, Large, 800mm High Board	41.0kg

CB/100/A

Other products that you may be interested in...

See Pages 366 & 367

Technical Seating - Tech Chairs & Stools



5TS/TEC/M/VVMA



5TS/TEC/H/VVNR



5TS/TES/H/VVNR

Chart Boards - A4 & A3

Features

- A4 one spring clip (holds one chart 220 x 280mm)
- A3 two spring clips (holds one chart 450 x 280mm or two charts 220 x 280mm)
- Available with a 30 or 50mm mild steel square hook

Standard Colours

- White



Item	Description	Overall Dimensions (w x d x h)	Weight
A4 Chart Board			
CB005	A4, 30mm Hook	230 x 80 x 370mm	0.5kg
CB010	A4, 50mm Hook	230 x 100 x 370mm	0.5kg
A3 Chart Board			
CB015	A3, 30mm Hook	460 x 80 x 370mm	0.8kg
CB020	A3, 50mm Hook	460 x 100 x 370mm	0.8kg

Document Holders - A4 & A3

Features

- A4 size suitable for A4 ring binders or foolscap notes (pocket size 260 x 65mm)
- A3 size suitable for A3 notes & x-rays (pocket size 398 x 100mm)
- Open front design allows for easy patient identification
- Available for wall fitting or with a 50mm square hook

Standard Colours

- Paint - Grey White



Item	Description	Overall Dimensions (w x d x h)	Weight
A4 Document Holder			
DH/A4/WF	A4, Wall Fitting	280 x 70 x 400mm	1.4kg
DH/A4/50	A4, 50mm Hook	280 x 125 x 405mm	1.4kg
A3 Document Holder			
DH/A3/WF	A3, Wall Fitting	405 x 105 x 400mm	2.9kg
DH/A3/50	A3, 50mm Hook	405 x 160 x 405mm	3.0kg

Room Dividers

Features

- Fixed height mobile room divider/workstation
- Ideal for use in critical care areas - A&E, ICU, ICT, HDU
- Modular design allows the unit to be configured to suit your specific requirements
- Frame, worktop & upstand/panel available as...
 - Full width upstand
 - Full width upstand & right hand mounted panel
 - Full width upstand & left hand mounted panel
 - Full width panel
- Four configurations of lower units...
 - Three drawer unit, upper drawer fitted with an electronic push button lock (2 x 170, 1 x 285mm drawers)
 - Five drawer unit, upper drawer fitted with an electronic push button lock (5 x 125mm drawers)
 - Cupboard with double doors & removable shelf
 - Cover panel (creates a space within the unit)
- Easy clean solid grade laminate work surface & upstand/panel
- Upper panel fitted with
 - Triple glove box holder
 - Alcohol gel holder (compatible with 500ml bottles, 70 x 70 x 225mm)
 - Apron roll dispenser
- 100mm ring buffers to protect the fabric of the building
- 100mm swivel castors, 2 off braking

Dimensions (w x d x h)

- RD1 - 1768 x 698 x 1000mm
- RD2R/RD2L - 1768 x 698 x 1588mm
- RD3 - 1768 x 698 x 1350mm

Standard Colours

- Paint - White
- Worksurface / Upstand / Panel - White

Options / Accessories

- CC - Colour coded drawers available on request
- DTSF/RD/450/2 - Dressing Trolley
 - Seamlessly welded 304 grade stainless steel frame
 - Fixed shelves with down turned sides
 - Shelf Heights 375 & 840mm
 - Max load per shelf 40kg



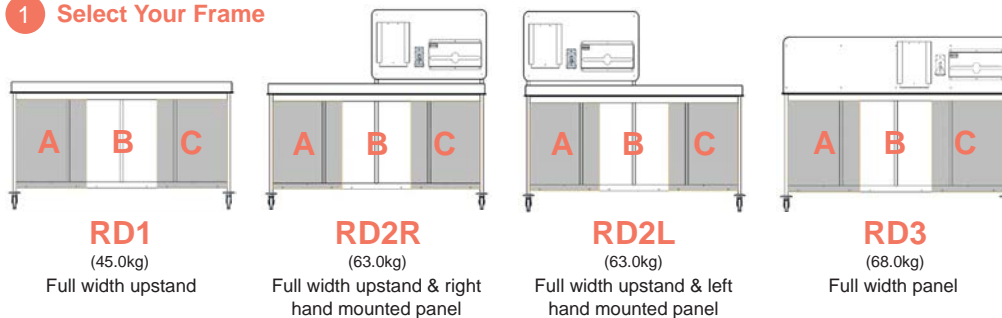
RD1/D3/DD/D5



RD2L/D3/CP/D3

Configure Your Workstation in Four Easy Steps...

1 Select Your Frame



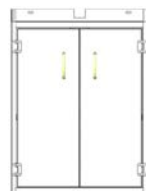
2 Select Lower Unit A



D3
(40.0kg)
Three drawer unit, upper drawer fitted with an electronic push button lock (2 x 175, 1 x 285mm)



D5
(45.0kg)
Five drawer unit, upper drawer fitted with an electronic push button lock (5 x 125mm)



DD
(29.0kg)
Cupboard with double doors & removable shelf




CP
(3.0kg)
Cover panel (creates a space within the unit)

3 Select Lower Unit B

4 Select Lower Unit C



RD3/DD/CP/D5/CC configured with DTSF/RD/450/2 & colour coded drawers



RD1/D5/CP/DD

Screen - Curtain, Four Section, Folding

Features

- PVC fire retardant curtain (machine washable)
- Available as four section
- 50mm polypropylene / thermoplastic rubber twin-wheel non-marking castors

Dimensions (w x d x h)

- Overall Screen Height - 1708mm
- Lowest Screen Height - 288mm
- Folded - 650 x 420 x 1790mm

Standard Colours

- Paint - White
- Curtain - Grey

Spares

- WS/SPARES/001 - Set of 4 replacement curtains



MS/C4



Item	Description	Overall Dimensions (w x d x h)	Weight
MS/C4	Mobile Screen - Curtain, Four Section, Folding	2450 x 420 x 1790mm	14.6kg

Mobile Screen - Solid, Three & Four Section, Folding

Features

- Folding compact laminate solid screens
- Available as either three or four section
- Smooth surface assists cleaning
- 50mm polypropylene / thermoplastic rubber twin-wheel non-marking castors

Dimensions (w x d x h)

- Overall Screen Height - 1680mm
- Lowest Screen Height - 180mm
- Folded - 600 x 435 x 1680mm

Standard Colours

- Paint - Spearmint
- Screen - Grey White



MS/S3



MS/S4

Item	Description	Overall Dimensions (w x d x h)	Weight
MS/S3	Mobile Screen - Solid, Three Section, Folding	1802 x 435 x 1680mm	20.8kg
MS/S4	Mobile Screen - Solid, Four Section, Folding	2403 x 435 x 1680mm	27.8kg



Concealment Trolleys

Concealment Trolleys - Variable Height	90
Body Trays & Covers	91

Variable Height

Features

- Height adjustable
 - Fixed Tray - 580 - 1280mm
 - Loose Tray - 610 - 1310mm
- Scissor action provides vertical lift, ideal for use in confined areas where space is limited
- Battery powered actuator
 - Rechargeable battery is charged through the handset using a UK 3 pin plug
 - Audible warning when battery power is at 50%
 - Controlled using a handset
- Liquid retaining tray
 - Fixed Tray - 1900 x 540 x 25mm
 - Loose Tray - 2100 x 560 x 70mm
- Drop down side-rails, distance between rails 660mm
- Bumper bar / push handle at either end
- Heavy duty reinforced PVC cover (locates over side rails)
- 200mm heavy duty castors, 2 x braking, 2 x directional locking
- Maximum capacity 190kg

Standard Colours

- Paint - White



VH/950



VH/950/LBT



Item	Description	Overall Dimensions (w x d x h)	Weight
VH/950	Variable Height, Fixed Body Tray	2150 x 770 x 580 - 1280mm	82.0kg
VH/950/LBT	Variable Height, Loose Body Tray	2270 x 770 x 610 - 1310mm	92.0kg

Body Tray

Features

- Heavy duty body tray, mild steel frame & stainless steel tray
- Integral runners
- Fits most standard mortuary racks (check prior to ordering)
- Maximum capacity 190kg

Dimensions (w x d x h)

- Overall Dimensions - 2100 x 550 x 70mm

Standard Colours

- Paint - White



WT/BODY/TRAY



Integral runners

Item	Description	Weight
WT/BODY/TRAY	Body Tray	16.0kg

Cover

Features

- Heavy duty reinforced PVC cover (locates over side rails)



2FACO024



Shown with VH/950

Item	Description	Weight
2FACO024	Cover - PVC Heavy Duty Reinforced	5.0kg



Cylinder Storage & Transportation

Cylinder Trolley - F/G Size	94
Cylinder Trolleys - J Size	95
Bulk Transportation Trolleys	96
Cylinder Trolley - E, CD/D Size	96
Wall Brackets & Cylinder Holders	97

Cylinder Trolley F/G Size

Features


- Compatible with F (48 cu ft), HX, LF, VF, ZX & G (120 cu ft) cylinders, max diameter 200mm, height 1350mm
- One piece construction
- Drop over chains secure the cylinder
- 160mm anti-static wheels

Dimensions (w x d x h)

- 510 x 405 x 1145mm

Standard Colours

- Paint - Grey White



Item	Description	Weight
CYT/FG1	F/G Size	10.0kg

Cylinder Trolley with Stabilisers F/G Size

Features

- Compatible with F (48 cu ft), HX, LF, VF, ZX & G (120 cu ft) cylinders, max diameter 200mm, height 1350mm
- One piece construction
- Drop over chains secure the cylinder
- Stabilising castors at rear of trolley reduce the likelihood of tipping during transportation
- 160mm anti-static wheels, 100mm swivel castors

Dimensions (w x d x h)

- 520 x 700 x 1145mm

Standard Colours

- Paint - Grey White



Item	Description	Weight
CYT/FG1/ST	F/G Size	14.0kg

Cylinder Trolley J Size

Features

- Compatible with J (240 cu ft), AK, L & HL cylinders, max diameter 245mm, height 1550mm
- One piece construction
- Drop over chains secure the cylinder
- 160mm anti-static wheels

Dimensions (w x d x h)

- 510 x 475 x 1290mm

Standard Colours

- Paint - Grey White



Item	Description	Weight
CYT/J1	J Size	10.5kg

Cylinder Trolley J Size, Stabilisers

Features

- Compatible with J (240 cu ft), AK, L & HL cylinders, max diameter, max diameter 245mm, height 1550mm
- One piece construction
- Drop over chains secure the cylinder
- Stabilising castors at rear of trolley reduce the likelihood of tipping during transportation
- 160mm anti-static wheels, 100mm swivel castors

Dimensions (w x d x h)

- 510 x 740 x 1290mm

Standard Colours

- Paint - Grey White



Item	Description	Weight
CYT/J1/ST	J Size	14.8kg

Bulk Transportation Trolley D / E Cylinders, 12 x Capacity

Features

- Compatible with D, AD, CD, DD, PD, RD, ZD & E (24 cu ft) cylinders (12 x capacity) max diameter 105mm, height 870mm
- One piece construction
- Cylinders locate into individual sections, supported on a polyethylene base
- 125mm swivel castors, 2 off braking

Dimensions (w x d x h)

- 460 x 590 x 1005mm

Standard Colours

- Paint - Grey White



Item	Description	Weight
CYT/DE12	D & E Cylinders, 12 x Capacity	23.0kg

Cylinder Trolley E Size

Features

- Compatible with E (24 cu ft) cylinders, max diameter 115mm, height 900mm
- One piece construction
- Recessed base plate and drop over chain to secure the cylinder
- 40mm hook allows trolley to hang at bed end, a useful feature when transporting patients
- 100mm anti-static wheels

Dimensions (w x d x h)

- 320 x 235 x 980mm

Standard Colours

- Paint - Grey White



Item	Description	Weight
CYT/E1	E Size	4.3kg

Cylinder Trolley CD/D Size

Features

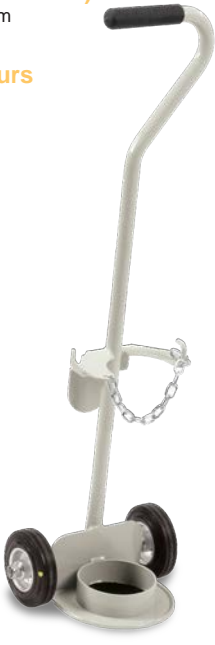
- Compatible with CD & D cylinders, max diameter 115mm, height 540mm
- One piece construction
- Recessed base plate and drop over chain to secure the cylinder
- 40mm hook allows trolley to hang at bed end, a useful feature when transporting patients
- 100mm anti-static wheels

Dimensions (w x d x h)

- 320 x 235 x 980mm

Standard Colours

- Paint - Grey White



Item	Description	Weight
CYT/CD1	CD/D Size	4.3kg

Cylinder Brackets - Wall

Features

- Suitable for D / E - 112mm / J - 235mm diameter cylinders
- Each bracket supports 2 cylinders
- Drop over chains secure the cylinder
- Holes for wall mounting (fixings not provided)
- We recommend that the bracket is positioned at approx. half cylinder height

Dimensions (w x d x h)

- D/E - 359 x 107 x 88mm
- J - 613 x 170 x 88mm

Standard Colours

- Paint - Grey White



CYB/DE2

Item	Description	Weight
CYB/DE2	Cylinder Bracket - D/E Size	1.1kg
CYB/J2	Cylinder Bracket - J Size	2.1kg

Cylinder Holders - Vertical

Features

- Suitable for D / E - 112mm diameter cylinders
- Carry handle & extended hook
- Hook allows the holder to be supported on & fixed to 25mm section bed frames

Dimensions (w x d x h)

- D - 200 x 160 x 290mm
- E - 200 x 160 x 595mm

Standard Colours

- Paint - Grey White



CYH/D1

CYH/E1

Item	Description	Weight
CYH/D1	Cylinder Holder - Vertical, D Size	1.4kg
CYH/E1	Cylinder Holder - Vertical, E Size	2.5kg

Cylinder Wall Plate

Features

- Suitable for use with CYH/D1, CYH/E1 & CYHP/D1 cylinder holders

Dimensions (w x d x h)

- Overall Dimensions - 240 x 47 x 254mm

Standard Colours


- Paint - Grey White



CYWP/1

CYWP/1 Shown
with CYH/D1

Item	Description	Weight
CYWP/1	Cylinder Wall Plate	2.1kg



Dispensers, Holders & Racks

Apron Dispensers, Pocket Mask Holders	100
Glove / Mask Box Holders	101
Alcohol Gel Holders	102
Syringe Dispensers	102
Sharps Box Holder, Urine Bottle & Catheter Bag Holders	103
Catheter Racks	104
Drainage Racks	105

Apron Dispensers - Roll

Features


- Apron roll holders, maximum width 415mm
- Holes for wall mounting (fixings not provided)

Dimensions (w x d x h)

- One Roll - 420 x 168 x 268mm
- Three Roll - 420 x 168 x 615mm

Standard Colours

- Paint - White



DAR/3



DAR/1

Item	Description	Weight
DAR/1	One Roll	2.0kg
DAR/3	Three Rolls	8.2kg

Apron Dispenser - Flat Pack

Features

- Holder to accept flat packed aprons, maximum width 400mm
- Packs of aprons fold over the centrally positioned divider
- Holes for wall mounting (fixings not provided)

Dimensions (w x d x h)

- 410 x 105 x 290mm

Standard Colours

- Paint - White



Item	Description	Weight
DAF/1	Flat Pack	2.0kg

Pocket Mask Holder

Features

- Holder to accept Laerdal & Ambu Pocket Masks (hard cases)
- Allows the case to be quickly removed from the holder
- Supplied with self adhesive tape/holes for wall mounting (fixings not provided)

Dimensions (w x d x h)

- 110 x 40 x 110mm

Standard Colours

- Paint - White



Pocket mask not supplied



Item	Description	Weight
PMH005	Pocket Mask Holder	0.1kg

Glove / Mask Box Holders Three Box

Features

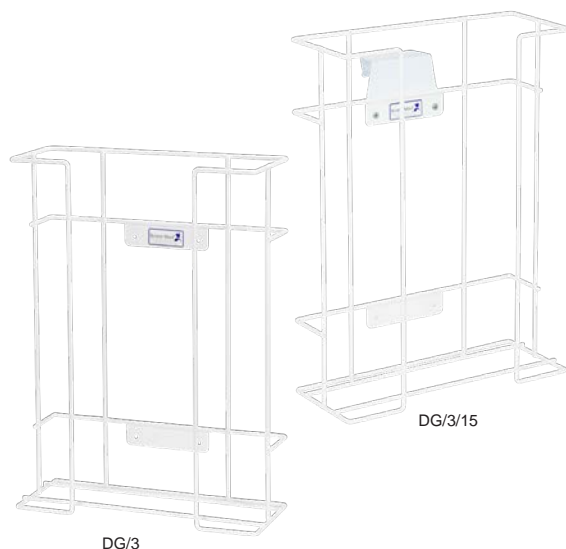
- Plastic coated wire frame
- Accommodates glove & mask boxes up to 150mm in width
- Boxes presented in landscape orientation
- Available for wall mounting or fitted with a 15mm square hook (fixings not provided)

Dimensions (w x d x h)

- DG/3 - 290 x 115 x 405mm
- DG/3/15 - 290 x 141 x 405mm

Standard Colours

- Plastic - White



Item	Description	Weight
DG/3	Three Box, Wall Mounting	0.7kg
DG/3/15	Three Box, 15mm Square Hook	0.8kg

Glove / Mask Box Holders One Box

Features

- Accommodates glove & mask boxes up to 150mm in width
- Box presented in portrait orientation
- Available for wall mounting or fitted with a 15mm square hook (fixings not provided)

Dimensions (w x d x h)

- GMBH/WM - 143 x 100 x 152mm
- GMBH/15 - 143 x 122 x 177mm

Standard Colours

- Paint - Grey White



Item	Description	Weight
GMBH/WM	One Box, Wall Mounted	0.5kg
GMBH/15	One Box, 15mm Square Hook	0.6kg

Glove Dispenser Three Column, Adjustable

Features

- Packs of sterile gloves separated by two adjustable dividers
- Full width card holder for identification
- Clear front panel assists with stock level inspection
- Hinged lid assists replenishment, whilst top loading ensures stock rotation
- Holes for wall mounting (fixings not provided)

Dimensions (w x d x h)

- 565 x 260 x 315mm

Standard Colours

- Paint - White



Item	Description	Weight
SS/48/3	Three Column, Adjustable	7.0kg

Alcohol Gel Holders - Wire Frame

Features

- Compatible with popular 500ml bottles, 70mm x 70mm x 225mm (not supplied)
- Stainless steel construction
- Plastic drip tray
- Available with holes for wall mounting (fixings not provided) or with a 30mm square hook

Standard Colours

- Stainless Steel



GH005

GH015

Item	Description	Overall Dimensions (w x d x h)	Weight
GH005	Lever Operated, Wall Mounted, Angled	77 x 300 x 278mm	0.4kg
GH015	30mm Hook	77 x 117 x 180mm	0.3kg

Syringe Dispenser - Five Column, Adjustable

Features

- Syringes separated by four adjustable dividers
- Full width card holder for identification
- Clear front panel assists with stock level inspection
- Hinged lid assists replenishment, whilst top loading ensures stock rotation
- Holes for wall mounting (fixings not provided)

Dimensions (w x d x h)

- 565 x 317 x 320mm

Standard Colours

- Paint - White



Item	Description	Weight
SS/36	Five Column, Adjustable	9.2kg

Sharps Box Holder One Box, Wall Mounted

Features

- Accepts sharps boxes up to seven litres capacity
- Sharps box secured using a rubber band fitted with a toggle
- Holes for wall mounting (fixings not provided)

Dimensions (w x d x h)

- 127 x 100 x 190mm

Standard Colours

- Paint - White



Item	Description	Weight
SBH/WM	One Box, Wall Mounted	0.4kg

Urine Bottle Holder Hanging

Features

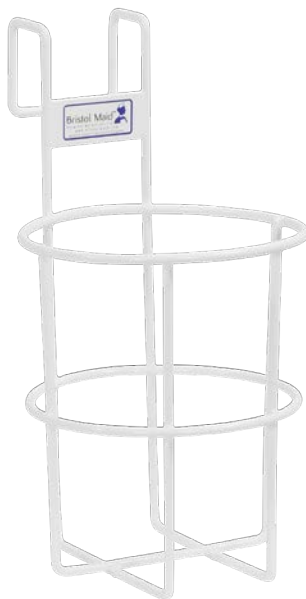
- Compatible with bottles up to 115mm Diameter
- Plastic coated wire frame
- 30mm square hook

Dimensions (w x d x h)

- 150 x 182 x 282mm

Standard Colours

- Plastic - White



Item	Description	Weight
UB/9	Urine Bottle	0.3kg

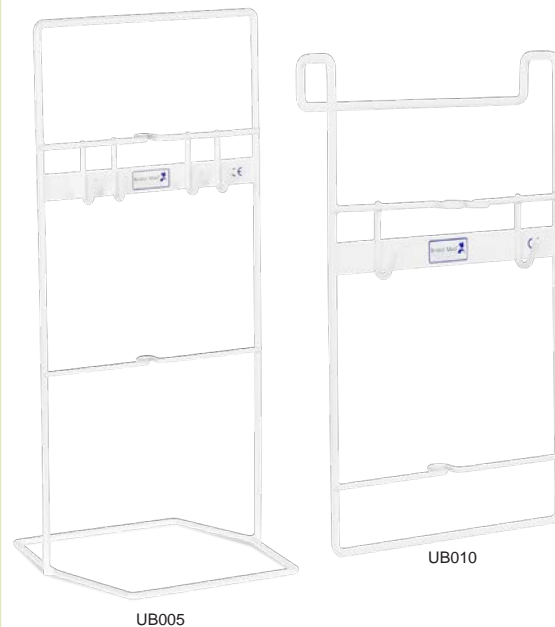
Catheter Bag Holders Free Standing/Hanging

Features

- Plastic coated wire frame
- Accepts most widely used bags
- Available freestanding or hanging (30mm square hook)
- Upper clip to hold the inlet tube
- Lower clip angles the drainage tube upwards to prevent drips should the tap leak

Standard Colours

- Plastic - White



Item	Description	Overall Dimensions (w x d x h)	Weight
UB005	Freestanding	250 x 250 x 550mm	0.6kg
UB010	Hanging	250 x 77 x 410mm	0.4kg

Catheter Racks - Two & Five Section

Features

- Internal dimensions of each section 65 x 75 x 405mm
- Removable clear perspex panel to aid cleaning
- Available with holes for wall mounting (fixings not provided) or with a 15mm square hook

Standard Colours

- Paint - White



Item	Description	Overall Dimensions (w x d x h)	Weight
Two Section			
RC/2	Wall Fitting	135 x 85 x 410mm	1.3kg
RC/2/15	15mm Hook	135 x 115 x 410mm	1.4kg
Five Section			
RC/5	Wall Fitting	320 x 85 x 410mm	3.3kg
RC/5/15	15mm Hook	320 x 115 x 410mm	3.4kg

Catheter Racks - One Section

Features

- Outer sleeve removable for cleaning
- 20mm square hook

Dimensions (w x d x h)

- 185 x 55 x 555mm

Standard Colours

- Paint - White



Item	Description	Weight
SS/40/MS	One Section	2.0kg


Drainage Racks - Urinal

Features

- Holds five urine bottles
- Stainless steel construction
- Supplied with a stainless steel drip tray
- Holes for wall mounting (fixings not provided)

Dimensions (w x d x h)

- 535 x 205 x 415mm



Item	Description	Weight
RD/U5/SS	Urinal, Stainless Steel	1.7kg

sales@bristolmaid.com

Drainage Racks - Bedpan

Features

- Holds five bedpans
- Stainless steel construction
- Supplied with a stainless steel drip tray
- Holes for wall mounting (fixings not provided)

Dimensions (w x d x h)

- 530 x 295 x 375mm



Item	Description	Weight
RD/B5/SS	Bedpan, Stainless Steel	3.3kg

www.bristolmaid.com



Dressing / Instrument Trolleys

Removable Shelves - Stainless Steel	108
Removable Shelves - Mild Steel	109
Fixed Shelves, Sides Up - Stainless Steel	110
Fixed Shelves, Sides Down - Stainless Steel	111
Drawer Units	113
Options & Accessories	114

Removable Shelves, Stainless Steel, 450mm Deep

Features

- Meets BS4068:1977 Specification for hospital trolleys for instruments, dressings & for anaesthetists' use
- Seamlessly welded from 304 grade stainless steel for strength & ease of cleaning
- Flat or reversible 304 grade stainless steel shelves, cushioned on anti-static spiral buffers (removable for cleaning)
- Reversible shelves allow the end user to choose between a flat shelf or one with three upturned sides
- Shelf heights 405 & 870mm
- Maximum capacity per shelf 40kg
- 75mm pressed steel non-marking castors (1 x anti-static, 3 x non-anti-static)

Options / Accessories

- C001 - 80mm, Grey Polymer Castors (2 x braking / 2 x non-braking)
Factory Fitted Only - refer to page 115
- C002 - 100mm, Grey Polymer Castors (2 x braking / 2 x non-braking)
Factory Fitted Only - refer to page 115
- C003 - 100mm, Pressed Steel Castors (2 x braking / 2 x non-braking)
Factory Fitted Only - refer to page 115
- C013 - 75mm, Pressed Steel Castors (4 x braking) - refer to page 121
- Drawer Units - page 113 - Factory Fitted Only
- DP/C - Infusion Pole & Bracket
- ZP005 - Ring Buffers - Factory Fitted Only



Flat Shelves	Reversible Shelves	Size	Shelf Size (w x d)	Overall Dimensions (w x d x h)	Weight
DTSR/450	DTSR/450/SR	Small	450 x 450mm	470 x 470 x 890mm	11.5kg
DTSR/600	DTSR/600/SR	Medium	600 x 450mm	620 x 470 x 890mm	16.0kg
DTSR/750	DTSR/750/SR	Large	750 x 450mm	770 x 470 x 890mm	18.0kg
DTSR/900	DTSR/900/SR	X-Large	900 x 450mm	920 x 470 x 890mm	20.0kg

Removable Shelves, Mild Steel, 450mm Deep

Features

- Meets BS4068:1977 Specification for hospital trolleys for instruments, dressings & for anaesthetists' use
- Seamlessly welded mild steel frame
- Flat or reversible 304 grade stainless steel shelves, cushioned on anti-static spiral buffers (removable for cleaning)
- Reversible shelves allow the end user to choose between a flat shelf or a shelf with three upturned sides
- Shelf heights 405 & 870mm
- Maximum capacity per shelf 40kg
- 75mm pressed steel non-marking castors (1 x anti-static, 3 x non-anti-static)

Standard Colours

- Paint - White

Options / Accessories

- C001 - 80mm, Grey Polymer Castors (2 x braking / 2 x non-braking)
Factory Fitted Only - refer to page 115
- C002 - 100mm, Grey Polymer Castors (2 x braking / 2 x non-braking)
Factory Fitted Only - refer to page 115
- C003 - 100mm, Pressed Steel Castors (2 x braking / 2 x non-braking)
Factory Fitted Only - refer to page 115
- C013 - 75mm, Pressed Steel Castors (4 x braking) - refer to page 115
- Drawer Units - page 113 - Factory Fitted Only
- DP/C - Infusion Pole & Bracket
- ZP005 - Ring Buffers - Factory Fitted Only



Flat Shelves	Reversible Shelves	Size	Shelf Size (w x d)	Overall Dimensions (w x d x h)	Weight
DTMR/450	DTMR/450/SR	Small	450 x 450mm	470 x 470 x 890mm	11.5kg
DTMR/600	DTMR/600/SR	Medium	600 x 450mm	620 x 470 x 890mm	16.0kg

Fixed Shelves, Sides Up, Stainless Steel, 450mm Deep

Features

- Meets BS4068:1977 Specification for hospital trolleys for instruments, dressings & for anaesthetists' use
- Seamlessly welded from 304 grade stainless steel for strength & ease of cleaning
- Fixed shelves with three sides up & one down
- Shelf heights 405 & 870mm
- Maximum capacity per shelf 40kg
- 75mm pressed steel non-marking castors (1 x anti-static, 3 x non-anti-static)

Options / Accessories

- C001 - 80mm, Grey Polymer Castors (2 x braking / 2 x non-braking)
Factory Fitted Only - refer to page 115
- C002 - 100mm, Grey Polymer Castors (2 x braking / 2 x non-braking)
Factory Fitted Only - refer to page 115
- C003 - 100mm, Pressed Steel Castors (2 x braking / 2 x non-braking)
Factory Fitted Only - refer to page 115
- C013 - 75mm, Pressed Steel Castors (4 x braking) - refer to page 115
- Drawer Units - page 113 - Factory Fitted Only
- DP/C - Infusion Pole & Bracket
- ZP005 - Ring Buffers - Factory Fitted Only



DTSF/450



DTSF/750



DTSF/900

Item	Size	Shelf Size (w x d)	Overall Dimensions (w x d x h)	Weight
DTSF/450	Small	450 x 450mm	470 x 470 x 890mm	11.5kg
DTSF/600	Medium	600 x 450mm	620 x 470 x 890mm	16.0kg
DTSF/750	Large	750 x 450mm	770 x 470 x 890mm	18.0kg
DTSF/900	X-Large	900 x 450mm	920 x 470 x 890mm	20.0kg

Fixed Shelves, Sides Down, Stainless Steel, 450mm Deep

Features

- Meets BS4068:1977 Specification for hospital trolleys for instruments, dressings & for anaesthetists' use
- Seamlessly welded from 304 grade stainless steel for strength & ease of cleaning
- Fixed shelves with down turned sides
- Shelf heights 405 & 870mm
- Maximum capacity per shelf 40kg
- 75mm pressed steel non-marking castors (1 x anti-static, 3 x non-anti-static)

Options / Accessories

- C001 - 80mm, Grey Polymer Castors (2 x braking / 2 x non-braking)
Factory Fitted Only - refer to page 115
- C002 - 100mm, Grey Polymer Castors (2 x braking / 2 x non-braking)
Factory Fitted Only - refer to page 115
- C003 - 100mm, Pressed Steel Castors (2 x braking / 2 x non-braking)
Factory Fitted Only - refer to page 115
- C013 - 75mm, Pressed Steel Castors (4 x braking) - refer to page 115
- Drawer Units - page 113 - Factory Fitted Only
- DP/C - Infusion Pole & Bracket
- ZP005 - Ring Buffers - Factory Fitted Only



Item	Size	Shelf Size (w x d)	Overall Dimensions (w x d x h)	Weight
DTSF/450/2/SD	Small	450 x 450mm	470 x 470 x 870mm	12.0kg
DTSF/600/2/SD	Medium	600 x 450mm	620 x 470 x 870mm	14.5kg
DTSF/750/2/SD	Large	750 x 450mm	770 x 470 x 870mm	18.0kg
DTSF/900/2/SD	X-Large	900 x 450mm	920 x 470 x 870mm	21.0kg

Fixed Shelves, Sides Down, Stainless Steel, 600mm Deep

Features

- Meets BS4068:1977 Specification for hospital trolleys for instruments, dressings & for anaesthetists' use
- Seamlessly welded from 304 grade stainless steel for strength & ease of cleaning
- Fixed shelves with down turned sides
- Shelf heights 405 & 870mm
- Maximum capacity per shelf 40kg
- 100mm pressed steel anti-static non-marking castors

* Drawers not suitable for this product

Options / Accessories

- C002 - 100mm, Grey Polymer Castors (2 x braking / 2 x non-braking) Factory Fitted Only - refer to page 115
- C003 - 100mm, Pressed Steel Castors (2 x braking / 2 x non-braking) Factory Fitted Only - refer to page 115
- C015 - 100mm, Pressed Steel Castors (4 x braking) Factory Fitted Only - refer to page 115
- DP/C - Infusion Pole & Bracket
- ZP005 - Ring Buffers - Factory Fitted Only



DTSF/66/2/SD



DTSF/96/2/SD



DTSF/126/2/SD

Item	Size	Shelf Size (w x d)	Overall Dimensions (w x d x h)	Weight
DTSF/66/2/SD	Small	600 x 600mm	620 x 620 x 870mm	17.5kg
DTSF/96/2/SD	Medium	900 x 600mm	920 x 620 x 870mm	24.0kg
DTSF/126/2/SD	Large	1200 x 600mm	1220 x 620 x 870mm	29.6kg

Drawer Units

Features

- Compatible with removable & fixed shelf ranges, with exception of 600mm deep trolleys
- Available in two sizes
 - Small - 300 x 400mm
 - Large - 600 x 400mm
- Each drawer unit is supplied with a 100mm deep HTM71 modular basket
- Stainless steel basket support & drawer carriage
- Precision telescopic runners
- Solid grade laminate drawer front
- Maximum load 5kg
- Trolleys accept only one tier of drawers
- Drawers are not lockable
- Factory fitted & must be ordered at the same time as the trolley

Internal Dimensions (w x d)

- Small - 235 x 335mm (internal)
- Large - 535 x 335mm (internal)

Options / Accessories

- 2HH-7014100 - Basket, 300 x 400 x 100mm
- 2HH-7012100 - Basket, 600 x 400 x 100mm
- 2HH-7811206N - Divider, 300 x 100mm
- 2HH-7811205N - Divider, 400 x 100mm
- 2HH-7811204N - Divider, 600 x 100mm
- Additional Trays, Baskets, Dividers & Accessories - page 198



DTSR/450/DUS/R



DUS/R



2HH-7011100

Item	Description	Trolley Compatibility	Weight
Removable Shelf Trolleys			
DUS/R	Drawer Unit - Small, Removable Shelf Trolleys	450mm & 600mm	5.1kg
DUL/R	Drawer Unit - Large, Removable Shelf Trolleys	750mm & 900mm	6.9kg
Fixed Shelf Trolleys			
DUS/F	Drawer Unit - Small, Fixed Shelf Trolleys	450mm & 600mm	4.7kg
DUL/F	Drawer Unit - Large, Fixed Shelf Trolleys	750mm & 900mm	6.5kg

Reversible Shelves

Features

- Allows the end user to choose between a flat shelf or one with three upturned sides
- Removable for cleaning
- Compatible with DTMR & DTSR ranges only



DTSR/600/SR

Item	Description	Weight
SR	Reversible Shelves	5-10kg

Clamping Infusion Stands - Trolley

Features

- Clamp secures to 25mm vertical round tube (designed to fit our range of dressing trolleys)
- When fitting to other trolleys, we strongly recommend that a risk assessment is carried out to assess stability
- When fitted protrudes 45mm
- Supplied with a two pigtail hook infusion pole
- Maximum capacity on hooks 2kg

Dimensions (w x d x h)

- 55 x 220 x 1200mm



Item	Description	Weight
DP/C	Clamping Infusion Stands - Trolley	1.8kg

Castors

Features

- Polymer & pressed steel castors
- Anti-static & non-marking
- Supplied as a set of 4 castors
- 80mm polymer castors increase the height of the trolley by approx. 5mm
- 100mm polymer castors increase the height of the trolley by approx. 30mm
- 100mm steel castors increase the height of the trolley by approx. 30mm
- Factory fitted



Item	Description
C001	Castor - 80mm, Grey Polymer, 2 x Braking / 2 x Non-Braking (set of 4) - Factory Fitted Only
C002	Castor - 100mm, Grey Polymer, 2 x Braking / 2 x Non-Braking (set of 4) - Factory Fitted Only
C003	Castor - 100mm, Pressed Steel, 2 x Braking / 2 x Non-Braking (set of 4) - Factory Fitted Only
C013	Castor - 75mm, Pressed Steel (4 x braking) - Factory Fitted Only
C015	Castor - 100mm, Pressed Steel (4 x braking) - Factory Fitted Only

Ring Buffers

Features

- Set of four ring buffers
- Offers protection to both the trolley & fabric of the building
- Increases the length & width of trolley by approx. 80mm
- Factory fitted



DTSF/450/ZP005
shown with Ring Buffers

Item	Description	Weight
ZP005	Ring Buffers (set of four) - Factory Fitted Only	0.3kg



Drug & Medicine Dispensing

Dispensing Trolleys	118
Dispensing Trolleys - Laptop Holders	122
Pharmacy Trolleys	124
Pharmacy Trolleys - Laptop Holders	130
Security Clamp	132
Distribution Trolleys	133

Caretray Trolley - Dispensing

Features

- Trolleys suitable for the storage & dispensing of drugs & medicines
- Suitable for use with Electronic Prescribing & Medicines Administration (EPMA) & Electronic Patient Records (EPR)
- Quick & easy disassembly, assists thorough & deep cleaning
- Fully welded mild steel frame
- Recyclable polypropylene one-piece top & side panels, smooth surfaces & radiused edges assists cleaning (compatible with steam cleaning)
 - Top Panel - Raised edges on three sides provide defined grab points to act as push handles, whilst an integral rim at the front contains spillages (max load 30kg)
 - Side Panels - Incorporate runners with positive stops preventing trays from being accidentally withdrawn
- Carerails fitted to either side support a wide range of accessories
- Solid grade laminate door & back panel providing security for the contents of the trays
- Two locking options...
 - High Security Bolt Lock - Supplied with two keys
 - Electronic Push Button Lock - Programmable four-digit code
- Trolley pre-configured with the following accessories...
 - Waste Bin & Bracket, 8 Litre
- Translucent, impact-resistant trays & dividers, smooth surfaces & radiused edges assists cleaning (compatible with steam cleaning / high temperature machine washing)
- Trays feature an integral handle with a plastic clip-on label cover (coloured label strips supplied - white, blue, green, yellow & red)
- Each tray supplied with 2 x long & 2 x short dividers
- Max load per tray 5kg
- Polyurethane ring buffers offer protection to both the trolley & fabric of the building
- 100mm polymer castors, 2 off braking
- When not in use, trolleys storing medicines should be secured to the wall using a Security Clamp (see locking & security accessories)

Dimensions (w x d x h)

- Overall Dimensions - 550 x 550 x 993mm
- Plastic Top - 455 x 455 (internal) at height 968mm
- Trays
 - Shallow Tray - 355 x 405 x 100mm (internal)
 - Deep Tray - 355 x 405 x 150mm (internal)

Standard Colours

- Paint - Spearmint

Accessories

- Locking & Security - page 54
- Overbridge & Tilt Bins - page 60
- Carerail Mounted - page 62
- Laptop Holders - page 68
- Castors & Ring Buffers - page 70
- Trays, Shelves, Dividers & Labels - page 71



CTDISPM1/10/3S2D/EPB

Description	High Security Bolt Lock	Electronic Push Button Lock	Weight
3 x 100mm, 2 x 150mm Trays	CTDISPM1/10/3S2D/HSB	CTDISPM1/10/3S2D/EPB	35.5kg
4 x 100mm, 1 x 150mm Trays	CTDISPM1/10/4S1D/HSB	CTDISPM1/10/4S1D/EPB	35.2kg
6 x 100mm Trays	CTDISPM1/10/6S/HSB	CTDISPM1/10/6S/EPB	36.3kg

Dispensing Trolleys - Standard Capacity, Metal

Features

- Trolleys suitable for the storage & dispensing of drugs & medicines
- Lockable hinged lid provides document support
- Fitted with a high security bolt lock (supplied with two keys)
- Hinged writing flap provides a work area at height 907mm (max capacity 2.0kg)
- Lower shelf
- Five tier plastic rack (395mm)
- Two slide out storage / waste bins
- 100mm pressed steel castors
- When not in use, trolley should be secured to the building - see optional MT/1/6F

Dimensions (w x d x h)

- Internal...
 - Small - 489 x 457 x 292mm sloping to 127mm at the front
 - Medium - 706 x 457 x 292mm sloping to 127mm at the front
 - Large - 832 x 490 x 292mm sloping to 127mm at the front

Standard Colours

- Frame - Spearmint
- Cabinet / Shelf / Flap - Grey White

Options / Accessories

- MT/1/6F - Security Wall Clamp
- ZP005 - Ring Buffers
- MT/LHR/S - Laptop Holder - Removable, Swing Arm
- MT/LHNR/S - Laptop Holder - Non-Removable, Swing Arm



MT140

Item	Description	Dimensions	Weight
MT130	Standard Capacity, Metal, Small	750 x 459 x 1112mm	22.0kg
MT140	Standard Capacity, Metal, Medium	891 x 459 x 1112mm	25.0kg
MT150	Standard Capacity, Metal, Large	1030 x 492 x 1112mm	31.0kg

Dispensing Trolleys - Standard Capacity, Melamine

Features

- Trolleys suitable for the storage & dispensing of drugs & medicines
- Lockable hinged lids...
 - Upper - Assisted using a gas strut, providing document support
 - Lower - Provides a work area, at height 980mm (max load 4.0kg)
- Two locking options...
 - High Security Bolt Lock - Supplied with two keys
 - Electronic Push Button - Programmable four-digit code
- Hinged work flap provides a work area at height 930mm (max load 2.0kg)
- Lower shelf
- Five tier plastic rack (395mm)
- Two slide out storage / waste bins
- 100mm pressed steel castors
- When not in use, trolley should be secured to the building - see optional MT/1/6F

Dimensions (w x d x h)

- Overall...
 - Small - 750 x 490 x 1130mm
 - Medium - 890 x 490 x 1130mm
 - Large - 1030 x 525 x 1130mm
- Internal...
 - Small - 530 x 427 x 263mm sloping to 112mm at front
 - Medium - 683 x 427 x 263mm sloping to 112mm at front
 - Large - 805 x 461 x 263mm sloping to 112mm at front

Standard Colours

- Frame - Spearmint
- Cabinet / Shelf / Flap - Grey White

Options / Accessories

- MT/1/6F - Security Wall Clamp
- ZP005 - Ring Buffers
- MT/LHR/S - Laptop Holder - Removable, Swing Arm
- MT/LHNR/S - Laptop Holder - Non-Removable, Swing Arm



Item	Description	Weight
High Security Bolt Lock		
MT100	Standard Capacity, Melamine, High Security Bolt Lock, Small	26.0kg
MT110	Standard Capacity, Melamine, High Security Bolt Lock, Medium	35.0kg
MT120	Standard Capacity, Melamine, High Security Bolt Lock, Large	42.5kg
Electronic Push Button Lock		
MT100CL	Standard Capacity, Melamine, Electronic Push Button Lock, Small	26.0kg
MT110CL	Standard Capacity, Melamine, Electronic Push Button Lock, Medium	35.0kg
MT120CL	Standard Capacity, Melamine, Electronic Push Button Lock, Large	42.5kg

Dispensing Trolleys - High Capacity, Melamine

Features

- Trolleys suitable for the storage & dispensing of drugs & medicines
- Lockable hinged lids...
 - Upper - Assisted using a gas strut, providing document support
 - Lower - Provides a work area, at height 980mm (max load 4.0kg)
- Two locking options...
 - High Security Bolt Lock - Supplied with two keys
 - Electronic Push Button - Programmable four-digit code
- Hinged work flap provides a work area at height 850mm (max load 2.0kg)
- Lower shelf
- Five tier plastic rack (395mm)
- Two slide out storage / waste bins
- 125mm pressed steel castors
- Ring buffers
- When not in use, trolley should be secured to the building - see optional MT/1/6F

Dimensions (w x d x h)

- Overall...
 - Medium - 760 x 560 x 1290mm
 - Large - 905 x 560 x 1290mm
- Internal...
 - Medium - 530 x 461 x 513mm sloping to 137mm at the front
 - Large - 683 x 461 x 513mm sloping to 137mm at the front

Standard Colours

- Frame - Spearmint
- Cabinet / Shelf / Flap - Grey White

Options / Accessories

- MT/1/6F - Security Wall Clamp
- MT/LHR/S - Laptop Holder - Removable, Swing Arm
- MT/LHNR/S - Laptop Holder - Non-Removable, Swing Arm

Item	Description	Weight
High Security Bolt Lock		
MT220	High Capacity, Melamine, High Security Bolt Lock, Medium	42.0kg
MT230	High Capacity, Melamine, High Security Bolt Lock, Large	50.0kg
Electronic Push Button Lock		
MT220CL	High Capacity, Melamine, Electronic Push Button Lock, Medium	42.0kg
MT230CL	High Capacity, Melamine, Electronic Push Button Lock, Large	50.0kg



Laptop Holder - Removable, Swing Arm

Features

- Three section swing arm offering height, rotation & angle adjustment
- Compatible with the MT range of dispensing trolleys
- Fitted to the rear right hand upright of the trolley (upright & holder supplied for customer to fit)
- Laptop supported in a cradle, fitted with adjustable wing arms
- Laptop can be secured using a security clamp (supplied)*
- Adjustable to accept laptops 280 - 435 x 22mm (w x h)
- Maximum capacity 2.0kg
- Design allows easy access to laptop ports

*Not compatible with Dell laptops using the N17 wedge lock system

Standard Colours

- Paint - Grey White



Item	Description	Weight
MT/LHR/S	Laptop Holder - Removable, Swing Arm	3.7kg

Laptop Holder - Non-Removable, Swing Arm

Features

- Three section swing arm offering height, rotation & angle adjustment
- Compatible with the MT range of dispensing trolleys
- Fitted to the rear right hand upright of the trolley (upright & holder supplied for customer to fit)
- Laptop supported in a cradle fitted with a steel mounting bracket, fixed using either nyloc or wing nuts
- Laptop can be secured using a security clamp (supplied)*
- Adjustable to accept laptops 280 - 435 x 22mm (w x h)
- Maximum capacity 2.0kg
- Design allows easy access to laptop ports

*Not compatible with Dell laptops using the N17 wedge lock system

Standard Colours

- Paint - Grey White



Item	Description	Weight
MT/LHNR/S	Laptop Holder - Non-Removable, Swing Arm	5.0kg

Laptop supported in a cradle fitted with a steel mounting bracket that can be fixed using either nyloc or wing nuts

Pharmacy Trolleys - Patient Administration

Features

- Trolleys suitable for the storage & dispensing of drugs & medicines using individual compartments dedicated for each patient
- Two locking options...
 - High Security Bolt Lock - Supplied with two keys
 - Electronic Push Button - Programmable four-digit code
- Supplied with 4 / 8 trays subdivided into equal compartments...
 - 24 Compartment - 4 trays subdivided into 6 equal compartments, each compartment - 190mm x 132mm x 220mm (5.5 Litres). Label holders provided for each compartment
 - 32 Compartment - 8 trays subdivided into 4 equal compartments, each compartment - 192mm x 143mm x 220mm (6.1 Litres). Label holders provided for each compartment
- Upper work surface
- Push handles incorporate integral buffers to offer protection to both the trolley & fabric of the building
- Plastic debris bin & bracket
- 125mm polymer castors
- When not in use, trolley should be secured to the building - see optional MT/1/6F

Dimensions (w x d x h)

- Single Door - 627 x 579 x 1165mm
- Double Door - 820 x 579 x 1165mm

Standard Colours

- Paint - Grey White
- Work Surface - Spearmint

Options / Accessories

- MT/1/6F - Security Wall Clamp
- PT/LHR/S - Laptop Holder - Removable, Swing Arm
- PT/LHNR/S - Laptop Holder - Non-Removable, Swing Arm



PTD/HSB/PA32

High Security Bolt Lock	Electronic Push Button Lock	Description	Weight
PTS/HSB/PA24	PTS/EPB/PA24	Patient Administration, Single Door, 24 Compartments	51.4kg
PTD/HSB/PA32	PTD/EPB/PA32	Patient Administration, Double Door, 32 Compartments	68.8kg

Pharmacy Trolleys - Drawers

Features

- Trolleys suitable for the storage & dispensing of drugs & medicines using drawers
- Two locking options...
 - High Security Bolt Lock - Supplied with two keys
 - Electronic Push Button - Programmable four-digit code
- Upper work surface
- Push handles incorporate integral buffers to offer protection to both the trolley & fabric of the building
- Three adjustable door shelves
- Plastic debris bin & bracket
- 125mm polymer castors
- When not in use, trolley should be secured to the building - see optional MT/1/6F

Dimensions (w x d x h)

- Overall Dimensions - 511 x 542 x 1072mm
- Drawer - 335 x 295 x 113mm (internal)

Standard Colours

- Paint - Grey White
- Work Surface - Spearmint

Options / Accessories

- MT/1/6F - Security Wall Clamp
- PT/LHR/S - Laptop Holder - Removable, Swing Arm
- PT/LHNR/S - Laptop Holder - Non-Removable, Swing Arm
- SEP/DIS - Drawer Inserts, Single Door Trolley - refer to page 384



PTS/HSB/DR6

High Security Bolt Lock	Electronic Push Button Lock	Description	Weight
PTS/HSB/DR6	PTS/EPB/DR6	Pharmacy Trolleys - Drawers	53.0kg

Pharmacy Trolleys - Trays

Features

- Trolleys suitable for the storage & dispensing of drugs & medicines using individual patient trays
- Two locking options...
 - High Security Bolt Lock - Supplied with two keys
 - Electronic Push Button - Programmable four-digit code
- Trays supported on adjustable shelves, sizes (w x d x h)...
 - LA - 86 x 268 x 57mm (aluminium)
 - A - 85 x 181 x 54mm (plastic)
 - C - 129 x 181 x 54mm (plastic)
 - LP - 115 x 266 x 95mm (plastic)
- Upper work surface
- Push handles incorporate integral buffers to offer protection to both the trolley & fabric of the building
- Adjustable door shelves...
 - Single Door - Three door shelves
 - Double Door - Six door shelves
- Plastic debris bin & bracket
- 125mm polymer castors
- When not in use, trolley should be secured to the building - see optional MT/1/6F

Dimensions (w x d x h)

- Single Door - 511 x 542 x 1072mm
- Double Door - 711 x 568 x 1072mm

Standard Colours

- Paint - Grey White
- Work Surface - Spearmint

Options / Accessories

- MT/1/6F - Security Wall Clamp
- PT/LHR/S - Laptop Holder - Removable, Swing Arm
- PT/LHNR/S - Laptop Holder - Non-Removable, Swing Arm



PTS/HSB/LA16



PTD/HSB/A18C12



PTD/HSB/LP24

High Security Bolt Lock	Electronic Push Button Lock	Description	Weight
Single Door			
PTS/HSB/LA16	PTS/EPB/LA16	Sixteen LA Trays	39.0kg
Double Door			
PTD/HSB/A18C12	PTD/EPB/A18C12	Eighteen A & Twelve C Trays	57.0kg
PTD/HSB/LP24	PTD/EPB/LP24	Twenty-Four LP Trays	57.0kg

Pharmacy Trolleys - Blister Pack (MDS)

Features

- Trolleys suitable for the storage & dispensing of drugs & medicines using the blister packed monitored dosage system (MDS)
- Two locking options...
 - High Security Bolt Lock - Supplied with two keys
 - Electronic Push Button - Programmable four-digit code
- Frames supported on adjustable slide out shelves (frames not supplied)
- Upper work surface
- Push handles incorporate integral buffers to offer protection to both the trolley & fabric of the building
- Adjustable door shelves...
 - Single Door - Three door shelves
 - Double Door - Six door shelves
- Fold over MDS dispensing surface
- Plastic debris bin & bracket
- 125mm polymer castors
- When not in use, trolley should be secured to the building - see optional MT/1/6F

Dimensions (w x d x h)

- Single Door - 511 x 542 x 1072mm
- Double Door - 711 x 568 x 1072mm

Standard Colours

- Paint - Grey White
- Work Surface - Spearmint

Options / Accessories

- MT/1/6F - Security Wall Clamp
- PT/LHR/S - Laptop Holder - Removable, Swing Arm
- PT/LHNR/S - Laptop Holder - Non-Removable, Swing Arm



PTS/HSB/BP6
(Frames not included)

High Security Bolt Lock	Electronic Push Button Lock	Description	Weight
Single Door			
PTS/HSB/BP6	PTS/EPB/BP6	Blister Pack, Six Frames	38.0kg
Double Door			
PTD/HSB/BP9	PTD/EPB/BP9	Blister Pack, Nine Frames	42.0kg

Pharmacy Trolleys - Nomad® Cassettes

Features

- Trolleys suitable for the storage & dispensing of drugs & medicines using the Nomad® cassette monitored dosage system
- Two locking options...
 - High Security Bolt Lock - Supplied with two keys
 - Electronic Push Button - Programmable four-digit code
- Cassettes supported on three adjustable shelves (cassettes not supplied)
- Upper work surface
- Push handles incorporate integral buffers to offer protection to both the trolley & fabric of the building
- Six adjustable door shelves
- Plastic debris bin & bracket
- 125mm polymer castors
- When not in use, trolley should be secured to the building - see optional MT/1/6F

Dimensions (w x d x h)

- Overall Dimensions - 711 x 568 x 1072mm

Standard Colours

- Paint - Grey White
- Work Surface - Spearmint

Options / Accessories

- MT/1/6F - Security Wall Clamp
- PT/LHR/S - Laptop Holder - Removable, Swing Arm
- PT/LHNR/S - Laptop Holder - Non-Removable, Swing Arm



PTD/HSB/NC56

High Security Bolt Lock	Electronic Push Button Lock	Description	Weight
PTD/HSB/NC56	PTD/EPB/NC56	Nomad®, Fifty-Six Cassettes	48.0kg

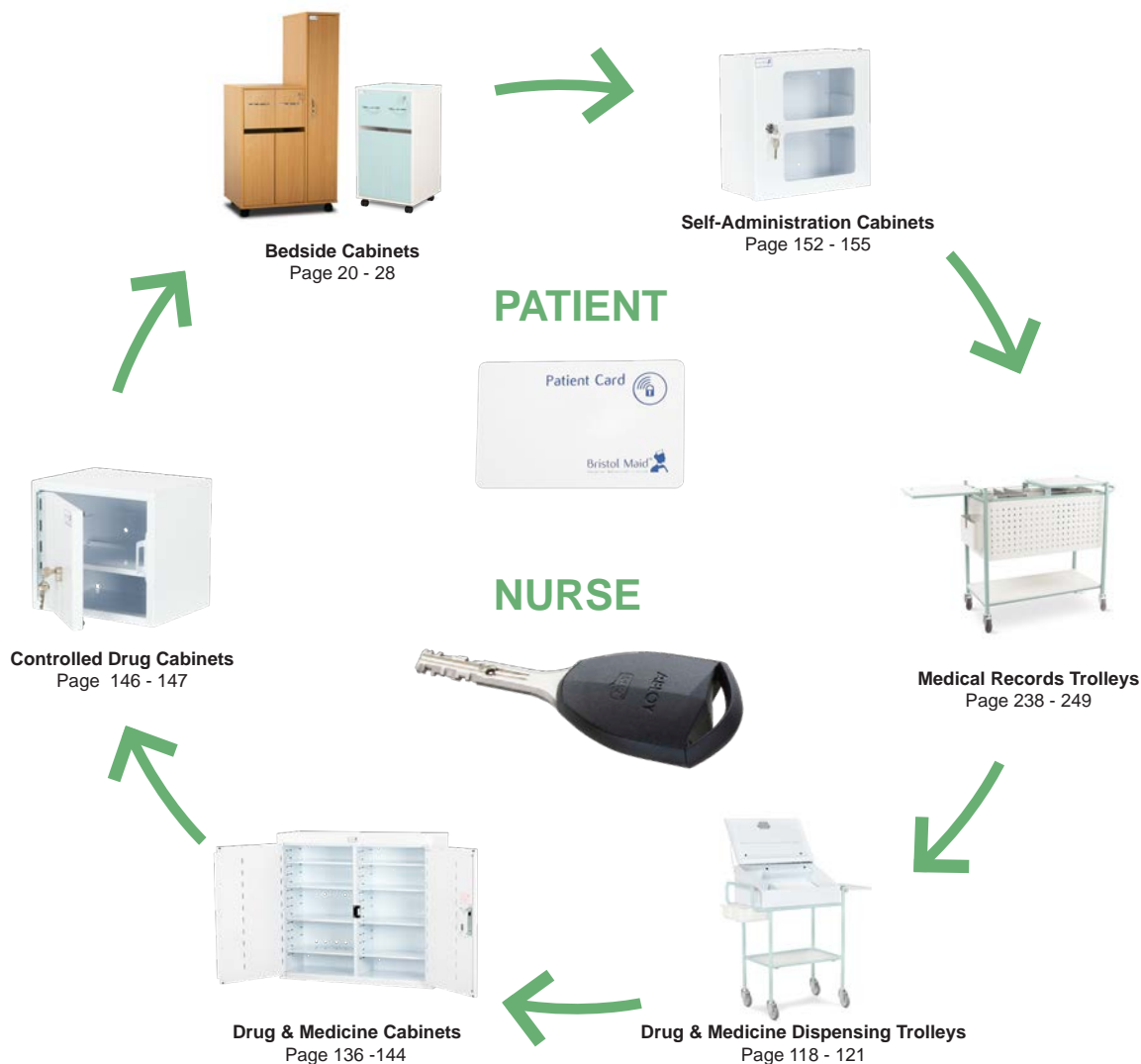
CLIQ® & RFID Solutions

The use of CLIQ® coupled with unique RFID tag identifiers allows a single key to be used with Medicines Management and for Accessing Patient Records.

- Controlled Drug Cabinets (audit trail available)
- Drug & Medicine Cabinets (audit trail available)
- Self-Administration Cabinets
- Bedside Cabinets
- Drug & Medicine Dispensing Trolleys
- Medical Records Trolleys

The use of RFID cards allows a single card to be used with Self-Administration Schemes.

- Self-Administration Cabinets
- Bedside Cabinets



Laptop Holder - Removable, Swing Arm

Features

- Three section swing arm offering height, rotation & angle adjustment
- Compatible with the PT range of single & double door pharmacy trolleys
- Fitted to an upright bolted to the rear left-hand corner of the trolley (upright & holder supplied for customer to fit)
- Laptop supported in a cradle, fitted with adjustable wing arms
- Laptop can be secured using a security clamp (supplied)*
- Adjustable to accept laptops 280 - 435 x 22mm (w x h)
- Maximum capacity 2.0kg
- Design allows easy access to laptop ports

*Not compatible with Dell laptops using the N17 wedge lock system

Standard Colours

- Paint - Grey White



Item	Description	Weight
PT/LHR/S	Removable, Swing Arm	4.7kg

Laptop Holder - Non-Removable, Swing Arm

Features

- Three section swing arm offering height, rotation & angle adjustment
- Compatible with the PT range of single & double door pharmacy trolleys
- Fitted to an upright bolted to the rear left-hand corner of the trolley (upright & holder supplied for customer to fit)
- Laptop supported in a cradle fitted with a steel mounting bracket, fixed using either nyloc or wing nuts
- Laptop can be secured using a security clamp (supplied)*
- Adjustable to accept laptops 280 - 435 x 22mm (w x h)
- Maximum capacity 2.0kg
- Design allows easy access to laptop ports

*Not compatible with Dell laptops using the N17 wedge lock system

Standard Colours

- Paint - Grey White



PT/LHNR/S


Item	Description	Weight
PT/LHNR/S	Non-Removable, Swing Arm	5.0kg

Laptop supported in a cradle fitted with a steel mounting bracket that can be fixed using either nyloc or wing nuts

Security Clamp

Features

- Allows the trolley to be secured to the 'fabric of the building'
- Requires no additional keys, utilises the trolleys own locking system
- One end is secured to the wall, the 'hook shaped' end is trapped by the door / lid of the trolley when closed & locked
- Recommended wall fitting height approx 1000mm




Important Note - Security Clamps
It is a requirement that when the trolley is not in use it should be secured to the 'fabric of the building'. Not only does this prevent casual theft, i.e. trolleys being pushed to an isolated area & broken into, but also encourages good nursing practice, giving the trolley a "permanent home".

"Safe & Secure Handling of Medicines - Royal Pharmaceutical Society, GB-March 2005"

Fitting Your Security Clamp



Securely fasten one end of the clamp to the wall



The 'hook shaped' end is trapped by the door when closed & locked



Item	Description	Cable Length	Weight
MT/1/6F	Security Clamp	950mm	0.75kg

Distribution Trolleys - Lockable Drawers

Features

- Trolleys suitable for the distribution of drugs & medicines from pharmacy to the ward & also with self-administration / patient own drug schemes
- Provides secure drug delivery using drawers which when locked are securely fastened to the trolley
- Drawers are fitted with a CAM lock (supplied with two keys)
- Max load per drawer 3kg
- Supplied as standard with locks to differ, allowing each ward to have its own key & be responsible for removing the drawer from the trolley (remaining key should be kept at the pharmacy)
- Master keys available (additional cost)
- Upper work surface
- Push handles at either end
- Document pocket fitted to end of trolley
- Low level corner bumpers offer protection to both the trolley & fabric of the building
- 125mm pressed steel castors, 2 off braking

Dimensions (w x d x h)

- SA005 - 1026 x 523 x 1002mm
- SA025 - 1180 x 523 x 1002mm
- Drawer - 145 x 423 x 230mm (Internal)

Standard Colours

- Paint - Grey White
- Work Surface - Spearmint

Options / Accessories

- Master Keys - contact us for details



SA005

Item	Description	Weight
SA005	Distribution Trolley - 15 Drawers	49.0kg
SA025	Distribution Trolley - 18 Drawers	56.0kg



Drug & Medicine Storage

Drug & Medicine Cabinets - Shelves & Door Shelves	136
Drug & Medicine Cabinets - Deep Shelves	140
Drug & Medicine Cabinets - Blister Pack (MDS)	144
Auditable Access Control for Medicines Management	145
Controlled Drug Cabinets	146
Drug & Medicine Cupboards	148
Options	150
Patients / Residents Own Medication Cabinets - Self Administration	152
Patients / Residents Own Medication Cabinets - Blister Pack (MDS)	155
Tablet Counter & Storage Boxes	156
Pharmacy & Vaccine Refrigerators	157

Drug & Medicine Cabinets - Shelves & Door Shelves

Features

- Independently tested to BS 2881: 1989 (Security Level One) Specification for Cupboards for the Storage of Medicines in Health Care Premises
- BS 3621 anti-pick & drill, key retaining five pin cylinder lock (supplied with three keys)
- Adjustable & removable shelves (190mm deep) & door shelves (75mm deep)
- Key profile unique to Hospital Metalcraft Ltd, offering 250,000 differs
- Compatible with CLIQ®, integrating electronics into high security mechanical disc cylinders & keys, combining electronic security & remote management in real time
- Optional Digital Push Button Lock (does not conform to BS 2881: 1989)
- 12v DC LED lighting / warning system (model dependent) with volt-free contact to allow connection to light / nurse call systems. Requires 100v - 240v ~, 50Hz-60Hz, 0.3A Mains supply. Supplied fitted with a UK 3 pin plug. CE marked & conforms to the low voltage directives 73/23/EEC & 89/336/EC
- Lighting transformer housing adds 105mm to the overall height
- 0.9mm mild steel welded construction
- Mounting holes provided in back (fixings not included)
- Modular design allows for easy interchange with HTM 63 storage systems
- Compatible with our range of CD cabinets for the storage of Controlled Drugs



Lighting Transformer Housing Adds 105mm to Overall Height



PC639/LX

Single Door Cabinets

Overall Dimensions (w x d x h)	Right Hand Opening		Left Hand Opening		Shelves / Door Shelves	Compatible CD Cabinets	Weight
	Light*	No Light	Light*	No Light			
500 x 300 x 600mm	PC536	PC536/LX	PC536/LH	PC536/LH/LX	3 / 3	CD005, CD010	29.9kg
500 x 300 x 900mm	PC539	PC539/LX	PC539/LH	PC539/LH/LX	4 / 4	CD005, CD010, CD015	34.0kg
600 x 300 x 600mm	PC636	PC636/LX	PC636/LH	PC636/LH/LX	3 / 3	CD005, CD010	33.9kg
600 x 300 x 900mm	PC639	PC639/LX	PC639/LH	PC639/LH/LX	4 / 4	CD005, CD010, CD015	38.0kg

* Transformer casing adds 105mm to overall height

Standard Colours

- Paint - White

Options / Accessories

- DGL - Digital Push Button Lock (Not available on independent locking cabinets)
- SL - Suited Locks (contact us for more information)
- PC/500/ST - Sloping Top (500mm Wide Cabinets)
- PC/600/ST - Sloping Top (600mm Wide Cabinets)
- PC/800/ST - Sloping Top (800mm Wide Cabinets)
- PC/1000/ST - Sloping Top (1000mm Wide Cabinets)
- PC/RLBS - Remote Light Box (Surface Mounted)
- PC/RLBF - Remote Light Plate (Flush Mounted)
- PCB - Buzzer Alarm (Factory Fit to Cabinets with Lights Only)



PC636/LX



PC536/LH/LX

Drug & Medicine Cabinets - Shelves & Door Shelves



Double Door Cabinets - Single Lock

Single Lock (Secures Both Doors)					
Overall Dimensions (w x d x h)	Light*	No Light	Shelves / Door Shelves	Compatible CD Cabinets	Weight
800 x 300 x 600mm	PC836	PC836/LX	6 / 5	CD005, CD010	40.9kg
800 x 300 x 900mm	PC839	PC839/LX	8 / 8	CD005, CD010, CD015	45.9kg
1000 x 300 x 600mm	PC1036	PC1036/LX	6 / 6	CD005, CD010	48.9kg
1000 x 300 x 900mm	PC1039	PC1039/LX	8 / 8	CD005, CD010, CD015	53.9kg

* Transformer casing adds 105mm to overall height



PC839/IND/LX



PC1036/IND/LX

Double Door Cabinets - Each Door Fitted with a Lock

Overall Dimensions (w x d x h)	Each Door Fitted with a Lock		Shelves / Door Shelves	Compatible CD Cabinets	Weight
	Light*	No Light			
800 x 300 x 600mm	PC836/IND	PC836/IND/LX	6 / 4	CD005	40.9kg
800 x 300 x 900mm	PC839/IND	PC839/IND/LX	8 / 8	CD005, CD010	45.9kg
1000 x 300 x 600mm	PC1036/IND	PC1036/IND/LX	6 / 6	CD005, CD010	48.9kg
1000 x 300 x 900mm	PC1039/IND	PC1039/IND/LX	8 / 8	CD005, CD010, CD015	53.9kg

* Transformer casing adds 105mm to overall height

Drug & Medicine Cabinets - Deep Shelves

Features

- Independently tested to BS 2881: 1989 (Security Level One) Specification for Cupboards for the Storage of Medicines in Health Care Premises
- BS 3621 anti-pick & drill, key retaining five pin cylinder lock (supplied with three keys)
- Adjustable & removable deep shelves (250mm deep)
- Key profile unique to Hospital Metalcraft Ltd, offering 250,000 differs
- Compatible with CLIQ®, integrating electronics into high security mechanical disc cylinders & keys, combining electronic security & remote management in real time
- Optional Digital Push Button Lock (does not conform to BS 2881: 1989)
- 12v DC LED lighting / warning system (model dependent) with volt-free contact to allow connection to light / nurse call systems. Requires 100v - 240v ~, 50Hz-60Hz, 0.3A Mains supply. Supplied fitted with a UK 3 pin plug. CE marked & conforms to the low voltage directives 73/23/EEC & 89/336/EC
- Lighting transformer housing adds 105mm to the overall height
- 0.9mm mild steel welded construction
- Mounting holes provided in back (fixings not included)
- Modular design allows for easy interchange with HTM 63 storage systems
- Compatible with our range of CD cabinets for the storage of Controlled Drugs



PC336/FS/LX

Single Door Cabinets

Overall Dimensions (w x d x h)	Right Hand Opening		Left Hand Opening		Shelves	Compatible CD Cabinets	Nomad Capacity	Weight
	Light*	No Light	Light*	No Light				
300 x 300 x 600mm	PC336/FS	PC336/FS/LX	PC336/FS/LH	PC336/FS/LH/LX	3	CD005	13 x Cassettes	16.9kg
500 x 300 x 600mm	PC536/FS	PC536/FS/LX	PC536/FS/LH	PC536/FS/LH/LX	3	CD005, CD010	24 x Cassettes	29.9kg
600 x 300 x 600mm	PC636/FS	PC636/FS/LX	PC636/FS/LH	PC636/FS/LH/LX	3	CD005, CD010	32 x Cassettes	33.9kg
500 x 300 x 900mm	PC539/FS	PC539/FS/LX	PC539/FS/LH	PC539/FS/LH/LX	4	CD005, CD010, CD015	35 x Cassettes	34.9kg
600 x 300 x 900mm	PC639/FS	PC639/FS/LX	PC639/FS/LH	PC639/FS/LH/LX	4	CD005, CD010, CD015	44 x Cassettes	38.9kg

* Transformer casing adds 105mm to overall height

Standard Colours

- Paint - White

Options / Accessories

- DGL - Digital Push Button Lock (Not available on independent locking cabinets)
- SL - Suited Locks (contact us for more information)
- PC/300/ST - Sloping Top (300mm Wide Cabinets)
- PC/500/ST - Sloping Top (500mm Wide Cabinets)
- PC/600/ST - Sloping Top (600mm Wide Cabinets)
- PC/800/ST - Sloping Top (800mm Wide Cabinets)
- PC/1000/ST - Sloping Top (1000mm Wide Cabinets)
- PC/RLBS - Remote Light Box (Surface Mounted)
- PC/RLBF - Remote Light Plate (Flush Mounted)
- PCB - Buzzer Alarm (Factory Fit to Cabinets with Lights Only)



PC536/FS/LH/LX



PC639/FS/LX

Drug & Medicine Cabinets - Deep Shelves



PC839/FS/LX



Lighting Transformer
Housing Adds 105mm
to Overall Height



PC1039/FS/LX

Double Door Cabinets - Single Lock

Single Lock (Secures Both Doors)						
Overall Dimensions (w x d x h)	Light*	No Light	Shelves	Compatible CD Cabinets	Nomad Capacity	Weight
800 x 300 x 600mm	PC836/FS	PC836/FS/LX	6	CD005, CD010	-	40.9kg
800 x 300 x 900mm	PC839/FS	PC839/FS/LX	8	CD005, CD010, CD015	-	45.9kg
1000 x 300 x 600mm	PC1036/FS	PC1036/FS/LX	6	CD005, CD010	58 x Cassettes	48.9kg
1000 x 300 x 900mm	PC1039/FS	PC1039/FS/LX	8	CD005, CD010, CD015	80 x Cassettes	53.9kg

* Transformer casing adds 105mm to overall height



PC839/FS/IND



PC1036/FS/IND/LX

Double Door Cabinets - Each Door Fitted with a Lock

Overall Dimensions (w x d x h)	Each Door Fitted With a Lock		Shelves	Compatible CD Cabinets	Nomad Capacity	Weight
	Light*	No Light				
800 x 300 x 600mm	PC836/FS/IND	PC836/FS/IND/LX	6	CD005, CD010	-	40.9kg
800 x 300 x 900mm	PC839/FS/IND	PC839/FS/IND/LX	8	CD005, CD010	-	45.9kg
1000 x 300 x 600mm	PC1036/FS/IND	PC1036/FS/IND/LX	6	CD005, CD010	58 x Cassettes	48.9kg
1000 x 300 x 900mm	PC1039/FS/IND	PC1039/FS/IND/LX	8	CD005, CD010, CD015	80 x Cassettes	53.9kg

* Transformer casing adds 105mm to overall height

Drug & Medicine Cabinets - Blister Pack (MDS)

Features

- Independently tested to BS 2881: 1989 (Security Level One) Specification for Cupboards for the Storage of Medicines in Health Care Premises
- BS 3621 anti-pick & drill, key retaining five pin cylinder lock (supplied with three keys)
- Hooks at rear of cabinet support frames for the popular blister pack Monitored Dosage System (MDS)
- Key profile unique to Hospital Metalcraft Ltd, offering 250,000 differs
- Compatible with CLIQ®, integrating electronics into high security mechanical disc cylinders & keys, combining electronic security & remote management in real time
- Optional Digital Push Button Lock (does not conform to BS 2881: 1989)
- 12v DC LED lighting / warning system (model dependent) with volt-free contact to allow connection to light / nurse call systems. Requires 100v - 240v ~, 50Hz -60Hz, 0.3A Mains supply. Supplied fitted with a UK 3 pin plug. CE marked & conforms to the low voltage directives 73/23/EEC & 89/336/EC
- Lighting transformer housing adds 105mm to the overall height
- 0.9mm mild steel welded construction
- Mounting holes provided in back (fixings not included)
- Modular design allows for easy interchange with HTM 63 storage systems

Standard Colours

- Paint - White

Options / Accessories

- DGL - Digital Push Button Lock (Not available on independent locking cabinets)
- SL - Suited Locks (contact us for more information)
- PC/500/ST - Sloping Top (500mm Wide Cabinets)
- PC/600/ST - Sloping Top (600mm Wide Cabinets)
- PC/RLBS - Remote Light Box (Surface Mounted)
- PC/RLBF - Remote Light Plate (Flush Mounted)
- PCB - Buzzer Alarm (Factory Fit to Cabinets with Lights Only)



PC536/MDS
(Frames not included)

Single Door Cabinets

Overall Dimensions (w x d x h)	Right Hand Opening		Left Hand Opening		MDS Capacity	Weight
	Light*	No Light	Light*	No Light		
500 x 300 x 900mm	PC539/MDS	PC539/MDS/LX	PC539/LH/MDS	PC539/LH/MDS/LX	4 x Frames	31.4kg
600 x 300 x 900mm	PC639/MDS	PC639/MDS/LX	PC639/LH/MDS	PC639/LH/MDS/LX	6 x Frames	35.2kg

* Transformer casing adds 105mm to overall height

Auditable Access Control for Medicines Management



What Is CLIQ®?

CLIQ® is the very latest in user-friendly, web-based security management. Part of the Protec² CLIQ® from Abloy range, CLIQ® is designed for remote sites, enabling the commissioning, programming and full administration of security management centrally via web-based software.

How Does It Work?

CLIQ® integrates electronics into mechanical cylinders and keys, providing a security solution that can be managed remotely. In short, this works like an electronic handshake; when the key is inserted it engages with the cylinder, sending a random number back to the key. The key replies with an encrypted response which is decrypted by the cylinder and if valid the cylinder then allows access. It is important to remember that the mechanical combination must match as well as the digital combination. CLIQ® allows a single key to be used with multiple cabinets or trolleys.

System Features

- Secure - Provides dual security through the patented Protec² CLIQ® from Abloy mechanical disc cylinders and keys along with DES encryption, a recognised electronic standard
- Easily Programmable - Keys can be added quickly and programmed to specific time and date schedules
- Fully Auditable - Audit trails can be accessed from both the cylinder and key
- Reduces Keys - One key can be programmed to open multiple cabinets or trolleys
- The CLIQ® environment works in an Amazon cloud hosted server maintained and supported by Abloy allowing remote user access via a secure connection from anywhere in the world
- Cost Effective - Low installation & maintenance costs along with a long lifecycle (requires no wires or system updates, power for the cylinder is provided by the key)
- Easily Retrofittable - CLIQ® can be used with a variety of locking solutions including euro lock profile cases, padlocks, camlocks & furniture locks

System Benefits

- Save valuable nursing time which can be used to deliver patient care
- Reduces delay in administering medication
- Improves drug & medicine security
- No more unlocked drug & medicine cabinets
- Eliminates the need to replace locks as a result of lost keys
- One key can be programmed to open multiple cabinets or trolleys
- The key is made personal to that member of staff, resulting in increased ownership and a reduction in the number of keys lost
- Easy to apply remote management, saves money and has the ability to cover several hospitals
- Time and date based access rights, with a full audit trail allow for full visibility of when visits were made
- New keys can be added to the system quickly and easily, removal of lost ones is hassle-free
- Reduction in time spent looking for the person holding the key

Process Flow

Start of Shift - Key Validation & Authorisation

Recurring validation forces users to place their key into the Wall Programming Device. User authorisations are uploaded to the key

During The Shift - Operation

The key will only open cabinets where access permissions have been granted. Each time the key is used in a cabinet fitted with an PROTEC² cylinder, an audit trail is created on both the key and cylinder

End of Shift - Automated Data Transfer

Key is placed into the Wall Programming Device. Previous key transactions are automatically downloaded from the key and stored in the audit trail archive

System Components

CLIQ® Key

- Provides dual security through the patented PROTEC² mechanical disc cylinders & keys, along with DES encryption, a recognised electronic standard
- Thin, light but incredibly strong key



PROTEC² Lock Barrel

- A bump proof mechanism
- Exceptionally smooth key entry & operation



Wall Programming Device

- Updates keys remotely (linking the server & keys)
- Offers high level data encryption
- Allows the use of recurring validation, forcing users to validate their keys at the start of their shift whilst automatically downloading audit trails which are relayed to the server



Traka21

- Sophisticated stand-alone key management system to control the issuing of keys
- Keys are accessed using PIN number technology
- Holds up to 21 keys or keysets



Controlled Drug Cabinets

Features

- Exceeds the statutory requirement for the storage of controlled drugs “The Misuse of Drugs (Safe Custody) Regulations 1973” (with the exception of CD045 & CD145)
- BS 3621 anti-pick & drill, key retaining six pin cylinder lock (supplied with two keys & identification card)
- Key profile unique to Hospital Metalcraft Ltd, offering 250,000 differs per profile
- Compatible with CLIQ®, integrating electronics into high security mechanical disc cylinders & keys, combining electronic security & remote management in real time
- Can be supplied with a micro-switch to allow connection to remote lighting / nurse call system by others (CD905), or supplied with a 12v DC LED lighting / warning system with volt-free contact to allow connection to light / nurse call systems. Requires 100v - 240v ~, 50Hz -60Hz, 0.3A Mains supply. Supplied fitted with a UK 3 pin plug. CE marked & conforms to the low voltage directives 73/23/EEC & 89/336/EC
- Lighting transformer casing adds 105mm to the overall height
- 1.5mm mild steel, seamless welded construction
- Mounting holes provided in back (fixings not included)
- Adjustable & removable shelves
- Security of models CD005, CD010 & CD015 can be enhanced by concealing inside one of our ‘Drug & Medicine Cabinets’
- Modular design allows for easy interchange with HTM 63 storage systems

Standard Colours

- Paint - White

Options / Accessories

- CD905 - Micro-switch to connect to remote light box / alarm
- CD910 / CD911 / CD913 - 12v DC LED Lighting / Warning System (for compatibility see tables below)
- PCB - Buzzer Alarm (Factory Fit to Cabinets with Lights Only)



CD015



CD125



CD010

Overall Dimensions (w x d x h)	R/H Door	L/H Door	Shelves	Lighting / Warning System (Optional)	Weight
210 x 270 x 300mm	CD005	-	1	CD910	8.0kg
335 x 270 x 300mm	CD010	CD110	1	CD910	9.0kg
335 x 270 x 550mm	CD015	CD115	2	CD910	17.0kg
500 x 300 x 550mm	CD020	CD120	2	CD910	20.0kg
500 x 300 x 850mm	CD025	CD125	3	CD910	37.0kg
500 x 300 x 850mm	CD030	CD130	3	CD911	42.0kg
500 x 450 x 1250mm	CD035	CD135	4	CD911	59.0kg
500 x 465 x 1900mm	CD045	CD145	6	CD913	91.0kg

Optional 12v DC LED Lighting / Warning System

- Requires 100v - 240v ~, 50Hz-60Hz, 0.3A Mains supply. Supplied fitted with a UK 3 pin plug
- Door activated micro-switch
- LED* warning light illuminates
- Green when closed
- Red when open
- Flashes red when open for 2 ½ minutes
- Volt-free contact to allow connection to an additional light / nurse call system
- Optional buzzer

*Externally mounted



CD010/CD910



CD035



CD135



CD145

Drug & Medicine Cupboards

Features

- Independently tested to BS2881: 1989 (Security Level One) Specification for Cupboards for the Storage of Medicines in Health Care Premises
- BS3621 anti-pick & drill, key retaining five pin cylinder lock (supplied with three keys)
- Available as either 870 / 1870mm high
- Available with either...
 - Plastic Trays
 - Shelves
 - Shelves & Dividers
- Key profile unique to Hospital Metalcraft Ltd, offering 250,000 differs
- Compatible with CLIQ®, integrating electronics into high security mechanical disc cylinders & keys, combining electronic security & remote management in real time
- Optional Digital Push Button Lock (does not conform to BS 2881: 1989)
- Worksurface supplied with 870mm cupboards (removable to assist with positioning under existing worktops)
- 0.9mm mild steel welded construction
- Modular design allows for easy interchange with HTM 63 storage systems

Dimensions (w x d x h)

- Overall Dimensions
 - 870mm - 500 x 536 x 870mm
 - 1870mm - 500 x 536 x 1870mm
- Trays
 - Shallow Tray - 355 x 405 x 100mm (internal)
 - Deep Tray - 355 x 405 x 150mm (internal)

Standard Colours

- Paint - White

Options / Accessories

- SL - Suited Locks (contact us for more information)
- DGL - Digital Push Button Lock
- MC/JK/870 - Joining Kit & Full Width Worktop (required when connecting 870mm cupboards)
- MC/JK/1870 - Joining Kit (required when connecting 1870mm cupboards)
- MC/ST - Sloping Top (1870mm cupboards)
- MC/DIV - Set of 16 Dividers

870mm High Cupboard

Overall Dimensions (w x d x h)	Description	Right Hand Opening	Left Hand Opening	Weight
500 x 536 x 870mm	Plastic Trays	MC/R/870/3S2D	MC/L/870/3S2D	45.6kg
500 x 536 x 870mm	Shelves	MC/R/870/FS	MC/L/870/FS	37.0kg



MC/L/870/FS



MC/R/870/3S2D



Plastic Trays

- Interchangeable with our Caretray range
 - 870mm Cupboards - 3 x 100mm, 2 x 150mm trays
 - 1870mm Cupboards - 7 x 100mm, 5 x 150mm trays
- Translucent, impact-resistant trays & dividers, smooth surfaces & radiused edges assists cleaning (compatible with steam cleaning / high temperature machine washing)
- Trays feature an integral handle with a plastic clip-on label cover (coloured label strips supplied - white, blue, green, yellow & red)
- Each tray supplied with 2 x long & 2 x short dividers
- Max load per tray 5kg



Shelves

- Adjustable at 50mm increments
 - 870mm Cupboards - 3 x shelves
 - 1870mm Cupboards - 8 x shelves
- Suitable for the storage of MDS frames (if required)
 - 870mm Cupboards - 6 x frames
 - 1870mm Cupboards - 16 x frames



Shelves & Dividers

- Adjustable at 50mm increments
- 100mm high removable dividers are adjustable at 25mm increments
 - 870mm Cupboards - N/A
 - 1870mm Cupboards - 8 x shelves & 16 x dividers



MC/R/1870/FS/DGL



MC/R/1870/7S5D

1870mm High Cupboard

Overall Dimensions (w x d x h)	Description	Right Hand Opening	Left Hand Opening	Weight
500 x 536 x 1870mm	Plastic Trays	MC/R/1870/7S5D	MC/L/1870/7S5D	88.6kg
500 x 536 x 1870mm	Shelves	MC/R/1870/FS	MC/L/1870/FS	69.0kg
500 x 536 x 1870mm	Shelves & Dividers	MC/R/1870/FSD	MC/L/1870/FSD	79.0kg


Sloping Top

Features

- Compatible with 300 / 500 / 600 / 800 & 1000mm wide Drug Cabinets & 500mm wide Drug & Medicine Cupboards
- Prevents items being stored on the top of the cabinet & assists cleaning
- Increases the overall height of the cabinet by 193mm
- Void within the top provides a space to locate the transformer for the lighting / warning system
- Access to the transformer provided via a removable plate

Standard Colours

- Paint - White



Item	Description	Weight
PC/300/ST	Drug & Medicine Cabinets - 300mm	1.3kg
PC/500/ST	Drug & Medicine Cabinets - 500mm	1.5kg
PC/600/ST	Drug & Medicine Cabinets - 600mm	1.6kg
PC/800/ST	Drug & Medicine Cabinets - 800mm	1.7kg
PC/1000/ST	Drug & Medicine Cabinets - 1000mm	1.8kg
MC/ST	Drug & Medicine Cupboards - 500mm	2.9kg

Warning Light System

Features

- Suitable for use with Bristol Maid Controlled Drug cabinets
- Provides a visual indication when the cabinet is open
- LED illuminates...
 - Green when the door is closed
 - Red when the door is open
 - Flashes red when open for 2 ½ minutes
- Operates using a door activated micro-switch connected to a 12v DC LED lighting / warning system (model dependent) with volt-free contact to allow connection to light / nurse call systems. Requires 100v - 240v ~, 50Hz -60Hz, 0.3A Mains supply. Supplied fitted with a UK 3 pin plug. CE marked & conforms to the low voltage directives 73/23/EEC & 89/336/EC
- Lighting transformer housing adds 105mm to the overall height

Standard Colours

- Paint - White




Item	Description*
CD910	LED Lighting / Warning System
CD911	LED Lighting / Warning System
CD913	LED Lighting / Warning System

*Refer to page 146 for compatibility

Joining Kits - Drug & Medicine Cupboards

Features

- Allows two cupboards to be joined together
- 870mm joining kit supplied with a full width worktop (2 units)



MC/JK/870

Item	Description
MC/JK/870	Joining Kit - 870mm High Unit
MC/JK/1870	Joining Kit - 1870mm High Unit

Remote Light Box

Features

- Compatible with Bristol Maid Drug & Medicine / Controlled Drug Cabinets where a light has been fitted
- Provides a remote visual indication when the cabinet is open
- Models available for surface or flush mounting (100 x 50 x 150mm - w x d x h)
- Units fitted without a light require a separate micro-switch & a 12v DC supply



PC/RLBS



PC/RLBF

Item	Description
PC/RLBS	Remote Light Box - Surface Mounted
PC/RLBF	Remote Light Plate - Flush Mounted

Digital Push Button Lock

Features

- Requires a five-digit code to operate (set by customer)
- Cabinets fitted with this lock will not conform to BS2881: 1989 (Security Level One) Specification for Cupboards for the Storage of Medicines in Health Care Premises



Item	Description
DGL	Digital Push Button Lock

Dividers - Drug & Medicine Cupboards

Features

- Spare / replacement dividers for cupboards supplied with shelves & dividers
- 100mm high dividers locate into slots on the shelves, adjustable at 25mm increments



Shelf not supplied

Item	Description
MC/DIV	Dividers - Set of 16

Micro Switch

Features

- Micro switch to allow connection to nurse call system



CD905

Item	Description
CD905	Micro Switch - Controlled Drug Cabinets
PC905	Micro Switch - Drug & Medicine Cabinets

Buzzer Alarm

Features

- Replacement circuit board with buzzer
- Compatible with Bristol Maid Drug & Medicine / Controlled Drug Cabinets where a light has been fitted
- Buzzer pulses on/off after the door has been open for 2 ½ minutes
- Factory fit only

Item	Description
PCB	Buzzer Alarm

Suited Locks

Features

- Suited locks (allows multiple locks / cabinets to operate using the same key)
- Not all cabinets can have suited locks - contact customer service

Item	Description
SL	Suited Locks

Patients / Residents Own Medication Cabinets - Self Administration

Features

- Suitable for use with...
 - Drugs retained in original packs
 - Individual MDS packs with dividers & name cards
 - Nomad cassettes
 - Roll type blister packs
- Available with either a side or bottom hinged door (optional Perspex visibility panel)
- Available fitted with either...
 - CAM Lock - Supplied with two keys*
 - Electronic Push Button Lock - Programmable four-digit code
- 0.9mm mild steel construction
- Mounting holes in back / bottom (fixings not included)
- Shelves not included (optional)
- Supplied with a self-adhesive name card holder (length 60mm)

*For security we recommend that each ward/wing operates a different series, master keys available at additional cost

Standard Colours

- Paint - White

Options / Accessories

- SAC/FS/2 - Shelf, 200mm Wide
- SAC/FS/3 - Shelf, 300mm Wide
- SAC/FS/4 - Shelf, 400mm Wide



SAC/413/S



SAC/313/S/VP



SAC/213/S

Side-Hinged

Overall Dimensions (w x d x h)	CAM Lock		Electric Push Button Lock		Shelf Compatibility	Weight
	Solid Door	Perspex Panel	Solid Door	Perspex Panel		
210 x 155 x 315mm	SAC/213/S	SAC/213/S/VP	SAC/213/S/CL	SAC/213/S/CL/VP	SAC/FS/2	2.6kg
310 x 155 x 315mm	SAC/313/S	SAC/313/S/VP	SAC/313/S/CL	SAC/313/S/CL/VP	SAC/FS/3	3.4kg
410 x 155 x 315mm	SAC/413/S	SAC/413/S/VP	SAC/413/S/CL	SAC/413/S/CL/VP	SAC/FS/4	4.1kg

Electronic Push Button Lock

- Uses a 10-button keypad & # button
- Easy programming & code change
- Four user levels offer differing levels of authority...
 - Master / Technician - 8 digits
 - Staff / User - 4 digits
- Low battery warning, with failure override using 9v battery & master code



SAC/313/B/CL



SAC/413/B - Shown with optional shelf SAC/FS/4



SAC/213/B/VP

Bottom-Hinged

Overall Dimensions (w x d x h)	CAM Lock		Electric Push Button Lock		Shelf Compatibility	Weight
	Solid Door	Perspex Panel	Solid Door	Perspex Panel		
210 x 155 x 315mm	SAC/213/B	SAC/213/B/VP	SAC/213/B/CL	SAC/213/B/CL/VP	SAC/FS/2	2.6kg
310 x 155 x 315mm	SAC/313/B	SAC/313/B/VP	SAC/313/B/CL	SAC/313/B/CL/VP	SAC/FS/3	3.4kg
410 x 155 x 315mm	SAC/413/B	SAC/413/B/VP	SAC/413/B/CL	SAC/413/B/CL/VP	SAC/FS/4	4.1kg

Shelves

Features

- Flat shelves (100mm deep)
- Removable to assist cleaning, allow the storage of larger items

Standard Colours

- Paint - White



SAC/FS/2



SAC/FS/3



SAC/FS/4

Item	Description	Weight
SAC/FS/2	Shelf - 200mm (SAC/213 Range)	0.2kg
SAC/FS/3	Shelf - 300mm (SAC/313 Range)	0.2kg
SAC/FS/4	Shelf - 400mm (SAC/413 Range)	0.3kg

Patients / Residents Own Medication Cabinets - Monitored Dosage, MDS Frames

Features

- Suitable for use with MDS frames with dividers & name cards (max 100mm depth)
- Models available to hold one or two frames (frames not included)
- Available fitted with either...
 - CAM Lock - Supplied with two keys
 - Electronic Push Button Lock - Programmable four-digit code
- Constructed from melamine faced chipboard
- Mounting holes provided in back (fixings not included)
- Models SA045 & SA045/CL supplied with an adjustable shelf

Standard Colours

- Body / Door - Beech



SA040 - frames not included

Electronic Push Button Lock

- Uses a 10-button keypad & # button
- Easy programming & code change
- Four user levels offer differing levels of authority...
 - Master / Technician - 8 digits
 - Staff / User - 4 digits
- Low battery warning, with failure override using 9v battery & master code



SA045 - frames not included

Overall Dimensions (w x d x h)	MDS Capacity	CAM Lock	Electronic Push Button Lock	Weight
325 x 245 x 420mm	One Frame	SA040	SA040/CL	7.5kg
325 x 245 x 775mm	Two Frames	SA045	SA045/CL	12.1kg

Tablet Counter

Features

- Stainless steel tablet counter
- Etched legend to interpret rows (max 22) into number of tablets



Item	Description	Dimensions (w x d x h)
PE/30	Tablet Counter	205 x 195 x 10mm

Storage Boxes - Lightweight

Features

- Lightweight aluminium construction
- Fitted with handle
- CAM Lock (supplied with two keys)
- Cannot be wall mounted

Standard Colours

- Paint - White



Item	Description	Overall Dimensions (w x d x h)	Weight
SB/221	Storage Box - Small	200 x 200 x 150mm	0.9kg
SB/321	Storage Box - Medium	300 x 200 x 150mm	1.1kg
SB/421	Storage Box - Large	400 x 200 x 150mm	1.4kg

Pharmacy & Vaccine Refrigerators - Solid & Glass Doors



Features

- Compliant with the Department of Health Green Book
- Recommendations in the General Pharmaceutical Council Standards
- Royal College of Veterinary Surgeons Guidelines
- Designed specifically for the safe storage of vaccines & pharmaceuticals
- Available as bench top, under bench, wall fitting or free-standing
- Temperature range +2°C to +8°C
- Second wandering temperature probe (can be placed anywhere within the refrigerator, ideal for pharmacists needing to comply with MHRA regulations)
- IntelliCold® touch screen controller
 - Automatic 24/7 temperature & fridge operation data recording (micro-SD card required)
 - Min / max temperature control, display & recording
 - Displays temperature from both probes
 - High / low temperature alarm
 - Door open alarm
 - Mains failure alarm (requires batteries)
 - Alarm battery back-up
- Internal LED light
- Access port & remote alarm contacts
- Fan assisted cooling
- Off cycle auto-defrost
- Low GWP environmentally friendly refrigerant
- Self-closing doors with door open alarm
- Available with either...
 - CAM Lock - Supplied with two keys
 - Digital Push Button Lock - Programmable four-digit code
- Adjustable shelves
- Micro-SD card (optional)
- Full UKAS calibration service (optional)
- Repeat alarm (optional)

Standard Colours

- Exterior - White / Blue
- Interior - White



5RLDG0519DIGILOCK

5RLDF0119

5RLDF0219

Overall Dimensions (w x d x h)	CAM Lock	Digital Push Button	Description	Shelves	Weight
Solid Door					
450 x 510 x 538mm (36 Litres)	5RLDF0119	5RLDF0119DIGILOCK	Bench/Wall Mounting*	2	30.0kg
450 x 510 x 740mm (66 Litres)	5RLDF0219	5RLDF0219DIGILOCK	Bench/Wall Mounting*	3	34.0kg
600 x 600 x 835mm (150 Litres)	5RLDF0519	5RLDF0519DIGILOCK	Under Bench	3	51.0kg
Glass Door					
600 x 600 x 835mm (150 Litres)	5RLDG0519	5RLDG0519DIGILOCK	Under Bench	3	54.0kg

*Integral Wall Mounting Brackets





Examination / Treatment Couches & Chairs

Examination & Treatment Couches - Variable Height	160
Examination & Treatment Couches - Fixed Height	164
Couch Steps & Leg Rests	165
Examination & Treatment Couches - Bariatric	168
Examination & Treatment Chairs	172
Examination & Treatment Chairs - Bariatric	173
Phlebotomy Chairs - Variable Height	174
Phlebotomy Chairs - Fixed Height	176
Options	177

Examination & Treatment Couch, Two Section



Features

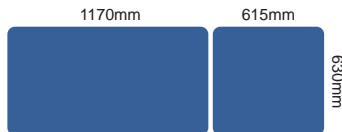
- BS 2838-2: 1991 Examination & general treatment couches, build, performance & safety specifications
- EN 60601-1:2006+A12:2014 Medical electrical equipment. General requirements for basic safety & essential performance
- Electric or hydraulic height adjustment
- Height adjustment from 490 - 950mm
- Adjustable angle backrest
 - Manual -25 to +90 degrees
 - Electric -22 to +90 degrees
- Anti-trap gas strut fitted with a release lever used on the backrest section (optional electric)
- Retractable castors fitted to both ends to assist with movement & positioning
- One adjustable foot fitted to allow levelling on uneven floors
- Clearance beneath frame allows access for mobile hoists
- Electric models (230V ~, 50/60H) fitted with a UK 3 pin plug & available with a hand or foot switch
- Hydraulic models use a foot pump pedal positioned on both sides of the couch
- Seamless upholstery using flame retardant anti-microbial vinyl
- Frames prepared to accept optional accessories
- Maximum capacity 225kg

Dimensions (w x d x h)

- 630 x 1790 x 490 - 950mm

Standard Colours

- Paint - White
- Vinyl - Bristol Blue



Options

- E02 - Paper Roll Holder
- E03 - Side Support Rails (Pair)
- E04 - Side Support Rails C/W Cushions (Pair)
- E05 - Breather Hole & Plug
- E06 - Battery Back Up
- E07 - Height Adjustable Armrests (Pair)
- E08 - Infusion Pole
- E11 - Lithotomy Stirrups (Pair)
- E12 - Leg Supports (Pair)



EC1210/VBB/E02/E05

Item	Description	Weight
EC1205/VBB	Hydraulic	68.8kg
EC1210/VBB	Electric, Hand Switch	68.8kg
EC1215/VBB	Electric, Foot Switch	68.8kg
EC1220/VBB	Electric with Electric Backrest - Hand Switch	71.1kg
EC1225/VBB	Electric with Electric Backrest - Foot Switch	71.1kg

Alternative colours available at extra cost. Change suffix 'VBB' on the product code with any of the following i.e. Hydraulic in Aquamarine - EC1205/VAQ



Examination & Treatment Couch, Two Section, Mobile



Features

- BS 2838-2: 1991 Examination & general treatment couches, build, performance & safety specifications
- EN 60601-1:2006+A12:2014 Medical electrical equipment. General requirements for basic safety & essential performance
- Electric or hydraulic height adjustment
- Height adjustment from 490 - 950mm
- Adjustable angle backrest
 - Manual -25 to +90 degrees
 - Electric -22 to +90 degrees
- Anti-trap gas strut fitted with a release lever used on the backrest section (optional electric)
- 125mm swivel castors featuring a central locking & steering facility
- Clearance beneath frame allows access for mobile hoists
- Electric models (230V ~, 50/60H) fitted with a UK 3 pin plug & available with a hand or foot switch
- Hydraulic models use a foot pump pedal positioned on both sides of the couch
- Seamless upholstery using flame retardant anti-microbial vinyl
- Swing down side support rails fitted to either side
- Frames prepared to accept optional accessories
- Maximum capacity 225kg



Foot Switch

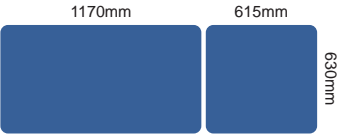
Hand Switch

Dimensions (w x d x h)

- 630 x 1790 x 490 - 950mm

Standard Colours

- Paint - White
- Vinyl - Bristol Blue



Options

- E02 - Paper Roll Holder
- E04/U - Side Support Rails C/W Cushions Upgrade (Pair)
- E05 - Breather Hole & Plug
- E06 - Battery Back Up
- E11 - Lithotomy Stirrups (Pair)
- E12 - Leg Supports (Pair)



HEIGHT ADJUSTABLE

EC1235/VBB

Item	Description	Weight
EC1230/VBB	Hydraulic	75.0kg
EC1235/VBB	Electric, Hand Switch	75.0kg
EC1240/VBB	Electric, Foot Switch	75.0kg
EC1245/VBB	Electric with Electric Backrest - Hand Switch	77.3kg
EC1250/VBB	Electric with Electric Backrest - Foot Switch	77.3kg

Alternative colours available at extra cost. Change suffix 'VBB' on the product code with any of the following i.e. Electric, Hand Switch in Graphite - EC1235/VGH



Examination & Treatment Couch, Three Section

Features

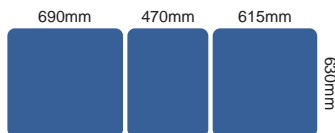
- BS 2838-2: 1991 Examination & general treatment couches, build, performance & safety specifications
- EN 60601-1:2006+A12:2014 Medical electrical equipment. General requirements for basic safety & essential performance
- Electric or hydraulic height adjustment
- Height adjustment from 490 - 950mm
- Adjustable angle backrest
 - Manual -25 to +90 degrees
 - Electric -22 to +90 degrees
- Adjustable angle footrest from -25 to +75 degrees
- Anti-trap gas struts fitted with release levers used on the back & footrest sections (optional electric backrest)
- Retractable castors fitted to both ends to assist with movement & positioning
- One adjustable foot fitted to allow levelling on uneven floors
- Clearance beneath frame allows access for mobile hoists
- Electric models (230V ~, 50/60H) fitted with a UK 3 pin plug & available with a hand or foot switch
- Hydraulic models use a foot pump pedal positioned on both sides of the couch
- Seamless upholstery using flame retardant anti-microbial vinyl
- Frames prepared to accept optional accessories
- Maximum capacity 225kg

Dimensions (w x d x h)

- 630 x 1790 x 490 - 950mm

Standard Colours

- Paint - White
- Vinyl - Bristol Blue



Item	Description	Weight
EC1305/VBB	Hydraulic	70.2kg
EC1310/VBB	Electric, Hand Switch	70.2kg
EC1315/VBB	Electric, Foot Switch	70.2kg
EC1320/VBB	Electric with Electric Backrest - Hand Switch	72.5kg
EC1325/VBB	Electric with Electric Backrest - Foot Switch	72.5kg

Options

- E02 - Paper Roll Holder
- E03 - Side Support Rails (Pair)
- E04 - Side Support Rails C/W Cushions (Pair)
- E05 - Breather Hole & Plug
- E06 - Battery Back Up
- E07 - Height Adjustable Armrests (Pair)
- E08 - Infusion Pole



Foot Switch



Hand Switch

Planned
Preventative
Maintenance
Contact us for
details



Alternative colours available at extra cost. Change suffix 'VBB' on the product code with any of the following i.e. Electric, Foot Switch in Onyx Black - EC1315/**VOB**



Examination & Treatment Couch, Three Section, Mobile



Features

- BS 2838-2: 1991 Examination & general treatment couches, build, performance & safety specifications
- EN 60601-1:2006+A12:2014 Medical electrical equipment. General requirements for basic safety & essential performance
- Electric or hydraulic height adjustment
- Height adjustment from 490 - 950mm
- Adjustable angle backrest
 - Manual -25 to +90 degrees
 - Electric -22 to +90 degrees
- Adjustable angle footrest from -25 to +75 degrees
- Anti-trap gas struts fitted with release levers used on the back & footrest sections (optional electric backrest)
- 125mm swivel castors featuring a central locking & steering facility
- Clearance beneath frame allows access for mobile hoists
- Electric models (230V ~, 50/60H) fitted with a UK 3 pin plug & available with a hand or foot switch
- Hydraulic models use a foot pump pedal positioned on both sides of the couch
- Seamless & contoured upholstery using flame retardant & anti-microbial vinyl
- Swing down side support rails fitted to either side
- Frames prepared to accept optional accessories
- Maximum capacity 225kg



Foot Switch

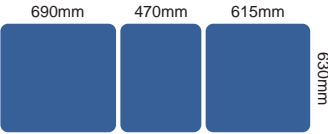
Hand Switch

Dimensions (w x d x h)

- 630 x 1790 x 490 - 950mm

Standard Colours

- Paint - White
- Vinyl - Bristol Blue



Options

- E02 - Paper Roll Holder
- E04/U - Side Support Rails C/W Cushions Upgrade (Pair)
- E05 - Breather Hole & Plug
- E06 - Battery Back Up



EC1335/VBB



Item	Description	Weight
EC1330/VBB	Hydraulic	76.4kg
EC1335/VBB	Electric, Hand Switch	76.4kg
EC1340/VBB	Electric, Foot Switch	76.4kg
EC1345/VBB	Electric with Electric Backrest - Hand Switch	78.7kg
EC1350/VBB	Electric with Electric Backrest - Foot Switch	78.7kg

Alternative colours available at extra cost. Change suffix 'VBB' on the product code with any of the following i.e. Electric with Electric Backrest - Hand Switch in Coastal Blue - EC1345/**VCB**



Examination & Treatment Couch, Two Section, Fixed Height



Features

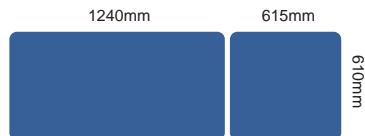
- Fixed height approx. 786mm
- Adjustable angle backrest 0 to +90 degrees using a scissor jack
- Adjustable feet allow levelling on uneven floors
- Seamless upholstery using flame retardant anti-microbial vinyl
- Paper roll holder fitted to foot end (suitable for rolls max 510mm wide x 200mm diameter)
- Supplied boxed for self-assembly
- Maximum capacity 125kg

Dimensions (w x d x h)

- 610 x 1860 x 795mm

Standard Colours

- Paint - White
- Legs - Chrome
- Vinyl - Bristol Blue



Alternative colours available at extra cost. Change suffix 'VBB' on the product code with any of the following i.e. Examination Couch in Chocolate - EC010/**VCH**



Item	Description	Weight
EC010/VBB	Examination Couch - Self-Assembly	29.0kg

Couch Steps, One & Two Tread

Features

- Non-slip rubber feet & light textured polyethylene step (458 x 280mm)
- Tread Heights
 - One Tread - 200mm
 - Two Tread - 200 & 400mm
- Maximum capacity 125kg

Dimensions (w x d x h)

- One Tread - 519 x 284 x 585mm
- One Tread, Handle - 519 x 284 x 1005mm (handle height 1005mm)
- Two Tread - 519 x 564 x 515mm

Standard Colours

- Paint - White



CS/2



CS/1



CS/1H

Item	Description	Weight
CS/1	Couch Step - One Tread	3.8kg
CS/1H	Couch Step - One Tread, Handle	5.5kg
CS/2	Couch Step - Two Tread	9.0kg

Leg Rest - Adjustable

Features

- Independently adjustable legs
- Height & angle adjustment from 355 - 510mm
- Seamless upholstery using flame retardant anti-microbial vinyl
- Maximum capacity 25kg

Dimensions (w x d x h)

- Overall Dimensions - 460 x 305 x 350 - 510mm
- Upholstered Pad - 460 x 305mm

Standard Colours

- Paint - White
- Vinyl - Bristol Blue



CS/28/VFR



CS/28/VSD



CS/28/VBB

Alternative colours available at extra cost. Change suffix 'VBB' on the product code



Item	Description	Weight
CS/28/VBB	Leg Rest - Adjustable	3.5kg

Other products that you may be interested in...

See Pages 46 & 47

Caretray Trolleys - Mild Steel, Standard Level, Single & Double Column



CTM1/10/3S2D



CTM2/10/6S4D

Examination & Treatment Couch, Two Section, Bariatric



Features

- BS 2838-2: 1991 Examination & general treatment couches, build, performance & safety specifications
- EN 60601-1:2006+A12:2014 Medical electrical equipment. General requirements for basic safety & essential performance
- Electric height adjustment
- Height adjustment from 520 - 950mm
- Adjustable angle backrest
 - Manual -25 to +90 degrees
 - Electric -22 to +90 degrees
- Anti-trap gas strut fitted with a release lever used on the backrest section (optional electric)
- Retractable castors fitted to both ends to assist with movement & positioning
- One adjustable foot fitted to allow levelling on uneven floors
- Clearance beneath frame allows access for mobile hoists
- 230V ~, 50/60Hz actuator fitted with a UK 3 pin plug & available with a hand or foot switch
- Seamless upholstery using flame retardant antimicrobial vinyl
- Frames prepared to accept optional accessories
- Maximum capacity 325kg



Foot Switch



Hand Switch

Planned
Preventative
Maintenance
Contact us for
details

Dimensions (w x d x h)

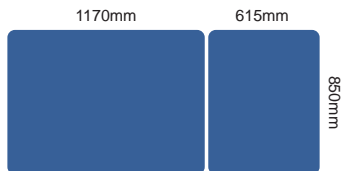
- 850 x 1790 x 520 - 950mm

Standard Colours

- Paint - White
- Vinyl - Bristol Blue

Options

- E03 - Side Support Rails (Pair)
- E04 - Side Support Rails C/W Cushions (Pair)
- E07 - Height Adjustable Armrests (Pair)
- E08 - Infusion Pole
- E18 - Battery Back Up
- E19 - Paper Roll Holder
- E21 - Breather Hole & Plug



EC2215/VBB

Item	Description	Weight
EC2205/VBB	Electric, Hand Switch	79.0kg
EC2210/VBB	Electric, Foot Switch	79.0kg
EC2215/VBB	Electric with Electric Backrest - Hand Switch	81.3kg
EC2220/VBB	Electric with Electric Backrest - Foot Switch	81.3kg

Alternative colours available at extra cost. Change suffix 'VBB' on the product code with any of the following i.e. Electric with Electric Backrest - Hand Switch in Peach - EC2215/VPE



Examination & Treatment Couch, Two Section, Mobile, Bariatric



Features

- BS 2838-2: 1991 Examination & general treatment couches, build, performance & safety specifications
- EN 60601-1:2006+A12:2014 Medical electrical equipment. General requirements for basic safety & essential performance
- Electric height adjustment
- Height adjustment from 520 - 950mm
- Adjustable angle backrest
 - Manual -25 to +90 degrees
 - Electric -22 to +90 degrees
- Anti-trap gas strut fitted with a release lever used on the backrest section (optional electric)
- 125mm swivel castors featuring a central locking & steering facility
- Clearance beneath frame allows access for mobile hoists
- 230V ~, 50/60Hz actuator fitted with a UK 3 pin plug & available with a hand or foot switch
- Seamless upholstery using flame retardant antimicrobial vinyl
- Swing down side support rails fitted to either side
- Frames prepared to accept optional accessories
- Maximum capacity 325kg



Foot Switch

Hand Switch



EC2225/VBB



Dimensions (w x d x h)

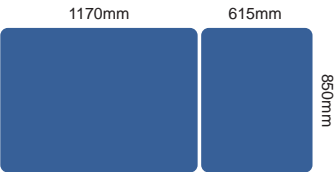
- 850 x 1790 x 520 - 950mm

Standard Colours

- Paint - White
- Vinyl - Bristol Blue

Options

- E04/U - Side Support Rails C/W Cushions Upgrade (Pair)
- E18 - Battery Back Up
- E19 - Paper Roll Holder
- E21 - Breather Hole & Plug



Item	Description	Weight
EC2225/VBB	Electric, Hand Switch	85.2kg
EC2230/VBB	Electric, Foot Switch	85.2kg
EC2235/VBB	Electric with Electric Backrest - Hand Switch	87.5kg
EC2240/VBB	Electric with Electric Backrest - Foot Switch	87.5kg

Alternative colours available at extra cost. Change suffix 'VBB' on the product code with any of the following i.e. Electric with Electric Backrest - Foot Switch in Bristol Blue - EC2240/**VBB**



Examination & Treatment Couch, Three Section, Bariatric



Features

- BS 2838-2: 1991 Examination & general treatment couches, build, performance & safety specifications
- EN 60601-1:2006+A12:2014 Medical electrical equipment. General requirements for basic safety & essential performance
- Electric height adjustment
- Height adjustment from 520 - 950mm
- Adjustable angle backrest
 - Manual -25 to +90 degrees
 - Electric -22 to +90 degrees
- Adjustable angle footrest from -25 to +75 degrees
- Anti-trap gas strut fitted with a release lever used on the back & footrest sections (optional electric backrest)
- Retractable castors fitted to both ends to assist with movement & positioning
- One adjustable foot fitted to allow levelling on uneven floors
- Clearance beneath frame allows access for mobile hoists
- 230V ~, 50/60Hz actuator fitted with a UK 3 pin plug & available with a hand or foot switch
- Seamless upholstery using flame retardant antimicrobial vinyl
- Frames prepared to accept optional accessories
- Maximum capacity 325kg



Foot Switch



Hand Switch

Planned
Preventative
Maintenance
Contact us for
details

Dimensions (w x d x h)

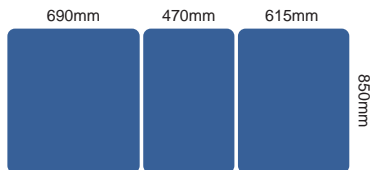
- 850 x 1790 x 520 - 950mm

Standard Colours

- Paint - White
- Vinyl - Bristol Blue

Options

- E03 - Side Support Rails (Pair)
- E04 - Side Support Rails C/W Cushions (Pair)
- E07 - Height Adjustable Armrests (Pair)
- E08 - Infusion Pole
- E18 - Battery Back Up
- E19 - Paper Roll Holder
- E21 - Breather Hole & Plug



EC2305/VBB

Item	Description	Weight
EC2305/VBB	Electric, Hand Switch	81.8kg
EC2310/VBB	Electric, Foot Switch	81.8kg
EC2315/VBB	Electric with Electric Backrest - Hand Switch	84.1kg
EC2320/VBB	Electric with Electric Backrest - Foot Switch	84.1kg

Alternative colours available at extra cost. Change suffix 'VBB' on the product code with any of the following i.e. Electric with Electric Backrest - Hand Switch in Peach - EC2315/VPE



Examination & Treatment Couch, Three Section, Mobile, Bariatric



Features

- BS 2838-2: 1991 Examination & general treatment couches, build, performance & safety specifications
- EN 60601-1:2006+A12:2014 Medical electrical equipment. General requirements for basic safety & essential performance
- Electric height adjustment
- Height adjustment from 520 - 950mm
- Adjustable angle backrest
 - Manual -25 to +90 degrees
 - Electric -22 to +90 degrees
- Adjustable angle footrest from -25 to +75 degrees
- Anti-trap gas strut fitted with a release lever used on the back & footrest sections (optional electric backrest)
- 125mm swivel castors featuring a central locking & steering facility
- Clearance beneath frame allows access for mobile hoists
- 230V ~, 50/60Hz actuator fitted with a UK 3 pin plug & available with a hand or foot switch
- Seamless upholstery using flame retardant antimicrobial vinyl
- Swing down side support rails fitted to either side
- Frames prepared to accept optional accessories
- Maximum capacity 325kg



Foot Switch

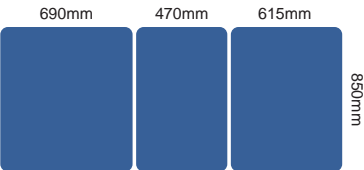
Hand Switch

Dimensions (w x d x h)

- 850 x 1790 x 520 - 950mm

Standard Colours

- Paint - White
- Vinyl - Bristol Blue



Options

- E04/U - Side Support Rails C/W Cushions Upgrade (Pair)
- E18 - Battery Back Up
- E19 - Paper Roll Holder
- E21 - Breather Hole & Plug



EC2340/VBB

Item	Description	Weight
EC2325/VBB	Electric, Hand Switch	88.0kg
EC2330/VBB	Electric, Foot Switch	88.0kg
EC2335/VBB	Electric with Electric Backrest - Hand Switch	90.3kg
EC2340/VBB	Electric with Electric Backrest - Foot Switch	90.3kg

Alternative colours available at extra cost. Change suffix 'VBB' on the product code with any of the following i.e. Electric, Foot Switch in Flame Red - EC2330/VFR



Examination & Treatment Chair, Drop End, Three Section



Features

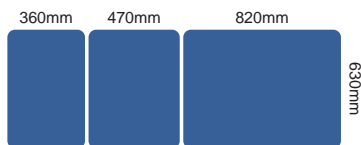
- BS 2838-2: 1991 Examination & general treatment couches, build, performance & safety specifications
- EN 60601-1:2006+A12:2014 Medical electrical equipment. General requirements for basic safety & essential performance
- Electric or hydraulic height adjustment
- Height adjustment from 490 - 950mm
- Adjustable angle backrest
 - Manual -25 to +90 degrees
 - Electric -22 to +90 degrees
- Adjustable angle footrest from -90 to +10 degrees
- Anti-trap gas struts fitted with release levers used on the back & footrest sections (optional electric backrest)
- Retractable castors fitted to both ends to assist with movement & positioning
- One adjustable foot fitted to allow levelling on uneven floors
- Clearance beneath frame allows access for mobile hoists
- Electric models (230V ~, 50/60H) fitted with a UK 3 pin plug & available with a hand or foot switch
- Hydraulic models use a foot pump pedal positioned on both sides of the couch
- Seamless upholstery using flame retardant anti-microbial vinyl
- Frames prepared to accept optional accessories
- Maximum capacity 225kg

Dimensions (w x d x h)

- 630 x 1710 x 490 - 950mm

Standard Colours

- Paint - White
- Vinyl - Bristol Blue



Options

- E02 - Paper Roll Holder
- E05 - Breather Hole & Plug
- E06 - Battery Back Up
- E07 - Height Adjustable Armrests (Pair)
- E08 - Infusion Pole
- E09 - Bowl
- E10 - Bowl Support
- E13 - Phlebotomy Armrests (Pair)
- E14 - Side Support Loops (Pair)



EC4305/VBB/E14

Item	Description	Weight
EC4305/VBB	Hydraulic	66.5kg
EC4310/VBB	Electric, Hand Switch	66.5kg
EC4315/VBB	Electric, Foot Switch	66.5kg
EC4320/VBB	Electric with Electric Backrest - Hand Switch	68.8kg
EC4325/VBB	Electric with Electric Backrest - Foot Switch	68.8kg

Alternative colours available at extra cost. Change suffix 'VBB' on the product code with any of the following i.e. Electric - Foot Switch in Peach - EC4315/VPE



Examination & Treatment Chair, Drop End, Three Section, Bariatric



Features

- BS 2838-2: 1991 Examination & general treatment couches, build, performance & safety specifications
- EN 60601-1:2006+A12:2014 Medical electrical equipment. General requirements for basic safety & essential performance
- Electric height adjustment
- Height adjustment from 520 - 950mm
- Adjustable angle backrest
 - Manual -25 to +90 degrees
 - Electric -22 to +90 degrees
- Adjustable angle footrest from -90 to +10 degrees
- Anti-trap gas strut fitted with a release lever used on the back & footrest sections
- Retractable castors fitted to both ends to assist with movement & positioning
- One adjustable foot fitted to allow levelling on uneven floors
- Clearance beneath frame allows access for mobile hoists
- 230V ~, 50/60Hz actuator fitted with a UK 3 pin plug & available with a hand or foot switch
- Seamless upholstery using flame retardant antimicrobial vinyl
- Frames prepared to accept optional accessories
- Maximum capacity 325kg



Foot Switch



Hand Switch

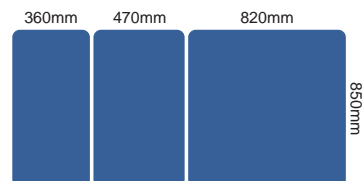
Planned Preventative Maintenance
Contact us for details

Dimensions (w x d x h)

- 850 x 1790 x 520 - 950mm

Standard Colours

- Paint - White
- Vinyl - Bristol Blue



Options

- E07 - Height Adjustable Armrests (Pair)
- E08 - Infusion Pole
- E09 - Bowl
- E10 - Bowl Support
- E13 - Phlebotomy Armrests (Pair)
- E14 - Side Support Loops (Pair)
- E18 - Battery Back Up
- E19 - Paper Roll Holder
- E21 - Breather Hole & Plug



EC4330/VBB

Item	Description	Weight
EC4330/VBB	Electric, Hand Switch	76.7kg
EC4335/VBB	Electric, Foot Switch	76.7kg
EC4340/VBB	Electric with Electric Backrest - Hand Switch	79.0kg
EC4345/VBB	Electric with Electric Backrest - Foot Switch	79.0kg

Alternative colours available at extra cost. Change suffix 'VBB' on the product code with any of the following i.e. Electric with Electric Backrest - Foot Switch in Aquamarine - EC4345/VAQ



Phlebotomy Chair, Variable Height



Features

- BS 2838-2: 1991 Examination & general treatment couches, build, performance & safety specifications
- EN 60601-1:2006+A12:2014 Medical electrical equipment. General requirements for basic safety & essential performance
- Electric or hydraulic height adjustment
- Height adjustment from 490 - 950mm
- Adjustable angle backrest
 - Manual -25 to +90 degrees
 - Electric -22 to +90 degrees
- Adjustable angle footrest from -90 to +10 degrees
- Anti-trap gas struts fitted with release levers used on the back & footrest sections (optional electric backrest)
- Retractable castors fitted to both ends to assist with movement & positioning
- One adjustable foot fitted to allow levelling on uneven floors
- Clearance beneath frame allows access for mobile hoists
- Electric models (230V ~, 50/60H) fitted with a UK 3 pin plug & available with a hand or foot switch
- Hydraulic models use a foot pump pedal positioned on both sides of the couch
- Seamless upholstery using flame retardant anti-microbial vinyl
- Adjustable polyurethane phlebotomy armrests
- Side support loops assist with patient mount & dismount (self-assembly)
- Paper roll holder (suitable for rolls max 510mm wide x 200mm diameter)
- Frames prepared to accept optional accessories
- Maximum capacity 225kg



Foot Switch

Hand Switch



EC5305/VBB

Dimensions (w x d x h)

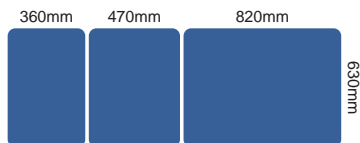
- 770 x 1710 x 490 - 950mm

Options

- E06 - Battery Back Up

Standard Colours

- Paint - White
- Vinyl - Bristol Blue



Item	Description	Weight
EC5305/VBB	Hydraulic	67.0kg
EC5310/VBB	Electric, Hand Switch	67.0kg
EC5315/VBB	Electric, Foot Switch	67.0kg
EC5320/VBB	Electric with Electric Backrest - Hand Switch	69.3kg
EC5325/VBB	Electric with Electric Backrest - Foot Switch	69.3kg

Alternative colours available at extra cost. Change suffix 'VBB' on the product code with any of the following i.e. Electric - Foot Switch in Graphite - EC5315/**VGH**



Phlebotomy Chair, Variable Height, Bariatric

Features

- BS 2838-2: 1991 Examination & general treatment couches, build, performance & safety specifications
- EN 60601-1:2006+A12:2014 Medical electrical equipment. General requirements for basic safety & essential performance
- Electric height adjustment
- Height adjustment from 490 - 950mm
- Adjustable angle backrest
 - Manual -25 to +90 degrees
 - Electric -22 to +90 degrees
- Adjustable angle footrest from -90 to +10 degrees
- Anti-trap gas struts fitted with release levers used on the back & footrest sections
- Retractable castors fitted to both ends to assist with movement & positioning
- One adjustable foot fitted to allow levelling on uneven floors
- Clearance beneath frame allows access for mobile hoists
- 230V ~, 50/60Hz actuator fitted with a UK 3 pin plug & available with a hand or foot switch
- Seamless upholstery using flame retardant anti-microbial vinyl
- Adjustable polyurethane phlebotomy armrests
- Side support loops assist with patient mount & dismount (self-assembly)
- Paper roll holder (suitable for rolls max 510mm wide x 200mm diameter)
- Frames prepared to accept optional accessories
- Maximum capacity 325kg

Dimensions (w x d x h)

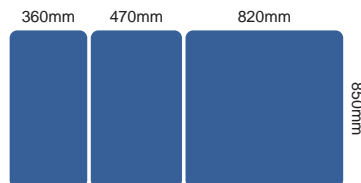
- 990 x 1710 x 490 - 950mm

Standard Colours

- Paint - White
- Vinyl - Bristol Blue

Options

- E18 - Battery Back Up



Item	Description	Weight
EC5330/VBB	Electric, Hand Switch	77.2kg
EC5335/VBB	Electric, Foot Switch	77.2kg
EC5340/VBB	Electric with Electric Backrest - Hand Switch	79.5kg
EC5345/VBB	Electric with Electric Backrest - Foot Switch	79.5kg



Foot Switch



Hand Switch

Planned Preventative Maintenance
Contact us for details



EC5330/VBB



Alternative colours available at extra cost. Change suffix 'VBB' on the product code with any of the following i.e. Electric with Electric Backrest - Hand Switch in Onyx Black - EC5340/VOB



Phlebotomy Chair, Fixed Height

Features

- Adjustable polyurethane phlebotomy armrest (height, rotation & angle)
- Armrest can be positioned on either side of the chair (additional armrest available if required)
- Four-leg design
- Fire retardant & antimicrobial vinyl upholstery
- Black finish tubular frame
- Maximum capacity 95kg

Standard Colours

- Vinyl - Marina

Options

- E15 - Phlebotomy Armrest (Single)



TS/PH/VVMA

Replace suffix on the product code with any of the following to select your colour i.e.
Phlebotomy Four Leg Chair in Rust Vinyl - TS/PH/VVRT

Vinyl - Camira Vita



VVMA VVWL VVTO VVSL VVOL VVNR VVAO VVEO VVPK VVRT


Item	Description	Seat Height	Back Height	Seat Width	Overall Width	Seat Depth	Overall Depth	Weight
TS/PH/VVMA	Phlebotomy, Four Leg	500mm	290mm	470mm	530mm	430mm	580mm	8.6kg



Paper Roll Holder

E02 - Standard Couch / E19 - Bariatric Couch

- Fitted to the head section
- Suitable for rolls max 510mm wide x 200mm diameter



Side Support Rails (Pair)

E03

- Swing down-side support rails
- Can be added to either one or both sides of the couch to provide additional safety for patients



Cushioned Side Support Rails (Pair)

E04 - E04/U

- Vinyl upholstered swing down-side support rails
- Can be added to either one or both sides of the couch to provide additional safety for patients
- Upgrade option for factory fitted side support rails (E04/U)



Breather Hole & Plug

E05 - Standard Couch / E21 - Bariatric Couch

- Breather hole located in backrest section to improve patient comfort when in the prone position
- Supplied with a plug / insert



Battery Back Up

E06 - Standard Couch / E18 - Bariatric Couch

- Allows the couch to be lowered in a controlled manner in the event of a power failure
- Provides enough charge for 1-3 cycles



Height Adjustable Armrests (Pair)

E07

- Height adjustable easy clean moulded polyurethane armrests



Infusion Pole

E08


- Height adjustable two hook infusion pole
- Cannot be fitted in conjunction with side support rails - E03, E04, E04/U



Bowl

E09

- 360mm diameter 304 Grade stainless steel bowl



Bowl Support

E10

- Support to hold 360mm diameter 304 Grade stainless steel bowl
- Order bowl separately



Lithotomy Stirrups (Pair)

E11

- Traditional lithotomy stirrups



Leg Supports (Pair)

E12

- Fully adjustable easy clean moulded polyurethane leg supports



Phlebotomy Armrests (Pair)

E13

- Fully adjustable easy clean moulded polyurethane armrests



Side Support Loops (Pair)

E14

- Side support loops to assist mount / dismount & provide patient security



EC5305/VBB



General Purpose Trolleys

Stainless Steel - Heavy Duty	182
Stainless Steel - Light Duty	183
Polymer - Shallow & Deep Shelves	184
Mild Steel, Melamine Shelves	185
Chrome, Wire Shelves	185

General Purpose Trolleys - Stainless Steel, Heavy Duty

Features

- Seamlessly welded 304 grade stainless steel for ease of cleaning
- Fixed shelves with three sides up & one down (shelf size 920 x 535mm)
- Two / three shelves, heights
 - Two - 280 & 860mm
 - Three - 220, 540 & 860mm
- Maximum capacity per shelf 75kg
- 125mm pressed steel castors

Dimensions (w x d x h)

- No Ring Buffers - 1000 x 570 x 1020mm
- Ring Buffers - 1030 x 600 x 1020mm

Options

- C008 - 125mm Castors, Heavy Duty Pressed Steel, 2 x Braking, 2 x Non-Braking (set of 4) - Factory fitted



Item	Description	Weight
WT/37/2	Stainless Steel - Heavy Duty, Two Shelves	28.0kg
WT/37/3	Stainless Steel - Heavy Duty, Three Shelves	37.5kg
WT/37/2/ZP010	Stainless Steel - Heavy Duty, Two Shelves, Ring Buffers	28.2kg
WT/37/3/ZP010	Stainless Steel - Heavy Duty, Three Shelves, Ring Buffers	37.7kg

General Purpose Trolleys - Stainless Steel, Light Duty

Features

- Seamlessly welded 304 grade stainless steel for ease of cleaning
- Fixed liquid retaining sunken shelves (shelf size 825 x 430mm)
- Two / three shelves, heights
 - Two - 250 & 870mm
 - Three - 250, 560 & 870mm
- Maximum capacity per shelf 50kg
- 100mm pressed steel castors

Dimensions (w x d x h)

- No Ring Buffers - 1100 x 540 x 1040mm
- Ring Buffers - 1100 x 580 x 1040mm



WT/33/SS/2/ZP005



WT/33/SS/3

Item	Description	Weight
WT/33/SS/2	Stainless Steel - Light Duty, Two Shelves	16.0kg
WT/33/SS/3	Stainless Steel - Light Duty, Three Shelves	22.0kg
WT/33/SS/2/ZP005	Stainless Steel - Light Duty, Two Shelves, Ring Buffers	16.2kg
WT/33/SS/3/ZP005	Stainless Steel - Light Duty, Three Shelves, Ring Buffers	22.2kg

General Purpose Trolley - Polymer, Shallow Shelves

Features

- High-density polyethylene shelves, with 11mm raised edges (not suitable for use with automated washers)
- Microban® product protection inhibits growth of bacteria & aids infection control
- Ergonomic handle & recessed shelves provide leg clearance when maneuvering the cart
- Chrome plated posts offers shelf adjustment in 25mm increments
- Available with two / three shelves in three sizes
 - Small - 620 x 415mm (internal) at heights 185, 515 & 845mm (lower shelves adjustable)
 - Easy grip handle & utility tray
 - Maximum capacity per shelf 68kg / cart 136kg
 - 100mm pressed steel castors
 - Medium - 693 x 541mm (internal) at heights 185, 515 & 845mm (lower shelves adjustable)
 - Handle has built in recessed support channel to manage odd, shaped items
 - Maximum capacity per shelf 68kg / cart 136kg
 - 100mm pressed steel castors
 - Large - 833 x 652mm (internal) at heights & 218, 548 & 878mm (lower shelves adjustable)
 - Handle has built in slot to hold scanners & label machines
 - Maximum capacity per shelf 90kg / cart 180kg
- Self-assembly (supplied boxed)

Dimensions (w x d x h)

- Small - 805 x 470 x 902mm
- Medium - 877 x 600 x 902mm
- Large - 1023 x 704 x 937mm

Item	Description	Weight
Small		
8MY1627-24BU	Polymer - Small, Two Shallow Shelves	12.9kg
8MY1627-34BU	Polymer - Small, Three Shallow Shelves	15.4kg
Medium		
8MY2030-24BU	Polymer - Medium, Two Shallow Shelves	14.9kg
8MY2030-34BU	Polymer - Medium, Three Shallow Shelves	18.8kg
Large		
8MY2636-25BU	Polymer - Large, Two Shallow Shelves	18.1kg
8MY2636-35BU	Polymer - Large, Three Shallow Shelves	23.1kg



8MY1627-34BU

General Purpose Trolleys - Polymer, Deep Shelves

Features

- High-density polyethylene shelves, with 70mm raised sides (not suitable for use with automated washers)
- Microban® product protection inhibits growth of bacteria & aids infection control
- Chrome plated posts offers shelf adjustment in 25mm increments
- Shelves available in two sizes
 - Small - 730 x 469mm (internal)
 - Large - 877 x 616mm (internal)
- Shelf heights - 140, 470 & 800mm (lower shelves adjustable)
- Maximum capacity per shelf 68kg / cart 136kg
- Self-assembly (supplied boxed)
- 100mm pressed steel castors

Dimensions (w x d x h)

- Small - 850 x 547 x 1067mm
- Large - 997 x 691 x 1067mm

Item	Description	Weight
Small		
8BC2030-2DMB	Polymer - Small, Two Deep Shelves	13.0kg
8BC2030-3DMB	Polymer - Small, Three Deep Shelves	17.0kg
Large		
8BC2636-2DMB	Polymer - Large, Two Deep Shelves	15.9kg
8BC2636-3DMB	Polymer - Large, Three Deep Shelves	21.1kg



8BC2030-3DMB

General Purpose Trolleys - Mild Steel, Melamine Shelves

Features

- Welded steel frame
- Fixed melamine shelves in two sizes
 - Small - 705 x 445mm
 - Large - 855 x 445mm
- Two / three shelves, heights
 - Two - 210 & 845mm
 - Three - 210, 525 & 845mm
- Maximum capacity per shelf 40kg
- 100mm pressed steel castors

Dimensions (w x d x h)

- Small - 972 x 545 x 1035mm
- Large - 1122 x 545 x 1035mm

Standard Colours

- Paint - Grey White
- Shelf - Spearmint

Options

- ZP005 - Ring Buffers



GP015

Item	Description	Weight
Small		
GP005	Mild Steel - Melamine, Small, Two Shelves	18.0kg
GP015	Mild Steel - Melamine, Small, Three Shelves	23.0kg
Large		
GP025	Mild Steel - Melamine, Large, Two Shelves	20.0kg
GP035	Mild Steel - Melamine, Large, Three Shelves	26.5kg

General Purpose Trolleys - Chrome, Wire Shelves

Features

- Open wire shelves (shelf size 914 x 610mm)
- Chrome plated posts offers shelf adjustment in 25mm increments
- Recommended shelf heights - 178 & 780mm
- Donut style bumpers
- Maximum capacity per shelf 85kg
- Self-assembly (supplied boxed)
- 100mm pressed steel castors

Dimensions (w x d x h)

- 914 x 610 x 965mm






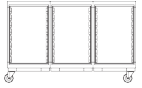
Item	Description	Weight
8MW2436-2CW	Chrome - Wire, Two Shelves	19.9kg





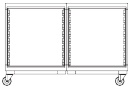
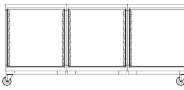
HTM71 Storage Solutions

ScanCell® Carts	188
Distribution Trolleys	193
Open Transfer / Transport Trolleys	195
HTM71 Racking	196
Trays, Baskets, Dividers & Accessories	198

Type A - 600mm Insertion

						
706mm Cart Depth						
		905mm High	1055mm High	1205mm High	1503mm High	1803mm High
462mm Wide		4A1OF09	4A1OF10	4A1OF12	4A1OF15	4A1OF18
924mm Wide		4A2OF09	4A2OF10	4A2OF12	4A2OF15	4A2OF18
1386mm Wide		4A3OF09	4A3OF10	4A3OF12	4A3OF15	4A3OF18

Type B - 400mm Insertion

						
494mm Cart Depth						
		905mm High	1055mm High	1205mm High	1503mm High	1803mm High
662mm Wide		4B1OF09	4B1OF10	4B1OF12	4B1OF15	4B1OF18
1324mm Wide		4B2OF09	4B2OF10	4B2OF12	4B2OF15	4B2OF18
1986mm Wide		4B3OF09	4B3OF10	4B3OF12	4B3OF15	4B3OF18

ScanCell® Carts - Open Fronts



Features

- Mobile open front storage carts for use with 600 x 400mm trays & baskets
- Available as single, double & treble columns in a range of heights
- Lightweight easyclean design
- Injection moulded ABS top / chassis with aluminium corner profiles, laminate sides & back
- Fitted with angled / horizontal side panels to suit 400 or 600mm insertions
 - Type A - 600mm Insertions
 - Type B - 400mm Insertions
- 125mm polymer castors, 2 off braking

Standard Colours

- Body - Grey

Trays, Baskets, Dividers
& Accessories
Page 198 - 201

Options

- 4UR1A - Utility Rail, Type A (Cart Heights 905mm, 1055mm, 1205mm)
- 4UR1B - Utility Rail, Type B (Cart Heights 905mm, 1055mm, 1205mm)
- 4PR1A - Push Rail, Type A (Cart Heights 1503mm, 1803mm)
- 4PR1B - Push Rail, Type B (Cart Heights 1503mm, 1803mm)



4A1OF12
(trays & baskets not included)



4B1OF12
(trays & baskets not included)

Features

- Mobile storage carts fitted with roller shutters for use with 600 x 400mm trays & baskets
- Available as single, double & treble columns in a range of heights
- Lightweight easyclean design
- Injection moulded ABS top / chassis with aluminium corner profiles, laminate sides & back, polypropylene roller shutter
- Fitted with angled / horizontal side panels to suit 400 or 600mm insertions
 - Type A - 600mm Insertions
 - Type B - 400mm Insertions
- 125mm polymer castors, 2 off braking

Standard Colours

- Body - Grey

Trays, Baskets, Dividers
& Accessories
Page 198 - 201

Options

- 4UR1A - Utility Rail, Type A (Cart Heights 905mm, 1055mm, 1205mm)
- 4UR1B - Utility Rail, Type B (Cart Heights 905mm, 1055mm, 1205mm)
- 4PR1A - Push Rail, Type A (Cart Heights 1503mm, 1803mm)
- 4PR1B - Push Rail, Type B (Cart Heights 1503mm, 1803mm)



4A1RS12
(trays & baskets not included)

4B1RS10







Type A - 600mm Insertion

706mm Cart Depth	905mm High	1055mm High	1205mm High	1503mm High	1803mm High
462mm Wide	4A1RS09	4A1RS10	4A1RS12	4A1RS15	4A1RS18
924mm Wide	4A2RS09	4A2RS10	4A2RS12	4A2RS15	4A2RS18
1386mm Wide	4A3RS09	4A3RS10	4A3RS12	4A3RS15	4A3RS18







Type B - 400mm Insertion

494mm Cart Depth	905mm High	1055mm High	1205mm High	1503mm High	1803mm High
662mm Wide	4B1RS09	4B1RS10	4B1RS12	4B1RS15	4B1RS18
1324mm Wide	4B2RS09	4B2RS10	4B2RS12	4B2RS15	4B2RS18
1986mm Wide	4B3RS09	4B3RS10	4B3RS12	4B3RS15	4B3RS18

Type A - 600mm Insertion

					
706mm Cart Depth	905mm High	1055mm High	1205mm High	1503mm High	1803mm High
462mm Wide	4A1DR09	4A1DR10	4A1DR12	4A1DR15	4A1DR18
924mm Wide	4A2DR09	4A2DR10	4A2DR12	4A2DR15	4A2DR18
1386mm Wide	4A3DR09	4A3DR10	4A3DR12	4A3DR15	4A3DR18

Type B - 400mm Insertion

					
494mm Cart Depth	905mm High	1055mm High	1205mm High	1503mm High	1803mm High
662mm Wide	4B1DR09	4B1DR10	4B1DR12	4B1DR15	4B1DR18
1324mm Wide	4B2DR09	4B2DR10	4B2DR12	4B2DR15	4B2DR18
1986mm Wide	4B3DR09	4B3DR10	4B3DR12	4B3DR15	4B3DR18

ScanCell® Carts - Doors



Features

- Mobile storage carts fitted with doors for use with 600 x 400mm trays & baskets
- Available as single, double & treble columns in a range of heights
- Lightweight easy clean design
- Injection moulded ABS top / chassis with aluminium corner profiles, laminate sides & back, post form / plastic finish doors
- Fitted with angled / horizontal side panels to suit 400 or 600mm insertions
- Type A - 600mm Insertion - Single door for each column
 - Single Column - R/H Hinged
 - Double Column - R/H & L/H Hinged
 - Treble Column - 1 x R/H & 2 x L/H Hinged
- Type B - 400mm Insertion - Double doors for each column
- 125mm polymer castors, 2 off braking

Standard Colours

- Body - Grey

Trays, Baskets, Dividers
& Accessories
Page 198 - 201

Options

- 4UR1A - Utility Rail, Type A (Cart Heights 905mm, 1055mm, 1205mm)
- 4UR1B - Utility Rail, Type B (Cart Heights 905mm, 1055mm, 1205mm)
- 4PR1A - Push Rail, Type A (Cart Heights 1503mm, 1803mm)
- 4PR1B - Push Rail, Type B (Cart Heights 1503mm, 1803mm)



4A1DR10
(trays & baskets not included)

4B1DR10

Features

- Mobile storage carts fitted with vario drawers & supplied with 600 x 400mm trays
- Available as single, double & treble columns in a range of heights
- Lightweight easy clean design
- Injection moulded ABS top / chassis with aluminium corner profiles, laminate sides & back
- Type B - 400mm Insertions
- 125mm polymer castors, 2 off braking

Dimensions (w x d x h)

- Single Column - 662 x 494 x Height
- Double Column - 1324 x 494 x Height
- Treble Column - 1986 x 494 x Height

Standard Colours

- Body / Drawers - Grey
- Drawer Handle - Blue

TYPE B - 400mm Insertion



Options

- 4UR1B - Utility Rail (Cart Height - 905mm, 1055mm, 1205mm)
- 4PR1B - Push Rail (Cart Height - 1503mm)

Item	50mm Tray	100mm Tray	200mm Tray	300mm Tray
Height - 905mm				
4B1VD09/A	1	2	1	
4B1VD09/B		4		
4B1VD09/C	2	3		
4B2VD09/AA*	2	4	2	
4B3VD09/AAA**	3	6	3	
Height - 1055mm				
4B1VD10/D	1	3	1	
4B1VD10/E		5		
4B1VD10/F	2	4		
4B2VD10/DD*	2	6	2	
4B3VD10/DDD**	3	9	3	
Height - 1205mm				
4B1VD12/G	1	4	1	
4B1VD12/H	2	2	2	
Height - 1503mm				
4B1VD15/I	1	6	1	
4B1VD15/J	1	4	1	1

*double column **treble column



TYPE B - 400mm Insertion



4B1TD09/A



4B1TD10/D

ScanCell® Carts - Telescopic Drawers

Features

- Mobile storage carts with telescopic drawers supplied with 600 x 400mm trays & baskets
- Available as single, double & treble columns in a range of heights
- Lightweight easy clean design
- Injection moulded ABS top / chassis with aluminium corner profiles, laminate sides & back
- Type B - 400mm Insertions
- Fitted with horizontal side panels to suit 400 insertions
- 125mm polymer castors, 2 off braking

Dimensions (w x d h)

- Single Column - 662 x 494 x Height
- Double Column - 1324 x 494 x Height

Standard Colours

- Body / Drawers - Grey

Trays, Baskets, Dividers
& Accessories
Page 198 - 201

Options

- 4UR1B - Utility Rail (Cart Height - 905mm, 1055mm, 1205mm)

Item	50mm Tray	100mm Tray	200mm Basket
Height - 905mm			
4B1TD09/A	1	2	1
4B1TD09/B		4	
4B1TD09/C	2	3	
4B2TD09/AA *	2	4	2
Height - 1055mm			
4B1TD10/D	1	3	1
4B1TD10/E		5	
4B1TD10/F	2	4	
4B1TD10/G	10		
Height - 1205mm			
4B1TD12/H	1	4	1
4B1TD12/I	2	5	
4B1TD12/J	6	3	

*double column

ScanCell® Carts - Compact



Features

- Mobile storage carts with telescopic drawers supplied with 300 x 400mm trays & baskets
- Lightweight easyclean design
- Injection moulded ABS top / chassis with aluminium corner profiles, laminate sides & back
- Type D - 400mm Insertions
- 125mm polymer castors, 2 off braking

Dimensions (w x d x h)

- 462 x 494 x 905mm

Standard Colours

- Body / Drawers - Grey

Options

- 4UR1B - Utility Rail (Type B)



4D1TD09/A shown
with optional utility rail

Distribution Trolleys - Compact

Features

- Compatible with 300 x 400mm trays & baskets
- Available in mild & 304 grade stainless steel
- Runners allow trays to be accessed from either side (4 stops required per tray / basket)
 - Type D - 400mm insertion
- Trays & baskets can be supported on the upper & lower frame (optional solid grade laminate worktop)
- 75mm pressed steel castors

Dimensions (w x d x h)

- 360 x 460 x 850mm

Standard Colours

- Paint - Grey White


Options

- ZP010 - Ring Buffers
- 4D1SLWT- Solid Grade Laminate Worktop



4D1DSTCM
(trays & baskets not included)

TYPE D - 400mm Insertion



Item	50mm Tray	100mm Tray	200mm Basket
4D1TD09/A	1	2	1
4D1TD09/B		4	

Item	Description
4D1DSTCM	Distribution Trolley - Compact, Mild Steel
4D1DSTCS	Distribution Trolley - Compact, Stainless Steel



4A2DSTM
(trays & baskets
not included)

4A1DSTM
(trays & baskets
not included)

Distribution Trolleys

Features

- Compatible with 600 x 400mm trays & baskets
- Available in mild & 304 grade stainless steel
- Runners allow trays to be accessed from either side (4 stops required per tray / basket)
 - Type A - 600mm insertion
 - Type B - 400mm insertion
- Trays & baskets can be supported on the upper & lower frame (optional solid grade laminate worktop)
- 75mm pressed steel castors

Dimensions (w x d x h)

- Single Column, Type A - 460 x 655 x 850mm
- Double Column, Type A - 895 x 655 x 850mm
- Single Column, Type B - 660 x 455 x 850mm

Trays, Baskets, Dividers
& Accessories
Page 198 - 201

Standard Colours

- Paint - Grey White

Options

- ZP010 - Ring Buffers
- 4D1SLWT - Solid Grade Laminate Worktop
- 4A1SLWT - Solid Grade Laminate Worktop, Single Column (Type A)
- 4A2SLWT - Solid Grade Laminate Worktop, Double Column (Type A)
- 4B1SLWT - Solid Grade Laminate Worktop, Single Column (Type B)

TYPE A - 600mm Insertion



TYPE B - 400mm Insertion



Description	Mild Steel	Stainless Steel
Distribution Trolley - Single Column, Type A	4A1DSTM	4A1DSTS
Distribution Trolley - Double Column, Type A	4A2DSTM	4A2DSTS
Distribution Trolley - Single Column, Type B	4B1DSTM	4B1DSTS

Open Transfer / Transport Trolleys

Features

- Compatible with 600 x 400mm trays & baskets
- Available in mild & 304 grade stainless steel
- Runners allow trays to be accessed from either side (4 stops required per tray / basket)
 - Type A - 600mm insertion
- Push handles at either end
- Ring buffers to protect the trolley / fabric of the building
- Castors
 - Single / Double Column - 125mm pressed steel castors, 2 off braking
 - Treble Column - 200mm heavy duty pressed steel castors, 2 off fixed, 2 off swivel braking

Dimensions (w x d x h)

- Single Column, Type A - 665 x 725 x 1555mm
- Double Column, Type A - 1100 x 725 x 1555mm
- Treble Column, Type A - 1535 x 725 x 1635mm

Standard Colours

- Paint - Grey White

Options

- 4A1OTTNC - Nylon Cover - Single Column
- 4A2OTTNC - Nylon Cover - Double Column
- 4A3OTTNC - Nylon Cover - Treble Column



4A1OTTS
(trays & baskets not included)



4A3OTTM

TYPE A - 600mm Insertion



Description	Mild Steel	Stainless Steel
Open Transfer / Transport Trolley - Single Column, Type A	4A1OTTM	4A1OTTS
Open Transfer / Transport Trolley - Double Column, Type A	4A2OTTM	4A2OTTS
Open Transfer / Transport Trolley - Treble Column, Type A	4A3OTTM	4A3OTTS



Room Design &
Installation Service
Available



2HH-7532293
Wall Mounting Bracket



2HH-7532277
10mm Plastic Cover Cap

4HH-HTM71/S1/400
Runners, trays, baskets, dividers & angle
brackets not included (order separately)

Components

- 2HH-7532301-HH - Base Unit, Type A, 600mm Insertion (x 1)
- 2HH-7532311 - Extension Unit, Type A, 600mm Insertion (x 1)
- 2HH-7532356 - Runners, Type A, 600mm Insertion (pair)
- 2HH-7532329 - Angle Adaptor Plate, Type A, 600mm Insertion (pair)
- 2HH-7532304-HH - Base Unit, Type B, 400mm Insertion (x 1)
- 2HH-7532314 - Extension Unit, Type B, 400mm Insertion (x 1)
- 2HH-7532355 - Runners, Type B, 400mm Insertion (pair)
- 2HH-7532328 - Angle Adaptor Plate, Type B, 400mm Insertion (pair)
- 2HH-7532320 - Adjustable Foot Set (x 4)
- 2HH-7532321 - Adjustable Foot Set (x 2)
- 2HH-7532322 - 50mm Pressed Steel Castors (2 x Braking / 2 x Non-Braking)
- 2HH-7532323 - 50mm Pressed Steel Castors (1 x Braking / 1 x Non-Braking)
- 2HH-7532324 - 80mm Pressed Steel Castors (2 x Braking / 2 x Non-Braking)
- 2HH-7532325 - 80mm Pressed Steel Castors (1 x Braking / 1 x Non-Braking)

HTM71 Racking

Features

- Fully configurable freestanding modular racking for use with 600 x 400mm modular trays & baskets
- Available to suit 600 or 400mm insertions
 - Type A - 600mm insertion
 - Type B - 400mm insertion
- Trays & baskets supported on adjustable moulded plastic/glass fibre runners
- Runners can be positioned horizontal or angled (approx. 25 degrees - requires angle adaptor brackets)
- Integral stops on the runners allow trays/baskets to be accessible in two positions
 - Straight (approx. 5 degrees)
 - Angled (approx. 25 degrees)
- Runners offer pass through facility allowing access on either side
- Anodised extruded aluminium uprights & cross members
- Bolted construction using high quality moulded fixings provides rigidity & allows the system to be altered easily
- Available as either static or mobile units
 - Static - Adjustable feet allow levelling on uneven floors
 - Mobile - 50/80mm pressed steel castors
- Optional wall mounting brackets allow static units to be fixed securely to the wall (when units are loaded over 100kg)
- Supplied for self-assembly

Dimensions (w x d x h)

Static

Type A - 600mm Insertion

- Single Bay - 494 x 642 x 1940mm
- Double Bay - 937 x 642 x 1940mm

Type B - 400mm Insertion

- Single Bay - 694 x 442 x 1940mm
- Double Bay - 1337 x 442 x 1940mm

Mobile

Type A - 600mm Insertion

- Single Bay - 494 x 642 x 1996mm
- Double Bay - 937 x 642 x 1996mm

Type B - 400mm Insertion

- Single Bay - 694 x 442 x 1996mm
- Double Bay - 1337 x 442 x 1996mm

Standard Colours

- Uprights & Cross Members - Anodised Aluminium
- Plastic Mouldings - Green/Grey

Options

- 2HH-7532293 - Wall Mounting Bracket
- 2HH-7532277 - 10mm Plastic Cover Cap

Static - Adjustable Feet

Item	Description	Weight
Type A - 600mm Insertion		
4HH-HTM71/S1/600	Static, Single Bay, 600mm Insertion	10.3kg
4HH-HTM71/S2/600	Static, Double Bay, 600mm Insertion	16.1kg
Type B - 400mm Insertion		
4HH-HTM71/S1/400	Static, Single Bay, 400mm Insertion	10.2kg
4HH-HTM71/S2/400	Static, Double Bay, 400mm Insertion	16.3kg



4HH-HTM71/S2/600
Runners, trays, baskets, dividers
not included (order separately)



4HH-HTM71/M52/400
Runners, trays, baskets, dividers
not included (order separately)



4HH-HTM71/M51/600
Runners, trays, baskets, dividers
not included (order separately)

Mobile - 50mm Castors

Item	Description	Weight
Type A - 600mm Insertion		
4HH-HTM71/M51/600	Mobile, Single Bay, 600mm Insertion	11.1kg
4HH-HTM71/M52/600	Mobile, Double Bay, 600mm Insertion	17.3kg
Type B - 400mm Insertion		
4HH-HTM71/M51/400	Mobile, Single Bay, 400mm Insertion	11.0kg
4HH-HTM71/M52/400	Mobile, Double Bay, 400mm Insertion	17.5kg

Trays & Baskets

Type D - Size 300 x 400mm

Item	Description
------	-------------



Tray - ABS, 50mm
Dimensions (w x d x h): 300 x 400 x 50mm
Material: ABS Grey

2HH-7014050



Basket - ABS, 100mm
Dimensions (w x d x h): 300 x 400 x 100mm
Material: ABS Grey

2HH-7014100



Basket - ABS, 200mm
Dimensions (w x d x h): 300 x 400 x 200mm
Material: ABS Grey

2HH-7014200

Type A & B - Size 600 x 400mm

Item	Description
------	-------------



Tray - ABS, 50mm
Dimensions (w x d x h): 600 x 400 x 50mm
Material: ABS Grey

2HH-7011050



Tray - ABS, 100mm
Dimensions (w x d x h): 600 x 400 x 100mm
Material: ABS Grey

2HH-7011100



Basket - ABS, 100mm
Dimensions (w x d x h): 600 x 400 x 100mm
Material: ABS Grey

2HH-7012100



Basket - ABS, 200mm
Dimensions (w x d x h): 600 x 400 x 200mm
Material: ABS Grey

2HH-7012200



Tray/Lid - ABS, 15mm
Dimensions (w x d x h): 600 x 400 x 15mm
Material: Plastic Grey

2HH-K561039D

Dividers











Type D - Size 300 x 400mm

Item	Description	Tray/Basket Compatibility
 2HH-7810103	Divider - PC Dimensions (w x h): 300 x 50mm Material: Polycarbonate, Transparent	2HH-7014050
 2HH-7810102	Divider - PC Dimensions (w x h): 400 x 50mm Material: Polycarbonate, Transparent	2HH-7014050 2HH-7011050
 2HH-7811206N	Divider - ABS Dimensions (w x h): 300 x 100mm Material: ABS Grey	2HH-7014100
 2HH-7811205N	Divider - ABS Dimensions (w x h): 400 x 100mm Material: ABS Grey	2HH-7014100 2HH-7012100
 2HH-7811306	Divider - ABS Dimensions (w x h): 300 x 200mm Material: ABS Grey	2HH-7014200

Item	Description	Tray/Basket Compatibility
 2HH-7811305	Divider - ABS Dimensions (w x h): 400 x 200mm Material: ABS Grey	2HH-7014200 2HH-7012200
 2HH-241302	Sliding Divider - SAN Dimensions (w x h): 170 x 45mm Material: Plastic, Transparent	2HH-7014050 2HH-7011050
 2HH-241301	Sliding Divider - SAN (including cardholder) Dimensions (w x h): 170 x 45mm Material: Plastic, Transparent	2HH-7014050 2HH-7011050
 2HH-240820	Sliding Divider - SAN Dimensions (w x h): 170 x 100mm Material: Plastic, Transparent	2HH-7014100
 2HH-240821	Sliding Divider - SAN (including cardholder) Dimensions (w x h): 170 x 100mm Material: Plastic, Transparent	2HH-7014100


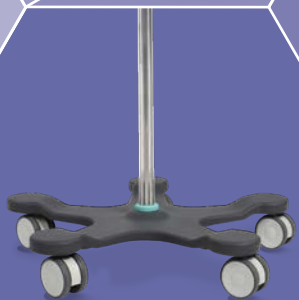
Dividers

Type A & B - Size - 600 x 400mm

Item	Description	Tray/Basket Compatibility	Item	Description	Tray/Basket Compatibility
 2HH-7810105	Divider - ABS Dimensions (w x h): 400 x 50mm Material: ABS Grey	2HH-7014050 2HH-7011050	 2HH-7811304	Divider - ABS, Dimensions (w x h): 600 x 200mm Material: ABS Grey	2HH-7012200
 2HH-7810104	Divider - ABS Dimensions (w x h): 600 x 50mm Material: ABS Grey	2HH-7011050	 2HH-241302	Sliding Divider - SAN, Dimensions (w x h): 170 x 45mm Material: Plastic, Transparent	2HH-7014050 2HH-7011050
 2HH-7811205N	Divider - ABS Dimensions (w x h): 400 x 100mm Material: ABS Grey	2HH-7011100 2HH-7012100	 2HH-241301	Sliding Divider - SAN (including cardholder) Dimensions (w x h): 170 x 45mm Material: Plastic, Transparent	2HH-7014050 2HH-7011050
 2HH-7811204N	Divider - ABS Dimensions (w x h): 600 x 100mm Material: ABS Grey	2HH-7011100 2HH-7012100	 2HH-240820	Sliding Divider - SAN Dimensions (w x h): 170 x 100mm Material: Plastic, Transparent	2HH-7011100 2HH-7012100
 2HH-7811305	Divider - ABS Dimensions (w x h): 400 x 200mm Material: ABS Grey	2HH-7014200 2HH-7012200	 2HH-240821	Sliding Divider - SAN (including cardholder) Dimensions (w x h): 170 x 100mm Material: Plastic, Transparent	2HH-7011100 2HH-7012100

Accessories

Item	Description	Tray/Basket Compatibility
 <p>2HH-240501</p>	<p>T/Clip</p>	All Trays & Baskets
 <p>2HH-7910204N</p>	<p>Safety Stop - Long (Scan Modul Compatible) Material: Plastic</p>	All Trays & Baskets
 <p>2HH-7910201N</p>	<p>Safety Stop - Short (H+H System Compatible) Material: Plastic</p>	All Trays & Baskets
 <p>2HH-100072</p>	<p>Label Holder Credit Card Size: (85 x 54mm) Material: Plastic</p>	All Trays & Baskets
 <p>2HH-K100187</p>	<p>Label Credit Card Size: (85 x 54mm) Material: Plastic, White</p>	All Trays & Baskets



Infusion / Pump Stands & Accessories

Mobile Pump Stands	204
Mobile Infusion Stands	208
Clamping Infusion Stands	213
Wall Mounted Infusion Holders	213

Mobile Pump Stands - Polyurethane, Easy Clean



Features

- Range of stands designed specifically to hold blood warmers, pumps & syringe drivers
- Five leg base with low centre of gravity to assist stability
- 32mm diameter 304 grade stainless steel upright & 25mm diameter pump support bows
- Polyurethane overmoulded base with smooth edges & contours provides...
 - Water-resistant finish, allowing for easy & effective cleaning (including steam cleaning)
 - Shield for the castors
 - Impact protection to patients & staff, reducing the risk of skin abrasions & bruising
 - Protection to the fabric of the building
- Height adjustable upright using a handwheel (1,300 - 2,000mm)
- Four U shaped hooks
- Maximum recommended load...
 - Hooks - 12kg per stand plus
 - Fixed Upright/s - 22kg per stand
- 75mm polypropylene / thermoplastic rubber twin-wheel castors (1 x anti-static)

Dimensions (w x d x h)

- Overall - 620 x 620 x 1,300 - 2,000mm
- Vertical Clamping Area
 - PS/P/SC/4H - 975mm
 - PS/P/HC/4H - 771mm (upright) 2 x 646mm (support bows)

Standard Colours

- Base - Grey
- Upright & Support Bows - Stainless Steel

Vertical Clamping Area

- PS/P/SC/4H - 975mm
- PS/P/HC/4H - 771mm (upright) 2 x 646mm (support bows)



Smooth edges & contours, allows easy
& effective cleaning

Item	Description	Weight
PS/P/SC/4H	Mobile Pump Stand - Polyurethane, Easy Clean, Standard Capacity, Four Hook	11.0kg
PS/P/HC/4H	Mobile Pump Stand - Polyurethane, Easy Clean, High Capacity, Four Hook	13.0kg



PS/P/SC/4H





Four U shaped hooks



Height adjustable upright using a heavy duty handwheel



PS/P/HC/4H
(pumps not included)

Mobile Pump Stands - Mild Steel, Four Leg



Features

- Range of stands designed specifically to hold blood warmers, pumps & syringe drivers
- Fully welded four leg base
- 32mm diameter 304 grade stainless steel upright & 25mm diameter pump support bows
- Height adjustable upright using a handwheel (1,270 - 2,000mm)
- Four U-shaped hooks
- Maximum recommended load...
 - Hooks - 12kg per stand plus
 - Fixed Upright/s - 22kg per stand
- 75mm polypropylene / thermoplastic rubber twin-wheel castors (1 x anti-static)

Dimensions (w x d x h)

- Overall - 560 x 621 x 1,270 - 2,000mm
- Vertical Clamping Area
 - PS/M/SC/4H - 975mm
 - PS/M/HC/4H - 771mm (upright) 2 x 646mm (support bows)

Standard Colours

- Base - Grey
- Upright & Support Bows - Stainless Steel

Item	Description	Weight
PS/M/SC/4H	Mobile Pump Stand - Mild Steel, Four Leg, Standard Capacity, Four Hook	14.7kg
PS/M/HC/4H	Mobile Pump Stand - Mild Steel, Four Leg, High Capacity, Four Hook	16.7kg





Four U shaped hooks



Height adjustable upright using
a heavy duty handwheel



PS/P/HC/4H
(pumps not included)

Mobile Infusion Stands - Polyurethane, Easy Clean



Features

- Meets appendix A (Stability Requirements) of BS 3619:1976 Mobile Infusion Stands

- Five leg base with low centre of gravity to assist stability
- 25mm diameter 304 grade stainless steel upright
- Polyurethane overmoulded base with smooth edges & contours provides...
 - Water-resistant finish, allowing for easy & effective cleaning (including steam cleaning)
 - Shield for the castors
 - Impact protection to patients & staff, reducing the risk of skin abrasions & bruising
 - Protection to the fabric of the building
- Coloured indicator caps provide department identification & segregation, reducing the risk of cross contamination
- Height adjustable upright using a handwheel (1,260 - 2,100mm)
- Available with two or four pigtail hooks
- Maximum recommended load...
 - Hooks - 4kg per stand plus
 - Fixed Upright - 4kg per stand
- Optional handle keeps feet clear of the base, assists manoeuvrability & improves patient safety
- 50mm polypropylene / thermoplastic rubber twin-wheel non-marking castors (1 x anti-static)

Dimensions (w x d x h)

- Overall - 620 x 620 x 1,260 - 2,100mm
- Vertical Clamping Area
 - IS/P/2H & IS/P/4H - 970mm
 - IS/P/2H/H & IS/P/4H/H - 840mm

Standard Colours

- Base - Grey
- Upright & Handle - Stainless Steel
- Coloured Indicator Cap - Spearmint

Options

- Coloured Indicator Cap - Blue / Green / Red / Yellow



BL
Blue



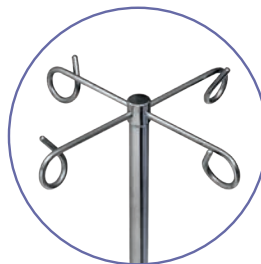
GR
Green



RD
Red



YE
Yellow



4 hook pole supplied with models
with '4H' product code suffix



Spearmint	Blue	Green	Red	Yellow	Description	Weight
IS/P/2H/SP	IS/P/2H/BL	IS/P/2H/GR	IS/P/2H/RD	IS/P/2H/YE	Two Hook	7.8kg
IS/P/4H/SP	IS/P/4H/BL	IS/P/4H/GR	IS/P/4H/RD	IS/P/4H/YE	Four Hook	7.9kg
IS/P/2H/H/SP	IS/P/2H/H/BL	IS/P/2H/H/GR	IS/P/2H/H/RD	IS/P/2H/H/YE	Two Hook, Handle	8.2kg
IS/P/4H/H/SP	IS/P/4H/H/BL	IS/P/4H/H/GR	IS/P/4H/H/RD	IS/P/4H/H/YE	Four Hook, Handle	8.3kg



IS/P/2H/GR



IS/P/2H/BL



IS/P/2H/YE



IS/P/2H/RD

eClean™

Mobile Infusion Stands - Stainless Steel

Features

- Meets appendix A (Stability Requirements) of BS 3619:1976 Mobile Infusion Stands
- Seamless welded 304 grade stainless steel construction
- Height adjustable upright using a handwheel (1,270 - 2,000mm)
- Available with two or four pigtail hooks
- 9kg plastic coated weighted base available for additional stability
- Maximum recommended load...
 - Hooks - 4kg per stand plus
 - Fixed Upright
 - Non-Weighted Base - 2kg per stand
 - Weighted Base - 4kg per stand
- 50mm polypropylene / thermoplastic rubber twin wheel castors (1 x anti-static)

Dimensions (w x d x h)

- 650 x 650 x 1,270 - 2,000mm

Standard Colours

- Base / Upright - Stainless Steel
- Weighted Base - Grey




4 hook pole supplied with models with '4H' product code suffix

Item	Description	Weight
Non Weighted Base		
DPWS/1	Two Hook	3.8kg
DPWS/1/4H	Four Hook	3.9kg
Weighted Base		
DPWS/1/W9	Two Hook, Weighted Base	12.8kg
DPWS/1/W9/4H	Four Hook, Weighted Base	12.9kg



DPWS/1/W9/4H



DPWS/1



Mobile Infusion Stands - Mild Steel



Features

- Meets appendix A (Stability Requirements) of BS 3619:1976 Mobile Infusion Stands
- Welded mild steel construction
- Height adjustable upright using a handwheel (1,270 - 2,000mm)
- Available with two or four pigtail hooks
- 9kg plastic coated weighted base available for additional stability
- Maximum recommended load...
 - Hooks - 4kg per stand plus
 - Fixed Upright
 - Non-Weighted Base - 2kg per stand
 - Weighted Base - 4kg per stand
- 50mm polypropylene / thermoplastic rubber twin wheel castors (1 x anti-static)

Dimensions (w x d x h)

- 650 x 650 x 1,270 - 2,000mm

Standard Colours

- Base / Upright - Paint - White
- Weighted Base - Grey



4 hook pole supplied with models with '4H' product code suffix

Item	Description	Weight
Non Weighted Base		
DPWM/1	Two Hook	3.8kg
DPWM/1/4H	Four Hook	3.9kg
Weighted Base		
DPWM/1/W9	Two Hook, Weighted Base	12.8kg
DPWM/1/W9/4H	Four Hook, Weighted Base	12.9kg



Mobile Infusion Stands - Knockdown

Features

- Meets appendix A (Stability Requirements) of BS 3619:1976 Mobile Infusion Stands
- 304 grade stainless steel legs & upright with a plastic centre boss
- Unique design allows for assembly using an Allen key to locate & hold the legs & upright in position
- Supplied boxed for self-assembly
- Height adjustable upright using a handwheel (1,270 - 2,000mm)
- Available with two or four pigtail hooks
- Maximum recommended load on hooks 4kg (attachment of blood warmers, pumps & syringe drivers is not recommended)
- 50mm polypropylene twin-wheel castors (1 x anti-static)

Dimensions (w x d x h)

- 650 x 650 x 1,270 - 2,000mm

Standard Colours

- Legs / Upright - Stainless Steel
- Centre Boss - Grey



Item	Description	Weight
DPKS/1	Mobile Infusion Stand - Knockdown, Two Hook	3.8kg
DPKS/1/4H	Mobile Infusion Stand - Knockdown, Four Hook	3.9kg

Infusion Poles - Replacement



Features

- Two & four pigtail hook stainless steel infusion poles
- Compatible with our drip stands (19mm diameter upright)
- Pole length 1200mm

Standard Colours

- Stainless Steel



Item	Description	Weight
DP/2H	Two Hook Infusion Pole	0.6kg
DP/4H	Four Hook Infusion Pole	0.8kg

Clamping Infusion Stands - Trolley



Features

- Clamp secures to 25mm vertical round tube (designed to fit our range of dressing trolleys)
- When fitting to other trolleys, we strongly recommend that a risk assessment is carried out to assess stability
- When fitted protrudes 45mm
- Supplied with a two pigtail hook infusion pole
- Maximum load on hooks 2kg

Dimensions (w x d x h)

- 55 x 220 x 1200mm



Item	Description	Weight
DP/C	Clamping Infusion Stands - Trolley	1.8kg

Wall Mounted Infusion Holders



Features

- Wall mounted infusion bag holder
- Available with one/two U shaped hooks
- 25mm diameter "D" shaped tube to accept pumps (max load 10kg)
- Maximum load per hook 2kg
- Fixings not included

Dimensions (w x d x h)

- IV001 - 344 x 75 x 500mm
- IV002 - 344 x 75 x 570mm



IV002



IV001

Item	Description	Weight
IV001	One Hook, Wall Mounted Infusion Holder	1.2kg
IV002	Two Hook, Wall Mounted Infusion Holder	1.6kg



Linen Trolleys & Bags

Soiled Linen Trolleys	216
Linen Trolleys	219
Hamper Trolleys	220
Soiled Linen Bags	221
Clean Linen Trolleys	222

Soiled Linen Trolleys - Stainless Steel, Cantilever Frame

Features

- Seamlessly welded from 304 grade stainless steel for strength & ease of cleaning
- Suitable for use with fabric linen bags using a tubular C shaped ring*
- Bags supported on an easy clean solid base
- Available with a plastic, pedal operated lid, when depressed prevents the trolley from moving
- 75mm pressed steel castors

*Recommended minimum bag circumference 1360mm, height 750mm

Dimensions (w x d x h)

- Single - 440 x 460 x 820mm
- Double - 835 x 460 x 820mm
- Single, Pedal Operated - 440 x 560 x 830mm
- Double, Pedal Operated - 835 x 560 x 830mm

Options / Accessories

- Linen Bags:
 - R/BAG/WHITE - White
 - R/BAG/BLUE - Blue
 - R/BAG/RED - Red
 - R/BAG/GREEN - Green
 - R/BAG/YELLOW - Yellow
 - R/BAG/GREY - Grey
 - R/BAG/ORANGE - Orange



Pedal operated lid



WT/6/SS



WT/6/2/SS



WT/6/PL/SS



WT/6/2/PL/SS

Item	Description	Weight
WT/6/SS	Stainless Steel Cantilever, Single	6.5kg
WT/6/2/SS	Stainless Steel Cantilever, Double	10.0kg
WT/6/PL/SS	Stainless Steel Cantilever, Single, Pedal Operated	8.5kg
WT/6/2/PL/SS	Stainless Steel Cantilever, Double, Pedal Operated	14.5kg

Soiled Linen Trolleys - Mild Steel, Cantilever Frame

Features

- Welded mild steel frame
- Suitable for use with fabric linen bags using a tubular C shaped ring*
- Bags supported on an easy clean solid base
- Available with a plastic, pedal operated lid, when depressed prevents the trolley from moving
- 75mm pressed steel castors

*Recommended minimum bag circumference 1360mm, height 750mm

Dimensions (w x d x h)

- Single - 440 x 460 x 820mm
- Double - 835 x 460 x 820mm
- Single, Pedal Operated - 440 x 560 x 830mm
- Double, Pedal Operated - 835 x 560 x 830mm

Standard Colours

- Paint - Spearmint

Options / Accessories

- Linen Bags:
 - R/BAG/WHITE - White
 - R/BAG/BLUE - Blue
 - R/BAG/RED - Red
 - R/BAG/GREEN - Green
 - R/BAG/YELLOW - Yellow
 - R/BAG/GREY - Grey
 - R/BAG/ORANGE - Orange



WT/6/MS



WT/6/2/MS



WT/6/PL/MS



WT/6/2/PL/MS

Linen Bags - page 221

Item	Description	Weight
WT/6/MS	Mild Steel Cantilever, Single	6.5kg
WT/6/2/MS	Mild Steel Cantilever, Double	10.0kg
WT/6/PL/MS	Mild Steel Cantilever, Single, Pedal Operated	8.5kg
WT/6/2/PL/MS	Mild Steel Cantilever, Double, Pedal Operated	14.5kg

Soiled Linen Trolleys - Mild Steel, Sprung Frame

Features

- Welded mild steel frame
- Suitable for use with either fabric or disposable polythene bags using a sprung rod frame*
- Bags supported on an easy clean solid base
- Available with a plastic, pedal operated lid, when depressed prevents the trolley from moving
- 75mm pressed steel castors

*Factory set for standard 1360mm circumference bags. Can be manually adjusted to suit other bags. Recommended minimum bag height 750mm

Dimensions (w x d x h)

- Single - 440 x 460 x 825mm
- Double - 835 x 460 x 825mm
- Single, Pedal Operated - 440 x 560 x 830mm
- Double, Pedal Operated - 835 x 560 x 830mm

Standard Colours

- Paint - Spearmint

Options / Accessories

- Linen Bags:
 - R/BAG/WHITE - White
 - R/BAG/BLUE - Blue
 - R/BAG/RED - Red
 - R/BAG/GREEN - Green
 - R/BAG/YELLOW - Yellow
 - R/BAG/GREY - Grey
 - R/BAG/ORANGE - Orange

Linen Bags - page 221



WT/9/MS



WT/9/2/MS



WT/9/PL/MS



WT/9/2/PL/MS

Item	Description	Weight
WT/9/MS	Mild Steel, Sprung Frame, Single	6.5kg
WT/9/PL/MS	Mild Steel, Sprung Frame, Single, Pedal Operated	8.5kg
WT/9/2/MS	Mild Steel, Sprung Frame, Double	10.0kg
WT/9/2/PL/MS	Mild Steel, Sprung Frame, Double, Pedal Operated	14.5kg

Soiled Linen Trolley - Mild Steel, Folding

Features

- Folds to minimize space
- Suitable for use with fabric linen bags
- 50mm polypropylene / thermoplastic rubber twin-wheel castors

*Recommended minimum bag circumference 1360mm, height 750mm

Dimensions (w x d x h)

- Overall Dimensions - 430 x 430 x 1030mm
- Folded - 430 x 200 x 1040mm

Standard Colours

- Paint - Grey White

Options / Accessories

- Linen Bags:
 - R/BAG/WHITE - White
 - R/BAG/BLUE - Blue
 - R/BAG/RED - Red
 - R/BAG/GREEN - Green
 - R/BAG/YELLOW - Yellow
 - R/BAG/GREY - Grey
 - R/BAG/ORANGE - Orange

Linen Bags - page 221



WT/7/MS

Item	Description	Weight
WT/7/MS	Folding, Mild Steel	3.25kg

Linen Trolley - Bed Changing

Features

- Welded mild steel frame
- Three removable, sunken, liquid retaining trays
- Tray heights - 230, 590 & 960mm
- Dividing panel separates clean & soiled linen
- Suitable for use with fabric linen bags using a tubular C shaped ring*
- Bag supported on a base frame
- 100mm pressed steel castors

*Recommended minimum bag circumference 1360mm, height 750mm

Dimensions (w x d x h)

- Overall Dimensions - 830 x 490 x 1040mm
- Tray - 390 x 400 x 25mm

Standard Colours

- Paint - Grey White

Options / Accessories

- ZP005 - 100mm Ring Buffers
- Linen Bags:
 - R/BAG/WHITE - White
 - R/BAG/BLUE - Blue
 - R/BAG/RED - Red
 - R/BAG/GREEN - Green
 - R/BAG/YELLOW - Yellow
 - R/BAG/GREY - Grey
 - R/BAG/ORANGE - Orange



WT/13/MS

Item	Description	Weight
WT/13/MS	Bed Changing	15.5kg

Hamper Trolleys - Mild Steel

Features

- Welded mild steel construction
- Suitable for use with fabric hamper bags supported on 4 hooks
- Bag supported on an easy clean solid base
- 100mm pressed steel castors

Dimensions (w x d x h)

- Overall Dimensions - 815 x 514 x 1000mm

Standard Colours

- Paint - Grey White

Options / Accessories

- ZP005 - 100mm Ring Buffers
- 2FACO013 - Hamper Bag (190 litre)



WT/11/MS shown with optional
2FACO013 hamper bag

Item	Description	Weight
WT/11/MS	Hamper Trolley - Mild Steel	12.5kg

Soiled Linen Bags

Features

- Washable 7oz polyester soiled linen bag
- Circumference 1360mm, height 750mm, 120 litres
- Fitted with eyelets and draw cord with plastic toggle
- Available in a range of colours to allow compliance with local, national & international guidelines



R/BAG/WHITE



R/BAG/BLUE



R/BAG/RED



R/BAG/YELLOW



R/BAG/GREEN



R/BAG/GREY



R/BAG/ORANGE

Item	Description	Weight
R/BAG/WHITE	White Linen Bag	0.3kg
R/BAG/BLUE	Blue Linen Bag	0.3kg
R/BAG/RED	Red Linen Bag	0.3kg
R/BAG/GREEN	Green Linen Bag	0.3kg
R/BAG/YELLOW	Yellow Linen Bag	0.3kg
R/BAG/GREY	Grey Linen Bag	0.3kg
R/BAG/ORANGE	Orange Linen Bag	0.3kg

Clean Linen Trolleys - Small (390 Litre)

Features

- Suitable for ward clean linen storage
- Available with a flexible cover or fold back doors, to prevent dust ingress
- Mild steel frame, with lightweight aluminium cladding & shelves
- Two adjustable shelves, plus base (max 45kg per shelf)
- Shelf size - 1,000 x 450mm (w x d)
- Push handles either end
- 125mm pressed steel castors
- Maximum capacity per trolley 135kg

Dimensions (w x d x h)

- Overall Dimensions - 1175 x 530 x 1065mm
- Internal Dimensions - 1000 x 500 x 810mm

Standard Colours

- Paint - Grey White

Options / Accessories

- C008 - 125mm Castors, Heavy Duty Pressed Steel, 2 x Braking, 2 x Non-Braking (set of 4) - Factory fitted
- ZP010 - 100mm Ring Buffers



WT/42

Item	Description	Weight
WT/42	Clean Linen Trolley - Small	39.7kg
WT/42/COVER	Clean Linen Trolley - Small, Flexible Cover	42.4kg
WT/42/FBD	Clean Linen Trolley - Small, Fold Back Doors	46.0kg

Flexible Cover

- Fire retardant cover
- Secured to the top of the trolley & drops down to enclose the front
- Weighted bottom hem with Velcro style side fastenings



WT/42/COVER

Fold Back Doors

- Fold back doors encloses the front
- When opened, doors fold against the push handles at either end of the trolley
- Drop down bolt secures the base of doors
- Drop over latch, complete with clasp allows locking with a padlock (not supplied)



WT/42/FBD

Clean Linen Trolleys - Medium (690 Litre)

Features

- Used for bulk linen delivery, as part of a linen exchange system, or as an alternative to dedicated ward linen rooms
- Mild steel frame, with lightweight aluminium cladding & shelves
- Three adjustable shelves, plus base (max 45kg per shelf)
- Shelf size - 1,180 x 460mm (w x d)
- Inset push handles either end
- Low level bumper bar offers protection to both the trolley & fabric of the building
- Optional tow bar fitting...
 - Fitted to the front (swivel castor)
 - Antiluce fastener fitted to rear (fixed castor)
 - Tow bar position approx. 360 - 380mm above floor
 - Recommended max speed 7kph for towed trolleys
- 200mm heavy duty castors, 2 x fixed, 2 x swivel
- Maximum capacity per trolley 180kg

Dimensions (w x d x h)

- Overall Dimensions - 1430 x 600 x 1495 mm
- Internal Dimensions - 1180 x 500 x 1180 mm

Standard Colours

- Paint - Grey White

AGV Compatible Trolleys & Carts

We can provide solutions that are compatible with Laundry, Sterile Supplies, Medical Records & Pharmacy Distribution

Item	Description	Weight
Non-Towing		
WT/50/COVER	Clean Linen Trolley - Medium, Flexible Cover	90.0kg
WT/50/FBD	Clean Linen Trolley - Medium, Fold Back Doors	97.3kg
Towing		
WT/50/COVER/TBAR	Clean Linen Trolley - Medium, Flexible Cover, Tow Bar	92.5kg
WT/50/FBD/TBAR	Clean Linen Trolley - Medium, Fold Back Doors, Tow Bar	100.8kg



WT/50/FBD/TBAR

Flexible Cover

- Fire retardant cover
- Secured to the top of the trolley & drops down to enclose the front
- Weighted bottom hem with Velcro style side fastenings



WT/50/COVER/TBAR

Fold Back Doors

- Fold back doors encloses the front
- When opened, doors fold against the push handles at either end of the trolley*
- Drop down bolt secures the base of doors
- Drop over latch, complete with clasp allows locking with a padlock (not supplied)

*Doors will not fold back flat when a tow bar is fitted



WT/50/FBD

Clean Linen Trolleys - Large (1,100 Litre)

Features

- Used for bulk linen delivery, as part of a linen exchange system, or as an alternative to dedicated ward linen rooms
- Mild steel frame, with lightweight aluminium cladding & shelves
- Three adjustable shelves, plus base (max 45kg per shelf)
- Shelf size - 1,430 x 555mm (w x d)
- Inset push handles either end
- Low level bumper bar offers protection to both the trolley & fabric of the building
- Optional tow bar fitting...
 - Fitted to the front (swivel castor)
 - Antiluce fastener fitted to rear (fixed castor)
 - Tow bar position approx. 360 - 380mm above floor
 - Recommended max speed 7kph for towed trolleys
- 200mm heavy duty castors, 2 x fixed, 2 x swivel
- Maximum capacity per trolley 180kg

Dimensions (w x d x h)

- Overall Dimensions - 1710 x 700 x 1620mm
- Internal Dimensions - 1420 x 610 x 1295mm

Standard Colours

- Paint - Grey White

AGV Compatible Trolleys & Carts
 We can provide solutions that are compatible with Laundry, Sterile Supplies, Medical Records & Pharmacy Distribution



Item	Description	Weight
Non-Towing		
WT/48/COVER	Clean Linen Trolley - Large, Flexible Cover	102.9kg
WT/48/FBD	Clean Linen Trolley - Large, Fold Back Doors	111.5kg
Towing		
WT/48/COVER/TBAR	Clean Linen Trolley - Large, Flexible Cover, Tow Bar	106.4kg
WT/48/FBD/TBAR	Clean Linen Trolley - Large, Fold Back Doors, Tow Bar	115.0kg

Flexible Cover

- Fire retardant cover
- Secured to the top of the trolley & drops down to enclose the front
- Weighted bottom hem with Velcro style side fastenings



Fold Back Doors

- Fold back doors encloses the front
- When opened, doors fold against the push handles at either end of the trolley*
- Drop down bolt secures the base of doors
- Drop over latch, complete with clasp allows locking with a padlock (not supplied)

*Doors will not fold back flat when a tow bar is fitted





Maternity Equipment

Baby Crib - Variable Height, Battery Operation	230
Baby Crib - Variable Height, Gas Strut Operation	232
Baby Crib - Fixed Height	234

Baby Crib - Variable Height, Battery Operation



Features

• EN 60601-1:2006+A12:2014 Medical electrical equipment. General requirements for basic safety & essential performance

- Height adjustable using a handset operated rechargeable battery powered telescopic column (700 - 910mm)
- Supplied with one rechargeable battery*
- Push handles either end
- Lower cupboard with fixed shelf
- Crib can be tilted at either end (horizontal to approx. 6 degrees)
- Two lift-up work flaps (max capacity 2.0kg)
- Supplied with a clear plastic crib (PETG) & flame-retardant mattress (max capacity 6.0kg)
- 100mm Polymer braking castors

*Battery must be removed from the unit when charging

Dimensions (w x d x h)

- Overall Dimensions - 940 x 510 x 700 - 910mm
- Mattress - 635 x 330 x 75mm
- Cupboard - 210 x 265 x 315mm (internal, either side of the column)
- Work Flap - 415 x 305mm

Standard Colours

- Paint - Grey White
- Cabinet / Work Flaps - Spearmint / Grey White

Accessories / Spares

- 2LIDE033 - Additional Rechargeable Battery
- 2LIDE037 - Charger for Rechargeable Battery
- 2PLCO014 - Clear Plastic Crib, Solid Side (Spare / Replacement)
- 2FACO052 - Mattress, Flame Retardant, Washable (Spare / Replacement)



BCV/B

Item	Description	Weight
BCV/B	Baby Crib - Variable Height, Battery Operation, With Charger	49.5kg
BCV/B/NC	Baby Crib - Variable Height, Battery Operation, Without Charger	49.5kg



BCV/B/NC



Supplied with a handset



Rechargable battery located
at the rear of crib

Baby Crib - Variable Height, Gas Strut Operation



Features

- Height adjustable using a gas damper (710 - 1025mm)
- Push handle either end
- Crib can be tilted at either end (horizontal to approx. 6 degrees)
- Supplied with a clear plastic crib (PETG) & flame-retardant mattress (max capacity 6.0kg)
- 75mm twin-wheel braking castors

Dimensions (w x d x h)

- Overall Dimensions - 930 x 476 x 775 - 1025mm
- Mattress - 635 x 330 x 75mm

Standard Colours

- Paint - Grey White / Spearmint
- Work Flap - Spearmint

Accessories / Spares


- BA902 - Slide Out Debris Bin
- BA903 - Wire Basket - Internal Dimensions 420 x 170 x 220mm
- BA904 - Lift Up Flap - Dimensions 400 x 300mm
- 2PLCO014 - Clear Plastic Crib (Spare / Replacement)
- 2FACO052 - Mattress, Flame Retardant, Washable (Spare / Replacement)



BA902 - Debris Bin



BA903 - Wire Basket



BA904 - Lift Up Flap



BCV/G

Item	Description	Weight
BCV/G	Baby Crib - Variable Height, Gas Strut Operation	20.2kg

Other products that you may be interested in...

See Pages 342 & 343

Overnight Chair - Portland, Three Position



5RE/OC/PORT/VVDEL



5RE/OC/PORT/VVTUR

Baby Crib - Fixed Height



Features

- Available with...
 - Lower shelf
 - Lower shelf & small cupboard
 - Large cupboard
- Crib can be tilted at either end (horizontal to approx. 6 degrees)
- Two lift-up work flaps (max capacity 2.0kg)
- Supplied with a clear plastic crib (PETG) & flame-retardant mattress (max capacity 6.0kg)
- 100mm pressed steel castors, 2 off braking

Dimensions (w x d x h)

- Overall Dimensions - 950 x 500 x 912mm
- Mattress - 635 x 330 x 75mm
- Large Shelf - 810 x 400mm
- Small Shelf - 385 x 396mm
- Small Cupboard - 400 x 400 x 385mm (external)
- Large Cupboard - 755 x 400 x 385mm (external)
- Work Flap - 405 x 292mm

Standard Colours

- Paint - Grey White
- Cabinet / Lower Shelf / Work Flaps - Spearmint / Grey White

Accessories / Spares

- 2PLCO014 - Clear Plastic Crib (Spare / Replacement)
- 2FACO052 - Mattress, Flame Retardant, Washable (Spare / Replacement)



BCF/LC

Item	Description	Weight
BCF/LS	Baby Crib - Fixed Height, Lower Shelf	20.4kg
BCF/SC	Baby Crib - Fixed Height, Small Cupboard	30.8kg
BCF/LC	Baby Crib - Fixed Height, Large Cupboard	38.0kg



BCF/SC



BCF/LS



Medical Records

Medical Records Trolleys - Ward	238
Medical Records Workstations - Ward	240
Laptop Holders	242
Carefile Filing Pockets	244
Medical Records Trolleys - Filing	246
Medical Records Trolleys - Transfer	248

Medical Records Trolleys - Ward

Features

- Suitable for use with our popular narrow filing pockets (order separately)
- Filing capacity
 - Small - 470mm
 - Medium - 690mm
 - Large - 990mm
- Locking lid/s act as a work surface when open & is fitted with either a...
 - CAM Lock - Supplied with two keys
 - Electronic Push Button Lock - Programmable four-digit code
- Maximum load on locking lid/s - 2.0kg
- Document pocket/s fitted to end of trolley
- Optional ring buffers offer protection to both the trolley & fabric of the building (increases length & width of trolley by approx. 80mm)
- 100mm pressed steel castors

Dimensions (w x d x h)

- Small - 628 x 539 x 1069mm (width open - 1012mm)
- Medium - 922 x 539 x 1069mm (width open - 1424mm)
- Large - 1222 x 539 x 1069mm (width open - 2028mm)

Standard Colours

- Paint - Spearmint / Grey White
- Locking Lid/s - Grey White

Options / Accessories

- CF/F/PK10 - Foolsap Filing Pockets (x 10)
- R/C/T - Paper Tabs (x 500)
- R/C/TH - Tab Holders (x 25)
- ZP010 - Ring Buffers - Factory Fitted Only
- C004 - 100mm Polymer Castor, 2 x Braking / 2 x Non-Braking (set of 4) Factory Fitted Only
- C005 - 100mm Polymer Castor, 4 x Braking (set of 4) Factory Fitted Only



MRT/WA/S/EPB

CAM Lock	Electronic Push Button Lock	Description	Weight
MRT/WA/S/CAM	MRT/WA/S/EPB	Small	23.6kg
MRT/WA/M/CAM	MRT/WA/M/EPB	Medium	29.6kg
MRT/WA/L/CAM	MRT/WA/L/EPB	Large	36.8kg



MRT/WA/L/CAM

Electronic Push Button Lock

- Uses a 10-button keypad & # button
- Easy programming & code change
- Four user levels offer differing levels of authority...
 - Master / Technician - 8 digits
 - Staff / User - 4 digits
- Low battery warning, with failure override using 9v battery & master code



MRT/WA/M/EPB

Medical Records Workstations - Ward

Features

- Suitable for use with our filing pockets (order separately)
- Provides 375mm filing capacity per drawer
- Available as single & double column units with...
 - One / two drawers & x-ray pigeon-hole (5 / 10 sections)
 - One / two drawers & open cupboard
 - Two / four drawers
- Two locking options...
 - CAM Lock - Supplied with two keys
 - Electronic Push Button Lock - Programmable four-digit code
- Where relevant one lock secures all drawers
- Double drawer units fitted with an anti-tilt mechanism preventing two drawers from being opened at the same time
- Max load per drawer 16.0kg
- Push handle & document pocket fitted to end of trolley
- Polyurethane ring buffers offer protection to both the trolley & fabric of the building
- 100mm pressed steel castors, 2 off braking

Dimensions (w x d x h)

- Single Column - 604 x 538 x 1028mm
- Double Column - 1056 x 538 x 1034mm

Standard Colours

- Paint - Grey White
- Cabinet - Grey White
- Top / Drawers - Spearmint

Options / Accessories

- MRW/LHR/S - Laptop Holder, Removable, Swing Arm
- MRW/LHNR/S - Laptop Holder, Non-Removable, Swing Arm
- CF/F/PK10 - Foolsap Filing Pockets (x 10)
- R/C/T - Paper Tabs (x 500)
- R/C/TH - Tab Holders (x 25)
- C004 - 100mm Polymer Castor, 2 x Braking / 2 x Non-Braking (set of 4) Factory Fitted Only
- C005 - 100mm Polymer Castor, 4 x Braking (set of 4) Factory Fitted Only

Single Column

CAM Lock	Electronic Push Button Lock	Description	Weight
MRW/WA/1D/XP/CAM	MRW/WA/1D/XP/EPB	One Drawer, X-Ray Pigeon-Hole	34.2kg
MRW/WA/1D/OC/CAM	MRW/WA/1D/OC/EPB	One Drawer, Open Cupboard	34.0kg
MRW/WA/2D/CAM	MRW/WA/2D/EPB	Two Drawers	40.6kg



MRW/WA/2D/CAM



MRW/WA/1D/XP/EPB



MRW/WA/4D/CAM

Electronic Push Button Lock

- Uses a 10-button keypad & # button
- Easy programming & code change
- Four user levels offer differing levels of authority...
 - Master / Technician - 8 digits
 - Staff / User - 4 digits
- Low battery warning, with failure override using 9v battery & master code

Double Column

CAM Lock	Electronic Push Button Lock	Description	Weight
MRW/WA/2D/XP/CAM	MRW/WA/2D/XP/EPB	Two Drawers, X-Ray Pigeon-Hole	62.0kg
MRW/WA/2D/OC/CAM	MRW/WA/2D/OC/EPB	Two Drawers, Open Cupboard	58.0kg
MRW/WA/4D/CAM	MRW/WA/4D/EPB	Four Drawers	72.0kg

Laptop Holders, Removable, Swing Arm


Features

- Three section swing arm offering height, rotation & angle adjustment
- Compatible with the MRW range of medical record workstations
- Fitted to an upright bolted to the rear left-hand corner of the trolley (upright & holder supplied for customer to fit)
- Laptop supported in a cradle, fitted with adjustable wing arms
- Laptop can be secured using a security clamp (supplied)*
- Adjustable to accept laptops 280 - 435 x 22mm (w x h)
- Maximum capacity 2.0kg
- Design allows easy access to laptop ports

*Not compatible with Dell laptops using the N17 wedge lock system

Standard Colours

- Paint - Grey White



Item	Description	Weight
MRW/LHR/S	Removable, Swing Arm	3.7kg

Laptop Holders, Non-Removable, Swing Arm

Features

- Three section swing arm offering height, rotation & angle adjustment
- Compatible with the MRW range of medical record workstations
- Fitted to an upright bolted to the rear left-hand corner of the trolley (upright & holder supplied for customer to fit)
- Laptop supported in a cradle fitted with a steel mounting bracket, fixed using either nyloc or wing nuts
- Laptop can be secured using a security clamp (supplied)*
- Adjustable to accept laptops 280 - 435 x 22mm (w x h)
- Maximum capacity 2.0kg
- Design allows easy access to laptop ports

*Not compatible with Dell laptops using the N17 wedge lock system

Standard Colours

- Paint - Grey White



Item	Description	Weight
MRW/LHNR/S	Non-Removable, Swing Arm	5.0kg

Carefile Filing Pockets

Features

- Filing pockets suitable with Bristol Maid trolleys / workstations & most standard filing suspension systems
- Provides a durable alternative to paper or card types
- Suitable for runners with 380mm spacings / centres
- Provides an internal pocket (w x h) 360 x 260mm
- Fire retardant PVC coated nylon pockets
- Unique 'stay-put' tab holders, with pink / blue reversible card tabs
- Supplied in packs of ten

Standard Colours

- Nylon Pockets - Grey



R/C/T



R/C/TH



CF/F/PK10

Item	Description
CF/F/PK10	Foolscap Filing Pockets (x10)
R/C/T	Paper Tabs (x 500)
R/C/TH	Tab Holders (x 25)

Other products that you may be interested in...

See Page 325

Medium & High Back Patient Armchairs - Alderbury



5ND/MAR/ALDE/VVDEL



5ND/HAR/ALDE/VVDEL

Medical Records Trolleys - Filing

Features

- Suitable for use with ring binders, case note & lever arch files (max file height 350mm)
- Available in two sizes with either an open front or locking door/s
 - Small - 900mm filing capacity
 - Large - 1800mm filing capacity
- Adjustable dividers (small 4 / large 8)
- Doors fold against the sides of the trolley (not flat)
- Large trolleys use one lock to secure both doors
- Two locking options...
 - CAM Lock - Supplied with two keys
 - Electronic Push Button Lock - Programmable four-digit code
- Optional ring buffers offer protection to both the trolley & fabric of the building (increases length & width of trolley by approx. 80mm)
- 100mm pressed steel castors

Dimensions (w x d x h)

- Small - 546 x 440 x 1016mm
- Large - 998 x 440 x 1016mm

Standard Colours

- Paint - Spearmint / Grey White
- Top / Doors - Grey White

Item	Description	Weight
Small		
MRT/FL/S	Small - Open Cupboard	21.5kg
MRT/FL/S/CAM	Small - Locking Door, CAM Lock	26.5kg
MRT/FL/S/EPB	Small - Locking Door, Electronic Push Button Lock	26.5kg
Large		
MRT/FL/L	Large - Open Cupboard	30.0kg
MRT/FL/L/CAM	Large - Locking Doors, CAM Lock	41.0kg
MRT/FL/L/EPB	Large - Locking Doors, Electronic Push Button Lock	41.0kg



MRT/FL/S/CAM

Options / Accessories


- MRF/LHR/S - Laptop Holder - Removable, Swing Arm
- MRF/LHNR/S - Laptop Holder - Non-Removable, Swing Arm
- ZP010 - Ring Buffers - Factory Fitted Only
- C004 - 100mm Polymer Castor, 2 x Braking / 2 x Non-Braking (set of 4) Factory Fitted Only
- C005 - 100mm Polymer Castor, 4 x Braking (set of 4) Factory Fitted Only
- C006 - 100mm Polymer Castor, 4 x Non-Braking (set of 4) Factory Fitted Only



MRT/FL/L/EPB

Electronic Push Button Lock

- Uses a 10-button keypad & # button
- Easy programming & code change
- Four user levels offer differing levels of authority...
 - Master / Technician - 8 digits
 - Staff / User - 4 digits
- Low battery warning, with failure override using 9v battery & master code



MRT/FL/L

Medical Records Trolleys - Transfer, Single Box

Features

- Suitable for the transportation of bulk case notes & x-rays
- Records stored in an upper box
- Lower tray
- Two locking options...
 - CAM Lock - Supplied with two keys
 - Electronic Push Button lock - Programmable four-digit code
- Maximum trolley capacity - 50kg
- Optional ring buffers offer protection to both the trolley & fabric of the building (increases length & width of trolley by approx. 80mm)
- 100mm pressed steel castors

Dimensions (w x d x h)

- Overall Dimensions - 817 x 523 x 975mm
- Box (internal) - 600 x 450 x 250mm
- Top of Box (to floor) - 805mm

Standard Colours

- Paint - Spearmint / Grey White

Options / Accessories

- ZP005 - Ring Buffers - Factory Fitted Only



MRT/TR/1B



MRT/TR/1B/EPB

Item	Description	Weight
MRT/TR/1B	Open Top	16.0kg
MRT/TR/1B/CAM	Locking Lid, CAM Lock	19.0kg
MRT/TR/1B/EPB	Locking Lid, Electronic Push Button Lock	19.0kg

Electronic Push Button Lock

- Uses a 10-button keypad & # button
- Easy programming & code change
- Four user levels offer differing levels of authority...
 - Master / Technician - 8 digits
 - Staff / User - 4 digits
- Low battery warning, with failure override using 9v battery & master code

Medical Records Trolleys - Transfer, Double Box, Extending

Features

- Suitable for the transportation of bulk case notes & x-rays
- Records stored in two removable boxes
- Clearance between upper & lower boxes, 235mm
- Max capacity per box - 25kg
- 80mm ring buffers fitted to front of unit
- 125mm pressed steel castors & 200mm wheels (braking)

Dimensions (w x d x h)

- Overall Dimensions - 875 x 598 x 1040mm
- Box (internal) - 568 x 368 x 316mm
- Top of Box (to floor)
 - Lower - 440mm
 - Upper - 975mm

Standard Colours

- Paint - Spearmint

Options / Accessories

- 2PLCO271 - Removable Box



MRT/TR/2B/EXT

Item	Description	Weight
MRT/TR/2B/EXT	Double Box, Extending	31.6kg

Medical Records Trolleys - Transfer, Double Box, Duo

Features

- Unique 'two' trolley system, suitable for the transportation of bulk case notes & x-rays
- Records stored in fixed boxes, each supplied with an adjustable divider
- Clearance between upper & lower boxes - 87mm
- Trolleys are loaded independently, before being linked together for transportation using a simple clevis pin
- Max capacity per box - 25kg
- 100mm pressed steel castors (2 off braking) & 200mm wheels (braking)

Dimensions (w x d x h)

- Overall Dimensions - 866 x 522 x 970mm
- Box (internal) - 600 x 420 x 255mm
- Top of Box (to floor)
 - Lower - 527mm
 - Upper - 875mm

Standard Colours

- Paint - Spearmint / Grey White



MRT/TR/2B/DUO

Item	Description	Weight
MRT/TR/2B/DUO	Double Box, Duo	34.6kg



Phlebotomy

Caretray Trolley - Phlebotomy	252
Phlebotomy Chairs - Variable Height	254
Phlebotomy Chairs - Variable Height, Bariatric	255
Phlebotomy Chairs - Fixed Height	256

Caretray Trolley - Phlebotomy

Features

- Trolleys designed for use with Phlebotomy
- Quick & easy disassembly, assists thorough & deep cleaning
- Available in mild or stainless steel
 - Fully welded mild steel frame
 - Seamlessly welded, one piece 304 grade stainless steel frame
- Ergonomic push handle fitted to one side of the trolley ensures correct posture & keeps feet away from the frame, ideal for mobile phlebotomy or in cases where the trolley is wheeled for long periods of time
- Recyclable polypropylene one-piece top & side panels, smooth surfaces & radiused edges assists cleaning (compatible with steam cleaning)
 - Top Panel - Raised edges on three sides provide defined grab points to act as push handles, whilst an integral rim at the front contains spillages (max load 30kg)
 - Side Panels - Incorporate runners with positive stops preventing trays from being accidentally withdrawn (symmetrical design allows tray insertion from either side)
- Carerails fitted to either side support a wide range of accessories
- Available with a solid grade laminate door & back panel providing security for the contents of the trays
- Two locking options...
 - CAM Lock with Wing Handle - Supplied with two keys
 - Electronic Push Button Lock - Programmable four-digit code
- Trolley pre-configured with the following accessories...
 - Alcohol Gel Holder
 - Debris Bin & Bracket
 - Glove / Mask Box Holder, One Box
 - Sharps Box Holder
- Translucent, impact-resistant trays & dividers, smooth surfaces & radiused edges assists cleaning (compatible with steam cleaning / high temperature machine washing)
- Trays feature an integral handle with a plastic clip-on label cover (coloured labels supplied - white, blue, green, yellow & red)
- Each tray supplied with 2 x long & 2 x short dividers
- Max load per tray 5kg
- Polyurethane ring buffers offer protection to both the trolley & fabric of the building
- 100mm polymer castors, 2 off braking



CTPHLEM1/10/3S2D

Mild Steel

Description	No Door	CAM Lock	Electronic Push Button Lock	Weight
3 x 100mm, 2 x 150mm Trays	CTPHLEM1/10/3S2D	CTPHLEM1/10/3S2D/CA	CTPHLEM1/10/3S2D/EPB	38.3kg
4 x 100mm, 1 x 150mm Trays	CTPHLEM1/10/4S1D	CTPHLEM1/10/4S1D/CA	CTPHLEM1/10/4S1D/EPB	38.0kg
6 x 100mm Trays	CTPHLEM1/10/6S	CTPHLEM1/10/6S/CA	CTPHLEM1/10/6S/EPB	39.1kg

Dimensions (w x d x h)

- Overall Dimensions - 610 x 550 x 993mm
- Plastic Top - 455 x 455 (internal) at height 968mm
- Trays
 - Shallow Tray - 355 x 405 x 100mm (internal)
 - Deep Tray - 355 x 405 x 150mm (internal)

Standard Colours

- Paint - Spearmint

Options / Accessories

- Locking & Security - page 54
- Overbridge & Tilt Bins - page 60
- Defibrillator Platform - page 61
- Carerail Mounted Accessories - page 62
- Laptop Holders - page 68
- Castors & Ring Buffers - page 70
- Trays, Shelves, Dividers & Labels - page 71



CTPHLES1/10/3S2D/CA

Stainless Steel

Description	No Door	CAM Lock	Electronic Push Button Lock	Weight
3 x 100mm, 2 x 150mm Trays	CTPHLES1/10/3S2D	CTPHLES1/10/3S2D/CA	CTPHLES1/10/3S2D/EPB	38.3kg
4 x 100mm, 1 x 150mm Trays	CTPHLES1/10/4S1D	CTPHLES1/10/4S1D/CA	CTPHLES1/10/4S1D/EPB	38.0kg
6 x 100mm Trays	CTPHLES1/10/6S	CTPHLES1/10/6S/CA	CTPHLES1/10/6S/EPB	39.1kg

Phlebotomy Chair - Three Section



Features


- BS 2838-2: 1991 Examination & general treatment couches, build, performance & safety specifications
- EN 60601-1:2006+A12:2014 Medical electrical equipment. General requirements for basic safety & essential performance
- Electric or hydraulic height adjustment
- Height adjustment from 490 - 950mm
- Adjustable angle backrest
 - Manual -25 to +90 degrees
 - Electric -22 to +90 degrees
- Adjustable angle footrest from -90 to +10 degrees
- Anti-trap gas struts fitted with release levers used on the back & footrest sections (optional electric backrest)
- Retractable castors fitted to both ends to assist with movement & positioning
- One adjustable foot fitted to allow levelling on uneven floors
- Clearance beneath frame allows access for mobile hoists
- Electric models (230V ~, 50/60Hz) fitted with a UK 3 pin plug & available with a hand or foot switch
- Hydraulic models use a foot pump pedal positioned on both sides of the couch
- Seamless upholstery using flame retardant anti-microbial vinyl
- Adjustable polyurethane phlebotomy armrests
- Side support loops assist with patient mount & dismount (self-assembly)
- Paper roll holder (suitable for rolls max 510mm wide x 200mm diameter)
- Frames prepared to accept optional accessories
- Maximum capacity 225kg

Dimensions (w x d x h)

- 770 x 1710 x 490 - 950mm

Options / Accessories

- E06 - Battery Back Up



Standard Colours

- Paint - White
- Vinyl - Bristol Blue



Hand Switch



Foot Switch



EC5305/VBB

Item	Description	Weight
EC5305/VBB	Hydraulic	67.0kg
EC5310/VBB	Electric - Hand Switch	67.0kg
EC5315/VBB	Electric - Foot Switch	67.0kg
EC5320/VBB	Electric with Electric Backrest - Hand Switch	69.3kg
EC5325/VBB	Electric with Electric Backrest - Foot Switch	69.3kg

Alternative colours available at extra cost. Change suffix 'VBB' on the product code with any of the following i.e. Electric - Foot Switch in Graphite - EC5315/**VGH**



Phlebotomy Chair - Three Section, Bariatric

Features


- BS 2838-2: 1991 Examination & general treatment couches, build, performance & safety specifications
- EN 60601-1:2006+A12:2014 Medical electrical equipment. General requirements for basic safety & essential performance
- Electric height adjustment
- Height adjustment from 490 - 950mm
- Adjustable angle backrest
 - Manual -25 to +90 degrees
 - Electric -22 to +90 degrees
- Adjustable angle footrest from -90 to +10 degrees
- Anti-trap gas struts fitted with release levers used on the back & footrest sections
- Retractable castors fitted to both ends to assist with movement & positioning
- One adjustable foot fitted to allow levelling on uneven floors
- Clearance beneath frame allows access for mobile hoists
- 230V ~, 50/60Hz actuator fitted with a UK 3 pin plug & available with a hand or foot switch
- Seamless upholstery using flame retardant anti-microbial vinyl
- Adjustable polyurethane phlebotomy armrests
- Side support loops assist with patient mount & dismount (self-assembly)
- Paper roll holder (suitable for rolls max 510mm wide x 200mm diameter)
- Frames prepared to accept optional accessories
- Maximum capacity 325kg

Dimensions (w x d x h)

- 990 x 1710 x 520 - 950mm

Standard Colours

- Paint - White
- Vinyl - Bristol Blue



Hand Switch

Foot Switch

Item	Description	Weight
EC5330/VBB	Electric - Hand Switch	77.2kg
EC5335/VBB	Electric - Foot Switch	77.2kg
EC5340/VBB	Electric with Electric Backrest - Hand Switch	79.5kg
EC5345/VBB	Electric with Electric Backrest - Foot Switch	79.5kg



EC5345/VBB



Alternative colours available at extra cost. Change suffix 'VBB' on the product code with any of the following i.e. Electric with Electric Backrest - Hand Switch in Onyx Black - EC5340/**VOB**



Phlebotomy Chair - Fixed Height

Features

- Adjustable polyurethane phlebotomy armrest (height, rotation & angle)
- Armrest can be positioned on either side of the chair (additional armrest available if required)
- Four-leg design
- Fire retardant & antimicrobial vinyl upholstery
- Black finish tubular frame
- Maximum capacity 95kg

Standard Colours

- Vinyl - Marina

Options / Accessories

- E15 - Phlebotomy Armrest (Single)



Replace suffix on the product code with any of the following to select your colour i.e.
Phlebotomy Four Leg Chair in Rust Vinyl - TS/PH/VVRT



Item	Description	Seat Height	Back Height	Seat Width	Overall Width	Seat Depth	Overall Depth	Weight
TS/PH/VVMA	Phlebotomy Chair, Four Leg	500mm	290mm	470mm	530mm	430mm	580mm	8.6kg

Other products that you may be interested in...

See Pages 368 & 369

Technical Seating - Medical Chairs & Stools



5TS/TECM/M

5TS/TECM/H



5TS/TESM/H



Portering Chairs

Portering Chairs - Rear Steer	260
Portering Chairs - Front Steer	261
Portering Chair - Bariatric, Rear Steer	263
Options & Accessories	264

Portering Chair - Rear Steer, Nesting, Sliding Footrest



Features

- Heavy duty portering chair
- Nests to occupy reduced floor space & encourage tidy storage
- Seamless upholstery using flame retardant antimicrobial vinyl
- Moulded drop down arm rests allows side access for patients & porters
- Sliding footrest aids access as well as supporting feet during transit
- X-ray / notes pocket on rear of seat
- Hook for patients' belongings
- Fittings to accept infusion poles
- 200mm fixed wheels / 150mm total stop braking castors (cushioned)
- Maximum capacity 190kg

Dimensions (w x d x h)

- Overall Dimensions - 660 x 840 x 1040mm
- Seat Width - 540mm
- Seat Depth - 420mm
- Seat Height - 530mm
- Backrest Height - 455mm

Standard Colours

- Paint - Grey White
- Upholstery - Bristol Blue

Options / Accessories

- CYHP/D1 - Cylinder Holder, CD/D
- G/CLS - Calf / Leg Supports (pair)
- G/DP - Infusion Pole
- G/SB - Lap Seatbelt, Factory Fitted
- G/CARD/LOCK - Card / Coin Lock, Factory Fitted
- G/CARD/STATION - Head of Station
- 2LOKE011 - Release Card



X-Ray/Notes Pocket



G/200/RS/VBB

Alternative colours available at additional cost. Change suffix 'VBB' on the product code with any of the following i.e. Rear Steer, Nesting, Sliding Footrest in Bristol Blue - G/200/RS/VBB



Item	Description	Weight
G/200/RS/VBB	Portering Chair - Rear Steer, Nesting, Sliding Footrest	29.0kg

Portering Chair - Front Steer, Nesting, Sliding Footrest



Features

- Heavy duty portering chair
- Nests to occupy reduced floor space & encourage tidy storage
- Seamless upholstery using flame retardant antimicrobial vinyl
- Moulded drop down arm rests allows side access for patients & porters
- Sliding footrest aids access as well as supporting feet during transit
- X-ray / notes pocket on rear of seat
- Hook for patients' belongings
- Fittings to accept infusion poles
- 125mm swivel castors / 200mm braking fixed wheels (cushioned)
- Maximum capacity 190kg

Dimensions (w x d x h)

- Overall Dimensions - 660 x 1005 x 1090mm
- Seat Width - 540mm
- Seat Depth - 420mm
- Seat Height - 600mm
- Backrest Height - 455mm

Standard Colours

- Paint - Grey White
- Upholstery - Bristol Blue

Options / Accessories

- CYHP/D1 - Cylinder Holder, CD/D
- G/CLS - Calf / Leg Supports (pair)
- G/DP - Infusion Pole
- G/SB - Lap Seatbelt, Factory Fitted
- G/CARD/LOCK - Card / Coin Lock, Factory Fitted
- G/CARD/STATION - Head of Station
- 2LOKE011 - Release Card



X-Ray/Notes Pocket



G/305/FS/VBB

Alternative colours available at additional cost. Change suffix 'VBB' on the product code with any of the following i.e. Front Steer, Nesting, Sliding Footrest in Lime - G/305/FS/VLI

Item	Description	Weight
G/305/FS/VBB	Portering Chair - Front Steer, Nesting, Sliding Footrest	29.0kg



Portering Chair - Front Steer, Nesting, Hinged Footrests



Features

- Heavy duty portering chair
- Nests to occupy reduced floor space & encourage tidy storage
- Seamless upholstery using flame retardant antimicrobial vinyl
- Moulded drop down arm rests allows side access for patients & porters
- Folding & rotating footrests aids access as well as supporting feet during transit
- X-ray / notes pocket on rear of seat
- Hook for patients' belongings
- Fittings to accept infusion poles
- 125mm swivel castors / 200mm braking fixed wheels (cushioned)
- Maximum capacity 190kg

Dimensions (w x d x h)

- Overall Dimensions - 660 x 710 x 1055mm
- Seat Width - 540mm
- Seat Depth - 420mm
- Seat Height - 530mm
- Backrest Height - 455mm

Standard Colours

- Paint - Grey White
- Upholstery - Bristol Blue

Options / Accessories

- CYHP/D1 - Cylinder Holder, CD/D
- G/CLS - Calf / Leg Supports (pair)
- G/DP - Infusion Pole
- G/SB - Lap Seatbelt, Factory Fitted
- G/CARD/LOCK - Card / Coin Lock, Factory Fitted
- G/CARD/STATION - Head of Station
- 2LOKE011 - Release Card



X-Ray/Notes Pocket



G/205/FS/VBB

Alternative colours available at additional cost. Change suffix 'VBB' on the product code with any of the following i.e. Front Steer, Nesting, Hinged Footrests in Bristol Blue - G/205/FS/VBB



Item	Description	Weight
G/205/FS/VBB	Portering Chair - Front Steer, Nesting, Hinged Footrests	27.5kg

Portering Chair - Bariatric, Rear Steer, Sliding Footrest



Features

- Heavy duty bariatric portering chair
- Seamless upholstery using flame retardant antimicrobial vinyl
- Moulded drop down arm rests allows side access for patients & helpers
- Sliding foot rest aids access as well as supporting feet during transit
- Design ensures chair will not tip should the patient stand on the step
- X-ray / notes pocket on rear of seat
- Hook for patients' belongings
- Fittings to accept IV poles mounted to rear uprights
- Retractable diagonal seatbelt
- 200mm fixed wheels / 200mm total stop braking castors (cushioned)
- We recommend that two members of staff are in attendance when used with a patient in excess of 190kg
- Maximum capacity 380kg

Dimensions (w x d x h)

- Overall Dimensions - 930 x 1000 x 1090mm
- Seat - 740 x 670mm at Height 530mm
- Back - 700 x 480mm

Standard Colours

- Paint - Grey White
- Upholstery - Bristol Blue

Options / Accessories

- CYHP/D1 - Cylinder Holder, CD/D
- G/DP - Infusion Pole
- G/CARD/LOCK - Card / Coin Lock, Factory Fitted
- G/CARD/STATION - Head of Station
- 2LOKE011 - Release Card



X-Ray/Notes Pocket



G/500/RS/VBB

Alternative colours available at additional cost. Change suffix 'VBB' on the product code with any of the following i.e. Bariatric, Rear Steer, Sliding Footrest in Lime - G/500/RS/VLI



Item	Description	Weight
G/500/RS/VBB	Portering Chair - Bariatric, Rear Steer, Sliding Footrest	43.8kg

Cylinder Holder

Features

- Suitable for D - 102mm diameter cylinders
- Mounts to infusion support tube using a handwheel

Standard Colours

- Paint - Grey White



Item	Description	Weight
CYHP/D1	Cylinder Holder - D Size	1.0kg

Calf / Leg Supports

Features

- Moulded calf / leg support on captive support tube
- Retracts beneath the seat when not in use
- Supplied as a pair



Item	Description	Weight
G/CLS	Calf / Leg Support - Pair	2.3kg
G/CLS/500	Calf / Leg Support - Bariatric, Pair	2.3kg

Infusion Pole

Features

- U-shaped stainless steel infusion pole (pole length - 980mm)
- Mounts to infusion support tube using a handwheel



Item	Description	Weight
G/DP	Infusion Pole - U Shaped Hoof	1.1kg

Lap Seat Belt

Features

- Lap seat belt with snap buckle
- Compatible with G/200/RS, G/205/FS & G/305/FS models
- Factory fitted



Item	Description	Weight
G/SB	Lap Seat Belt	0.4kg

Card / Coin Lock

Features

- Compatible with one pound / one euro coin
- Coin / card remains in the lock until the chair is connected to another chair or the wall bracket / head of station
- Plastic release card available for use by porters
- Factory fitted
- Replacement card / coin lock cassettes available (requires cassette removal tool)



Item	Description	Weight
G/CARD/LOCK	Card / Coin Lock	1.0kg
2LOKE011	Plastic Release Card	0.5kg
2LOCK217	Card / Coin Lock Cassette	0.2kg
2LOCK218	Cassette Removal Tool	0.01kg

Card / Coin Lock - Wall Bracket / Head of Station

Features

- Suitable for use with portering chairs fitted with card / coin locks
- Must be fitted to the fabric of the building (wall fixings not supplied)
- One required for each row of chairs
- Chain length 1000mm



Item	Description	Weight
G/CARD/STATION	Wall Bracket / Head of Station	1.6kg



Procedure Trolleys & Carts

Caretray Trolley - Anaesthesia	268
Caretray Trolley - Cast	269
Caretray Trolley - Critical Care	270
Caretray Trolley - Infection	271
Caretray Trolley - IV Preparation	272
Caretray Trolley - Medical / Surgical	273
Caretray Trolley - Plaster	274
Caretray Trolley - Vaccination	275
Caretray Trolley - Basics	276
Mobile Workstation - Mild Steel, Low Level	277
Procedure Carts - Polymer, Metro Flexline™	278
Procedure Carts - Polymer, Metro Starsys™	280
Procedure Carts - Polymer, Metro Basix™	282

Caretray Trolley - Anaesthesia

Features

- Trolleys suitable for use with Anaesthesia
- Quick & easy disassembly, assists thorough & deep cleaning
- Fully welded mild steel frame
- Recyclable polypropylene one-piece top & side panels, smooth surfaces & radiused edges assists cleaning (compatible with steam cleaning)
 - Top Panel - Raised edges on three sides provide defined grab points to act as push handles, whilst an integral rim at the front contains spillages (max load 30kg)
 - Side Panels - Incorporate runners with positive stops preventing trays from being accidentally withdrawn
- Carerails fitted to either side support a wide range of accessories
- Solid grade laminate door & back panel providing security for the contents of the trays
- Two locking options...
 - High Security Bolt Lock - Supplied with two keys
 - Electronic Push Button Lock - Programmable four-digit code
- Trolley pre-configured with the following accessories...
 - Overbridge, Mild Steel
 - Four Compartment Tilt Bin, Mild Steel
 - Five Compartment Tilt Bin, Mild Steel
 - Waste Bin & Bracket, 8 Litre
- Translucent, impact-resistant trays & dividers, smooth surfaces & radiused edges assists cleaning (compatible with steam cleaning / high temperature machine washing)
- Trays feature an integral handle with a plastic clip-on label cover (coloured label strips supplied - white, blue, green, yellow & red)
- Each tray supplied with 2 x long & 2 x short dividers
- Max load per tray 5kg
- Polyurethane ring buffers offer protection to both the trolley & fabric of the building
- 100mm polymer castors, 2 off braking

Dimensions (w x d x h)

- Overall Dimensions - 550 x 550 x 993mm
- Overall Dimensions (with overbridge) - 600 x 550 x 1620mm
- Plastic Top - 455 x 455 (internal) at height 968mm
- Trays
 - Shallow Tray - 355 x 405 x 100mm (internal)
 - Deep Tray - 355 x 405 x 150mm (internal)

Standard Colours

- Paint - Grey White

Options / Accessories

- Locking & Security - page 54
- Overbridge & Tilt Bins - page 60
- Carerail Mounted - page 62
- Castors & Ring Buffers - page 70
- Trays, Shelves, Dividers & Labels - page 71



CTANAEM1/10/3S2D/HSB

Description	High Security Bolt Lock	Electronic Push Button Lock	Weight
3 x 100mm, 2 x 150mm Trays	CTANAEM1/10/3S2D/HSB	CTANAEM1/10/3S2D/EPB	41.4kg
4 x 100mm, 1 x 150mm Trays	CTANAEM1/10/4S1D/HSB	CTANAEM1/10/4S1D/EPB	41.1kg
6 x 100mm Trays	CTANAEM1/10/6S/HSB	CTANAEM1/10/6S/EPB	42.2kg

Caretray Trolley - Cast

Features

- Trolleys suitable for use within A&E / Plaster Room
- Quick & easy disassembly, assists thorough & deep cleaning
- Fully welded mild steel frame
- Recyclable polypropylene one-piece top & side panels, smooth surfaces & radiused edges assists cleaning (compatible with steam cleaning)
 - Top Panel - Raised edges on three sides provide defined grab points to act as push handles, whilst an integral rim at the front contains spillages (max load 30kg)
 - Side Panels - Incorporate runners with positive stops preventing trays from being accidentally withdrawn
- Carerails fitted to either side support a wide range of accessories
- Solid grade laminate door & back panel providing security for the contents of the trays
- Two locking options...
 - CAM Lock with Wing Handle - Supplied with two keys
 - Electronic Push Button Lock - Programmable four-digit code
- Trolley pre-configured with the following accessories...
 - Overbridge, Mild Steel
 - Four Compartment Tilt Bin, Mild Steel
 - Bowl Support & Bracket
 - Stainless Steel Bowl, 7 Litre
 - Waste Bin & Bracket, 8 Litre
 - Glove / Mask Box Holder, One Box
- Translucent, impact-resistant trays & dividers, smooth surfaces & radiused edges assists cleaning (compatible with steam cleaning / high temperature machine washing)
- Trays feature an integral handle with a plastic clip-on label cover (coloured label strips supplied - white, blue, green, yellow & red)
- Each tray supplied with 2 x long & 2 x short dividers
- Max load per tray 5kg
- Polyurethane ring buffers offer protection to both the trolley & fabric of the building
- 100mm polymer castors, 2 off braking

Dimensions (w x d x h)

- Overall Dimensions - 550 x 550 x 993mm
- Overall Dimensions (with overbridge) - 600 x 550 x 1620mm
- Plastic Top - 455 x 455 (internal) at height 968mm
- Trays
 - Shallow Tray - 355 x 405 x 100mm (internal)
 - Deep Tray - 355 x 405 x 150mm (internal)

Standard Colours

- Paint - Grey White

Options / Accessories

- Locking & Security - page 54
- Overbridge & Tilt Bins - page 60
- Carerail Mounted - page 62
- Castors & Ring Buffers - page 70
- Trays, Shelves, Dividers & Labels - page 71



CTCAST1/10/4S1D/CA

Description	CAM Lock with Wing Handle	Electronic Push Button Lock	Weight
3 x 100mm, 2 x 150mm Trays	CTCAST1/10/3S2D/CA	CTCAST1/10/3S2D/EPB	43.5kg
4 x 100mm, 1 x 150mm Trays	CTCAST1/10/4S1D/CA	CTCAST1/10/4S1D/EPB	43.2kg
6 x 100mm Trays	CTCAST1/10/6S/CA	CTCAST1/10/6S/EPB	44.3kg

Caretray Trolley - Critical Care

Features

- Trolleys suitable for use with Critical Care
- Quick & easy disassembly, assists thorough & deep cleaning
- Fully welded mild steel frame
- Recyclable polypropylene one-piece top & side panels, smooth surfaces & radiused edges assists cleaning (compatible with steam cleaning)
 - Top Panel - Raised edges on three sides provide defined grab points to act as push handles, whilst an integral rim at the front contains spillages (max load 30kg)
 - Side Panels - Incorporate runners with positive stops preventing trays from being accidentally withdrawn
- Carerails fitted to either side support a wide range of accessories
- Solid grade laminate door & back panel providing security for the contents of the trays
- Two locking options...
 - CAM Lock with Winged Handle - Supplied with two keys
 - Electronic Push Button Lock - Programmable four-digit code
- Trolley pre-configured with the following accessories...
 - Overbridge, Mild Steel
 - Five Compartment Tilt Bin, Mild Steel
 - Six Compartment Tilt Bin, Mild Steel
 - Alcohol Gel Holder
 - Infusion Pole & Bracket
 - Waste Bin & Bracket, 8 Litre
 - Glove / Mask Box Holder, One Box
- Translucent, impact-resistant trays & dividers, smooth surfaces & radiused edges assists cleaning (compatible with steam cleaning / high temperature machine washing)
- Trays feature an integral handle with a plastic clip-on label cover (coloured label strips supplied - white, blue, green, yellow & red)
- Each tray supplied with 2 x long & 2 x short dividers
- Max load per tray 5kg
- Polyurethane ring buffers offer protection to both the trolley & fabric of the building
- 100mm polymer castors, 2 off braking

Dimensions (w x d x h)

- Overall Dimensions - 550 x 550 x 993mm
- Overall Dimensions (with overbridge) - 600 x 550 x 1620mm
- Plastic Top - 455 x 455 (internal) at height 968mm
- Trays
 - Shallow Tray - 355 x 405 x 100mm (internal)
 - Deep Tray - 355 x 405 x 150mm (internal)

Description	CAM Lock with Wing Handle	Electronic Push Button Lock	Weight
3 x 100mm, 2 x 150mm Trays	CTCRITM1/10/3S2D/CA	CTCRITM1/10/3S2D/EPB	44.6kg
4 x 100mm, 1 x 150mm Trays	CTCRITM1/10/4S1D/CA	CTCRITM1/10/4S1D/EPB	44.3kg
6 x 100mm Trays	CTCRITM1/10/6S/CA	CTCRITM1/10/6S/EPB	45.4kg

Standard Colours

- Paint - Grey White

Options / Accessories

- Locking & Security - page 54
- Overbridge & Tilt Bins - page 60
- Carerail Mounted - page 62
- Castors & Ring Buffers - page 70
- Trays, Shelves, Dividers & Labels - page 71



CTCRITM1/10/3S2D/EPB

Caretray Trolley - Infection

Features

- Trolleys designed for use when treating patients that have been infected with multi-resistant pathogens
- Quick & easy disassembly, assists thorough & deep cleaning
- Fully welded mild steel frame
- Recyclable polypropylene one-piece top & side panels, smooth surfaces & radiused edges assists cleaning (compatible with steam cleaning)
 - Top Panel - Raised edges on three sides provide defined grab points to act as push handles, whilst an integral rim at the front contains spillages (max load 30kg)
 - Side Panels - Incorporate runners with positive stops preventing trays from being accidentally withdrawn
- Carerails fitted to either side support a wide range of accessories
- Solid grade laminate door & back panel providing security for the contents of the trays
- Two locking options...
 - High Security Bolt Lock - Supplied with two keys
 - Electronic Push Button Lock - Programmable four-digit code
- Trolley pre-configured with the following accessories...
 - Waste Bin & Bracket, 8 Litre
- Translucent, impact-resistant trays & dividers, smooth surfaces & radiused edges assists cleaning (compatible with steam cleaning / high temperature machine washing)
- Trays feature an integral handle with a plastic clip-on label cover (coloured label strips supplied - white, blue, green, yellow & red)
- Each tray supplied with 2 x long & 2 x short dividers
- Max load per tray 5kg
- Polyurethane ring buffers offer protection to both the trolley & fabric of the building
- 100mm polymer castors, 2 off braking

Dimensions (w x d x h)

- Overall Dimensions - 550 x 550 x 993mm
- Overall Dimensions (with overbridge) - 600 x 550 x 1620mm
- Plastic Top - 455 x 455 (internal) at height 968mm
- Trays
 - Shallow Tray - 355 x 405 x 100mm (internal)
 - Deep Tray - 355 x 405 x 150mm (internal)

Standard Colours

- Paint - Grey White

Options / Accessories

- Locking & Security - page 54
- Overbridge & Tilt Bins - page 60
- Defibrillator Platform - page 61
- Carerail Mounted - page 62
- Laptop Holders - page 68
- Castors & Ring Buffers - page 70
- Trays, Shelves, Dividers & Labels - page 71



CTINFEM1/10/3S2D/HSB

Description	High Security Bolt Lock	Electronic Push Button Lock	Weight
3 x 100mm, 2 x 150mm Trays	CTINFEM1/10/3S2D/HSB	CTINFEM1/10/3S2D/EPB	35.5kg
4 x 100mm, 1 x 150mm Trays	CTINFEM1/10/4S1D/HSB	CTINFEM1/10/4S1D/EPB	35.2kg
6 x 100mm Trays	CTINFEM1/10/6S/HSB	CTINFEM1/10/6S/EPB	36.3kg

Caretray Trolley - IV Preparation

Features

- Trolleys designed for use when preparing & administering intravenous infusions
- Quick & easy disassembly, assists thorough & deep cleaning
- Fully welded mild steel frame
- Recyclable polypropylene one-piece top & side panels, smooth surfaces & radiused edges assists cleaning (compatible with steam cleaning)
 - Top Panel - Raised edges on three sides provide defined grab points to act as push handles, whilst an integral rim at the front contains spillages (max load 30kg)
 - Side Panels - Incorporate runners with positive stops preventing trays from being accidentally withdrawn
- Carerails fitted to either side support a wide range of accessories
- Solid grade laminate door & back panel providing security for the contents of the trays
- Two locking options...
 - High Security Bolt Lock - Supplied with two keys
 - Electronic Push Button Lock - Programmable four-digit code
- Trolley pre-configured with the following accessories...
 - Infusion Pole & Bracket
 - Waste Bin & Bracket, 8 Litre
 - Glove / Mask Box Holder, One Box
 - Sharps Box Holder
- Translucent, impact-resistant trays & dividers, smooth surfaces & radiused edges assists cleaning (compatible with steam cleaning / high temperature machine washing)
- Trays feature an integral handle with a plastic clip-on label cover (coloured label strips supplied - white, blue, green, yellow & red)
- Each tray supplied with 2 x long & 2 x short dividers
- Max load per tray 5kg
- Polyurethane ring buffers offer protection to both the trolley & fabric of the building
- 100mm polymer castors, 2 off braking

Dimensions (w x d x h)

- Overall Dimensions - 550 x 550 x 993mm
- Overall Dimensions (with overbridge) - 600 x 550 x 1620mm
- Plastic Top - 455 x 455 (internal) at height 968mm
- Trays
 - Shallow Tray - 355 x 405 x 100mm (internal)
 - Deep Tray - 355 x 405 x 150mm (internal)

Standard Colours

- Paint - Grey White

Options / Accessories

- Locking & Security - page 54
- Overbridge & Tilt Bins - page 60
- Defibrillator Platform - page 61
- Carerail Mounted - page 62
- Laptop Holders - page 68
- Castors & Ring Buffers - page 70
- Trays, Shelves, Dividers & Labels - page 71



CTIVPRM1/10/3S2D/HSB

Description	High Security Bolt Lock	Electronic Push Button Lock	Weight
3 x 100mm, 2 x 150mm Trays	CTIVPRM1/10/3S2D/HSB	CTIVPRM1/10/3S2D/EPB	39.8kg
4 x 100mm, 1 x 150mm Trays	CTIVPRM1/10/4S1D/HSB	CTIVPRM1/10/4S1D/EPB	39.5kg
6 x 100mm Trays	CTIVPRM1/10/6S/HSB	CTIVPRM1/10/6S/EPB	40.6kg

Caretray Trolley - Medical / Surgical

Features

- Trolleys designed for use within the Medical / Surgical Environment
- Quick & easy disassembly, assists thorough & deep cleaning
- Fully welded mild steel frame
- Recyclable polypropylene one-piece top & side panels, smooth surfaces & radiused edges assists cleaning (compatible with steam cleaning)
 - Top Panel - Raised edges on three sides provide defined grab points to act as push handles, whilst an integral rim at the front contains spillages (max load 30kg)
 - Side Panels - Incorporate runners with positive stops preventing trays from being accidentally withdrawn
- Carerails fitted to either side support a wide range of accessories
- Solid grade laminate door & back panel providing security for the contents of the trays
- Two locking options...
 - CAM Lock with Wing Handle - Supplied with two keys
 - Electronic Push Button Lock - Programmable four-digit code
- Trolley pre-configured with the following accessories...
 - Overbridge, Mild Steel
 - Four Compartment Tilt Bin, Mild Steel
 - Infusion Pole & Bracket
 - Waste Bin & Bracket, 8 Litre
 - Glove / Mask Box Holder, One Box
 - Sharps Box Holder
- Translucent, impact-resistant trays & dividers, smooth surfaces & radiused edges assists cleaning (compatible with steam cleaning / high temperature machine washing)
- Trays feature an integral handle with a plastic clip-on label cover (coloured label strips supplied - white, blue, green, yellow & red)
- Each tray supplied with 2 x long & 2 x short dividers
- Max load per tray 5kg
- Polyurethane ring buffers offer protection to both the trolley & fabric of the building
- 100mm polymer castors, 2 off braking

Dimensions (w x d x h)

- Overall Dimensions - 550 x 550 x 993mm
- Overall Dimensions (with overbridge) - 600 x 550 x 1620mm
- Plastic Top - 455 x 455 (internal) at height 968mm
- Trays
 - Shallow Tray - 355 x 405 x 100mm (internal)
 - Deep Tray - 355 x 405 x 150mm (internal)

Standard Colours

- Paint - Grey White

Options / Accessories

- Locking & Security - page 54
- Overbridge & Tilt Bins - page 60
- Carerail Mounted - page 62
- Castors & Ring Buffers - page 70
- Trays, Shelves, Dividers & Labels - page 71



CTMEDSM1/10/3S2D/EPB

Description	CAM Lock with Wing Handle	Electronic Push Button Lock	Weight
3 x 100mm, 2 x 150mm Trays	CTMEDSM1/10/3S2D/CA	CTMEDSM1/10/3S2D/EPB	43.2kg
4 x 100mm, 1 x 150mm Trays	CTMEDSM1/10/4S1D/CA	CTMEDSM1/10/4S1D/EPB	42.9kg
6 x 100mm Trays	CTMEDSM1/10/6S/CA	CTMEDSM1/10/6S/EPB	44.0kg

Caretray Trolley - Plaster

Features

- Trolleys suitable for use within A&E / Plaster Room
- Quick & easy disassembly, assists thorough & deep cleaning
- Fully welded mild steel frame
- Recyclable polypropylene one-piece top & side panels, smooth surfaces & radiused edges assists cleaning (compatible with steam cleaning)
 - Top Panel - Raised edges on three sides provide defined grab points to act as push handles, whilst an integral rim at the front contains spillages (max load 30kg)
 - Side Panels - Incorporate runners with positive stops preventing trays from being accidentally withdrawn (symmetrical design allows tray insertion from either side)
- Carerails fitted to either side support a wide range of accessories
- Trolley pre-configured with the following accessories...
 - Bucket Support & Bracket
 - Stainless Steel Graduated Bucket, 15 Litre
- Translucent, impact-resistant trays & dividers, smooth surfaces & radiused edges assists cleaning (compatible with steam cleaning / high temperature machine washing)
- Trays feature an integral handle with a plastic clip-on label cover (coloured label strips supplied - white, blue, green, yellow & red)
- Each tray supplied with 2 x long & 2 x short dividers
- Max load per tray 5kg
- Polyurethane ring buffers offer protection to both the trolley & fabric of the building
- 100mm polymer castors, 2 off braking

Dimensions (w x d x h)

- Overall Dimensions - 1005 x 550 x 993mm
- Plastic Top - 915 x 455 (internal) at height 968mm
- Trays
 - Shallow Tray - 355 x 405 x 100mm (internal)
 - Deep Tray - 355 x 405 x 150mm (internal)

Standard Colours

- Paint - Grey White

Options / Accessories

- Carerail Mounted - page 62
- Laptop Holders - page 68
- Castors & Ring Buffers - page 70
- Trays, Shelves, Dividers & Labels - page 71



CTPLASM2/10/6S4D

Description	Item	Weight
6 x 100mm, 4 x 150mm Trays	CTPLASM2/10/6S4D	50.6kg
8 x 100mm, 2 x 150mm Trays	CTPLASM2/10/8S2D	49.9kg

Caretray Trolley - Vaccination

Features

- Trolleys suitable for use with vaccination
- Quick & easy disassembly, assists thorough & deep cleaning
- Fully welded mild steel frame
- Recyclable polypropylene one-piece top & side panels, smooth surfaces & radiused edges assists cleaning (compatible with steam cleaning)
 - Top Panel - Raised edges on three sides provide defined grab points to act as push handles, whilst an integral rim at the front contains spillages (max load 30kg)
 - Side Panels - Incorporate runners with positive stops preventing trays from being accidentally withdrawn (symmetrical design allows tray insertion from either side)
- Carerails fitted to either side support a wide range of accessories
- Trolley pre-configured with the following accessories...
 - Alcohol Gel Holder
 - Debris Bin & Bracket
 - Glove, Mask Box Holder, One Box
 - Sharps Box Holder
- Translucent, impact-resistant trays & dividers, smooth surfaces & radiused edges assists cleaning (compatible with steam cleaning / high temperature machine washing)
- Trays feature an integral handle with a plastic clip-on label cover (coloured label strips supplied - white, blue, green, yellow & red)
- Each tray supplied with 2 x long & 2 x short dividers
- Max load per tray 5kg
- Polyurethane ring buffers offer protection to both the trolley & fabric of the building
- 100mm polymer castors, 2 off braking

Dimensions (w x d x h)

- Overall Dimensions - 550 x 550 x 993mm
- Plastic Top - 455 x 455 (internal) at height 968mm
- Trays
 - Shallow Tray - 355 x 405 x 100mm (internal)
 - Deep Tray - 355 x 405 x 150mm (internal)

Standard Colours

- Paint - Grey White

Options / Accessories

- Locking & Security - page 54
- Overbridge & Tilt Bins - page 60
- Defibrillator Platform - page 61
- Carerail Mounted - page 62
- Laptop Holders - page 68
- Castors & Ring Buffers - page 70
- Trays, Shelves, Dividers & Labels - page 71



CTVACIM1/10/3S2D

Description	Item	Weight
3 x 100mm, 2 x 150mm Trays	CTVACIM1/10/3S2D	32.0kg
4 x 100mm, 1 x 150mm Trays	CTVACIM1/10/4S1D	31.7kg
6 x 100mm Trays	CTVACIM1/10/6S	32.8kg

Caretray Trolley - Basics

Features

- Standard level single column easy clean procedure trolleys
- Design allows for the trolley to be upgraded with side panels & trays
- Quick & easy disassembly, assists thorough & deep cleaning
- Fully welded mild steel frame
- Recyclable polypropylene one-piece top...
 - Smooth surfaces & radiused edges to assist cleaning (compatible with steam cleaning)
 - Raised edges on three sides, providing defined grab points to act as push handles whilst an integral rim at the front contains spillages (max load 30kg)
- Solid grade laminate full width shelves, removable & supported on the trolley frame (max load per shelf 5kg)
- Carerails fitted to either side support a wide range of accessories
- Polyurethane ring buffers offer protection to both the trolley & fabric of the building
- 100mm pressed steel castors, 2 off braking

Dimensions (w x d x h)

- Overall Dimensions - 550 x 550 x 993mm
- Plastic Top - 455 x 455 (internal) at height 968mm
- Full Width Shelves - 420 x 420 (internal) at heights 193 & 554mm

Standard Colours

- Paint - Spearmint

Options / Accessories

- Overbridge & Tilt Bins - page 60
- Defibrillator Platform - page 61
- Carerail Mounted - page 62
- Laptop Holders - page 68
- Castors & Ring Buffers - page 70
- Trays, Shelves, Dividers & Labels - page 71



CTBASIM1/10/1FWS



CTBASIM1/10



CTBASIM1/10/2FWS

Description	Item	Weight
Top Panel, No Shelves	CTBASIM1/10	14.2kg
1 x Full Width Shelf	CTBASIM1/10/1FWS	15.5kg
2 x Full Width Shelves	CTBASIM1/10/2FWS	16.8kg

Mobile Workstation - Mild Steel, Low Level

Features

- Recessed liquid retaining top
- Single point locking using a CAM lock (supplied with two keys)
- Anti-tilt mechanism, allows only one drawer to be opened at any one time
- 85, 170 & 255mm deep drawers, fitted on full extension glides (max load 30kg per drawer)
- Low level corner bumpers protect the fabric of the building
- 80mm pressed steel castors, 2 off braking

Dimensions (w x d x h)

- Overall - 615 x 500 x 810mm
- Drawers - 480 x 375 x 85 / 170 / 255mm (internal)

Standard Colours

- Paint - Grey White



MW005

Item	Item	Weight
MW005	2 x 85mm, 1 x 170mm, 1 x 255mm Drawers	49.0kg

Procedure Carts - Polymer, Metro Flexline™

Features

- Lightweight polymer construction with smooth rounded corners to assist cleaning
- Incorporates Microban® offering antimicrobial protection
- Upper work surface provides a writing surface / space for preparation work
- Model specific locking
 - CAM Lock (supplied with two keys)
 - Keyless Entry Touch Pad Lock
 - Security Seal Lock (security seal compatible)
- Full extension lightweight polymer drawers, depths 76, 152 & 229mm (max load 7 - 20kg per drawer)
- Two tone colour keyway, drawer handles available in a range of colours
- 127mm polymer castors, 2 off directional & 2 off total lock

Dimensions (w x d x h)

- Drawers (internal)
 - 76mm - 514 x 432 x 57mm
 - 152mm - 514 x 432 x 133mm
 - 229mm - 514 x 432 x 210mm

Standard Colours

- Body - Light Taupe
- Drawers - Model Dependant

Options / Accessories

- 8FL190 - Drawer Label Holders (x 10)

*defibrillator & laptop
not included



8FLPED1



8FLCOM-LT



Emergency
8FLCRP4



Paediatric Emergency
8FLPED1



Treatment
8FLTMENT2



Laptop
8FLCOM-LT



Central Line
8FLCLINE



Critical Care
8FLCCU1

Item	Description	Overall Dimensions (w x d x h)	Weight
8FLCRP4	Emergency - 3 x 76mm, 2 x 152mm, 1 x 229mm Drawers, Code Blue Handles	1056 x 607 x 1273mm	91.0kg
8FLPED1	Paediatric Emergency - 8 x 76mm, 1 x 152mm Drawers, Coloured Handles	1056 x 607 x 1273mm	91.0kg
8FLTMENT2	Treatment - 2 x 76mm, 2 x 152mm, 1 x 229mm Drawers, Slate Blue Handles	819 x 568 x 1064mm	91.0kg
8FLCOM-LT	Laptop - 1 x Keyboard Tray, 1 x 76mm, 2 x 152mm, 1 x 229mm Drawers, Slate Blue Handles	819 x 568 x 1064mm	83.0kg
8FLCLINE	Central Line - 3 x 76mm, 2 x 152mm, 1 x 229mm Drawers, Dark Taupe Handles	819 x 568 x 1064mm	91.0kg
8FLCCU1	Critical Care - 3 x 76mm, 2 x 152mm, 1 x 229mm Drawers, Red Handles	840 x 569 x 1807mm	90.0kg

	Emergency 8FLCRP4	Paediatric Emergency 8FLPED1	Treatment 8FLTMENT2	Laptop 8FLCOM-LT	Central Line 8FLCLINE	Critical Care 8FLCCU1
Locking & Security						
CAM Lock			✓			
Security Seal Lock	✓	✓				
Keyless Entry Touchpad Lock				✓	✓	✓
Drawer Seal Lock Bar		✓				
Plastic Security Seals (x 100)	✓	✓				
Overbridge & Tilt Bins						
Overbridge with Top Shelf & Hanger Rail						✓
Six Compartment Tilt Bins for Overbridge						✓
Defibrillator Platform						
Adjustable Defibrillator Platform	✓	✓				
Drawer Trays & Dividers						
76mm Drawer Divider Kit			2		2	
152 / 229mm Drawer Divider Kit			2		1	
76mm Drawer Divider Tray & Dividers	3					
152mm Drawer Divider Tray & Dividers	2					
Side Bins						
Side Bin, Locking	4				2	4
Side Bin, Non-Locking				3	2	4
Laptop Holders						
Laptop Arm				✓		
Accessories						
Waste Basket (28 Litre)					✓	
Oxygen Cylinder Holder	✓	✓				
Lockable Sharps Container					✓	
Cord Manager	✓					
Hospital Grade 6, Outlet Strip & Holder	✓					
Suction Pump Shelf	✓	✓				
Rear Fitting Backboard	✓	✓				
Pull Out Side Shelf	✓	✓				
Two Hook Infusion Pole	✓	✓				

Procedure Carts - Polymer, Metro Starsys™

Features

- Lightweight polymer construction with smooth rounded corners to assist cleaning
- Incorporates Microban® offering antimicrobial protection
- Upper work surface provides a writing surface / space for preparation work
- CAM lock (supplied with two keys)*
- Full extension lightweight polymer drawers, depths 76, 152 & 229mm (max load 7 - 20kg per drawer)
- Two tone colour keyway, drawer handles available in a range of colours
- 127mm polymer castors, 2 off braking

*model specific

Dimensions (w x d x h)

- Drawers (internal)
 - 76mm - 412 x 400 x 60mm
 - 152mm - 412 x 400 x 136mm
 - 229mm - 412 x 400 x 225mm

Standard Colours

- Body - Light Taupe
- Drawers - Model Dependant

Options / Accessories

- 8SXLABKIT - Drawer / Door Label Holders (x 10)



Anaesthesia
8SXR SANES



Dressing
8SXR SDRS



Trauma
8SXR TRAMA



Critical Care
8SXR SCCU



Arthroscopic
8SXR SARTH



IV Therapy
8SXR SIV



Cast
8SXR SCAST



8SXR SCCU



8SXR SDRS

Item	Description	Overall Dimensions (w x d x h)	Weight
8SXR SANES	Anaesthesia - 4 x 152mm, 1 x 229mm Drawers, Dark Taupe Handles, CAM Lock	882 x 633 x 1136mm	104.0kg
8SXR SDRS	Dressing - 3 x 76mm, 2 x 152mm, 1 x 229mm Drawers, Dark Taupe Handles, CAM Lock	577 x 633 x 1060mm	83.0kg
8SXR TRAMA	Trauma - 3 x 76mm, 4 x 152mm Drawers, Slate Blue Handles, CAM Lock	882 x 633 x 1136mm	116.0kg
8SXR SCCU	Critical Care - 1 x 76mm, 1 x 152mm, 3 x 229mm Drawers, Slate Blue Handles	882 x 633 x 1212mm	107.0kg
8SXR SARTH	Arthroscopic - 6 x 152mm, 1 x 229mm Drawers, Dark Taupe Handles, CAM Lock	882 x 633 x 1136mm	110.0kg
8SXR SIV	IV Therapy - 5 x 76mm, 2 x 229mm Drawers, Green Handles, CAM Lock	882 x 633 x 1136mm	106.0kg
8SXR SCAST	Cast - 2 x 76mm, 2 x 152mm, 2 x 229mm Drawers, Slate Blue Handles	882 x 633 x 1212mm	109.0kg

	Anaesthesia 8SXR SANES	Dressing 8SXR SDRS	Trauma 8SXR STRAMA	Critical Care 8SXR SCCU	Arthroscopic 8SXR SARTH	IV Therapy 8SXR SIV	Cast 8SXR SCAST
Locking & Security							
CAM Lock	✓	✓	✓		✓	✓	
Overbridge & Accessory Rails							
Overbridge with One Shelf & Accessory Rail			✓	✓			
Overbridge with Two Accessory Rails	✓				✓		✓
Drawer Trays & Dividers							
76mm Drawer Divider Kit			2	1		4	1
Pods & Tilt Bins							
Left Swing Out, 3 x Tilt Bins				✓			✓
Left Swing Out, 3 x Locking Tilt Bins (CAM Lock)						✓	
Left Swing Out Locking, 3 x Locking Tilt Bins (CAM Lock)	✓						
Left Swing Out, Top Locking Tilt Bin (CAM Lock)			✓		✓	✓	
Right Fixed Pod, 1 x Tilt Bin				✓			✓
Right Swing Out					✓		
Right Swing Out Locking, 3 x Locking Tilt Bins (CAM Lock)	✓						
Right Swing Out, Top Locking Tilt Bin (CAM Lock)			✓				
Middle Non-Locking Tilt Bin			✓				
Pod Tray & Dividers			✓	✓	✓	✓	✓
Tilt Bin					✓		
Accessories							
Waste Basket & Holder			✓	✓	✓		✓
Universal Clamp	✓						
Laryngoscope Blade / Specimen Holder	✓						
Half Size Utility Bin (Metal)	✓						
Full Size Utility Bin (Metal)	✓						
Label / Tape Dispenser (x 3)	✓						
Plastic Utility Bins with Clear Covers (x 6)	✓			✓	✓		
Sharps Container Bracket			✓		✓		
Two Hook Infusion Pole			✓			✓	
Wire Basket			✓	✓	✓		✓

Procedure Carts - Metro Basix™

Features

- Recessed liquid retaining plastic work surface
- Model specific locking
 - CAM Lock (supplied with two keys)
 - Push Button Lock
 - Security Seal Lock (security seal compatible)
- Full extension drawers, depths 76, 152 & 230mm (max load 7 - 24kg per drawer)
- Two tone colour keyway, drawer handles available in a range of colours
- Low level bumpers fitted to Trauma & Anaesthesia models
- 127mm polymer castors, 2 off directional & 2 off total lock

Dimensions (w x d x h)

- Compact
 - Overall Dimensions - 489 x 470 x 876mm
 - Drawers (internal)
 - 76mm - 381 x 432 x 76mm
 - 152mm - 381 x 432 x 152mm
 - 230mm - 381 x 432 x 230mm
- Trauma / Anaesthesia
 - Overall Dimensions - 762 x 613 x 1440mm
 - Drawers (internal)
 - 76mm - 432 x 565 x 76mm
 - 152mm - 432 x 565 x 152mm
 - 230mm - 432 x 565 x 230mm

Standard Colours

- Body - Light Taupe
- Drawers - Dark Blue

Options / Accessories

- 8MBA172 - Label Holders (x 12)

Alternative drawer colours are available. Change suffix 'DB' on the product code with any of the following i.e. - Compact Basix Cart with red drawers 8MBC1210RE



DB Dark Blue
DT Dark Taupe
RE Red
TE Teal
YE Yellow

Item	Description	Weight
8MBC1210DB	Compact - 1 x 76mm, 2 x 152mm, 1 x 230mm Drawers	63.0kg
8MBX3210TRAUMADB	Trauma - 3 x 76mm, 2 x 152mm, 1 x 230mm Drawers	78.0kg
8MBX1310ANES4DB	Anaesthesia - 1 x 76mm, 3 x 152mm, 1 x 230mm Drawers	81.0kg



	Compact 8MBC1210DB	Trauma 8MBX3210TRAUMADB	Anaesthesia 8MBX1310ANES4DB
Locking & Security			
CAM Lock	✓		
Push Button Lock			✓
Security Seal Lock		✓	
Overbridge, Shelves, Hangers & Tilt Bins			
Overbridge Hanger Rail		✓	✓
Overbridge Shelf		✓	✓
Tilt Bins, Four Compartment		✓	
Tilt Bins, Five Compartment			✓
Accessories			
Push Handles		✓	
Two Hook Infusion Pole		✓	✓
Side Accessory Bracket			✓
Waste Container			✓
Side Shelf			✓
Glove Box Holder		✓	✓
Sharps Bracket		✓	✓
Side Bins		✓	



Label Holders





Resuscitation Trolleys & Carts

Resuscitation Trolleys - Mild Steel	286
Caretray Trolley - Resuscitation	292
Resuscitation Carts - Polymer, Metro Lifeline™	294
Resuscitation Carts - Polymer, Metro Flexline™	296
Airways / Difficult Intubation Trolley - Mild Steel	297
Caretray Trolley - Airways / Difficult Intubation	298

Resuscitation Trolleys - Mild Steel

Features

- Popular resuscitation trolley
- Drawer contents are secured when the lower cupboard is closed (security seal compatible)
- Upper drawer supplied with a plastic drawer liner, with dividers
- Recessed liquid retaining stainless steel work surface (usable 630 x 445)
- Lift up work flap (usable 305 x 455mm)
- Two hook infusion pole mounted to rear of trolley
- Low level bumper bar
- Push handles one end
- 125mm pressed steel castors

Dimensions (w x d x h)

- Drawers (internal)
 - 70mm - 600 x 430 x 70mm
 - 96mm - 600 x 430 x 96mm
 - 155mm - 600 x 430 x 155mm
- Lower Cupboard (internal)
 - 625 x 475 x 295mm

Standard Colours

- Paint - Red
- Lift Up Flap - White

Drop down cupboard door prevents drawers from being opened. Can be secured using security seals.



WT210

Item	Description	Overall Dimensions (w x d x h)	Weight
WT200	2 x 70mm & 1 x 155mm Deep Drawers, Lower Cupboard	825 x 575 x 999mm	74.0kg
WT210	3 x 96mm Deep Drawers, Lower Cupboard	825 x 575 x 999mm	75.1kg
WT250	4 x 70mm & 1 x 155mm Deep Drawers, Lower Cupboard	825 x 575 x 1165mm	86.0kg





WT250/CYL/D/E
shown with optional cylinder holder WT/CYL/D/E



WT200

Options / Accessories

Adjustable Defibrillator Platform

Features

- Defibrillator supported on a 365mm wide platform & is held securely in place using a clamp (adjusts using a handwheel 205 - 380mm)
- Platform mounted on an arm that swings 90 degrees from the worksurface & can be locked in position using a tensioning knob (rotates 360 degrees)
- Base of platform sits 150mm above the top of the trolley
- Fitted to the rear left-hand side of the trolley
- Maximum capacity 6kg
- Factory fitted

Dimensions (w x d x h)

- Overall Dimensions - 477 x 365 x 642mm (increases overall height by 185mm)

Standard Colours

- Paint - Grey White



WT/DEFIB

Item	Description	Weight
WT/DEFIB	Adjustable Defibrillator Platform	5.5kg

Suction Pump Shelf

Features

- Provides an area 415 x 200mm (w x d)
- 30mm upstand at front of shelf
- Floor to base of shelf at height - 260mm
- Corner bumpers offer protection to both the trolley & fabric of the building
- Maximum capacity 15kg
- Factory fitted

Dimensions (w x d x h)

- Overall Dimensions - 420 x 205 x 380mm

Standard Colours

- Paint - Red



WT/SPS

Item	Description	Weight
WT/SPS	Suction Pump Shelf	5.0kg

Cardiac Board

Features

- Solid polyethylene cardiac board, approx. 500 x 400 x 17mm
- Positioned at the rear of the trolley for easy access
- Factory fitted



WT/CBOARD

Item	Description	Weight
WT/CBOARD	Cardiac Board	1.5kg

Cylinder Holders

Features

- WT/CYL/D/E compatible with AD, CD, D, DD, PD, RD, ZD & E cylinders, max diameter 100mm
- WT/CYL/F compatible with F, LF, VF, HX & ZX cylinders, max diameter 145mm
- Maximum two-cylinder holders per trolley



WT/CYL/F



WT/CYL/D/E

Item	Description	Weight
WT/CYL/D/E	Cylinder Holder - AD, CD, D, DD, PD, RD, ZD & E Size	3.0kg
WT/CYL/F	Cylinder Holder - F, LF, VF, HX & ZX Size	3.4kg

sales@bristolmaid.com

Drawer Tidy

Features

- Plastic drawer liner with removable dividers
- One tidy supplied as standard with each trolley



Item	Description	Weight
WT/DT	Drawer Tidy	1.6kg

+44 (0)1258 484455

www.bristolmaid.com

Four Gang Socket

Features

- Switched & fused four gang socket
- Supplied with 3 metres of beige cable & fitted with a UK 3 pin plug
- Fitted to the rear of the trolley, complete with a cleat to secure the cable when not in use
- Factory fitted



Item	Description	Weight
E/SOCKET/4	Four Gang Socket	1.4kg

Options / Accessories

Guard Rail

Features

- Stainless steel guard rail
- Increases the height of the trolley by 60mm
- Factory fitted




Item	Description	Weight
G/RAIL-C	Guard Rail	1.5kg

Security Seals

Features

- Snap on plastic security
- Pack of 100



Item	Description
2PLCO026	Security Seals

Heavy Duty Castors

Features

- 125mm heavy duty pressed steel castors
- Offers additional cushioning, lowering noise levels
- Factory fitted



Item	Description	Weight
C012	2 x Braking, 2 x Non-Braking (set of 4)	5.0kg

Other products that you may be interested in...

See Pages 268 - 276

Procedure Trolleys & Carts - Caretray



CTPLASM2/10/6S4D



CTCRITM1/10/3S2D/EPB

Caretray Trolley - Resuscitation

Features

- Trolleys suitable for use with Resuscitation
- Quick & easy disassembly, assists thorough & deep cleaning
- Fully welded mild steel frame
- Recyclable polypropylene one-piece top & side panels, smooth surfaces & radiused edges assists cleaning (compatible with steam cleaning)
 - Top Panel - Raised edges on three sides provide defined grab points to act as push handles, whilst an integral rim at the front contains spillages (max load 30kg)
 - Side Panels - Incorporate runners with positive stops preventing trays from being accidentally withdrawn
- Carerails fitted to either side support a wide range of accessories
- Solid grade laminate door & back panel providing security for the contents of the trays
- Door fitted with a security seal lock (security seal compatible)
- Trolley pre-configured with the following accessories...
 - Cylinder Holder, C/CD/D
 - Glove / Mask Box Holder, One Box
- Translucent, impact-resistant trays & dividers, smooth surfaces & radiused edges assists cleaning (compatible with steam cleaning / high temperature machine washing)
- Trays feature an integral handle with a plastic clip-on label cover (coloured label strips supplied - white, blue, green, yellow & red)
- Each tray supplied with 2 x long & 2 x short dividers
- Max load per tray 5kg
- Polyurethane ring buffers offer protection to both the trolley & fabric of the building
- 100mm polymer castors, 2 off braking

Dimensions (w x d x h)

- Overall Dimensions - 550 x 550 x 993mm
- Plastic Top - 455 x 455 (internal) at height 968mm
- Trays
 - Shallow Tray - 355 x 405 x 100mm (internal)
 - Deep Tray - 355 x 405 x 150mm (internal)

Standard Colours

- Paint - Red

Options / Accessories

- Defibrillator Platform - page 61



CTRESUM1/10/3S2D/SS

Item	Description	Weight
CTRESUM1/10/3S2D/SS	3 x 100mm, 2 x 150mm Trays	38.3kg
CTRESUM1/10/4S1D/SS	4 x 100mm, 1 x 150mm Trays	38.0kg
CTRESUM1/10/6S/SS	6 x 100mm Trays	39.1kg

Overbridge

Features

- Fixes onto the rear uprights of the trolley
- Provides a fixing location for tilt bins (order separately)
- Factory fitted

Standard Colours

- Paint - Grey White



CTRESUM1/10/3S2D/SS
shown with Overbridge & Tilt Bins



Item	Description	Weight
CT/OB/MS	Overbridge, Mild Steel	2.0kg

Tilt Bins

Features

- Available with 4, 5 or 6 compartments
- Clear bins provide visible storage & assists organisation
- Bins tilt to 45° allowing easy access of contents, & can be removed to assist refilling / cleaning
- Label holder for easy identification
- Retaining bar secures bins in place, preventing from tipping forward during transit
- Supplied with a mild steel mounting

Dimensions (w x d x h)

Compartment Dimensions

- TBIN4/MS - 143 x 127 x 190mm
- TBIN5/MS - 108 x 95 x 146mm
- TBIN6/MS - 89 x 67 x 95mm

Standard Colours

- Plastic - Cream
- Paint - Grey White



45° Angle Tilt



Label Holder



Top: TBIN6/MS
Middle: TBIN5/MS
Bottom: TBIN4/MS

Item	Description	Overall Dimensions (w x d x h)	Weight
TBIN4/MS	Four Compartment	600 x 171 x 207mm	2.3kg
TBIN5/MS	Five Compartment	600 x 135 x 164mm	1.6kg
TBIN6/MS	Six Compartment	600 x 93 x 113mm	0.9kg

Resuscitation Carts - Polymer, Metro Lifeline™

Features

- Range of pre-configured emergency carts
- Lightweight polymer construction with smooth rounded corners to assist cleaning
- Incorporates Microban® offering antimicrobial protection
- Single seal mechanism secures the top compartment, drawers & tilt-out side bins (security seal compatible)
- Top storage compartment features a clear removable cover, & provides instant access to first-line equipment
- Defibrillator platform on swing arm adjusts to accommodate various models
- Full extension lightweight polymer drawers, depths 76, 152, 229 & 305mm (max load 7 - 20kg per drawer)
- Ergonomic handle with fifth wheel steering provides maximum control, when attending an emergency situation
- Two tone colour keyway
- 127mm polymer castors, 2 off braking

Dimensions (w x d x h)

- Drawers (internal)
 - 76mm - 514 x 432 x 76mm
 - 152mm - 514 x 432 x 152mm
 - 229mm - 514 x 432 x 229mm
 - 305mm - 514 x 432 x 305mm

Standard Colours

- Body - Blue
- Drawers - Light Taupe / Code Blue

Options / Accessories

- 8FL190 - Drawer Label Holders (x 10)



Drawer Label Holders



8LECCRP4
(defibrillator not included)

Item	Description	Overall Dimensions (w x d x h)	Weight
8LECCRP2	1 x 76mm, 3 x 152mm Drawers	965 x 575 x 984mm	84.0kg
8LECCRP3	2 x 76mm, 1 x 152mm, 1 x 229mm Drawers	965 x 575 x 984mm	88.0kg
8LECCRP4	2 x 76mm, 1 x 152mm, 1 x 305mm Drawers	965 x 575 x 1070mm	87.0kg



(defibrillator not included)



	8LECCRP2	8LECCRP3	8LECCRP4
Top Cavity Tray		✓	
Locking Side Bin (x 3)		✓	✓
Waste Basket (28 Litre)	✓		
Lockable Sharps Container	✓		
Adjustable Defibrillator Platform	✓	✓	✓
Suction Pump Shelf		✓	
Backboard (Front Fitting)		✓	✓
Backboard (Rear Fitting)	✓		
Oxygen Cylinder Holder	✓	✓	✓
Two Hook Infusion Pole	✓	✓	✓
Storage Bin	✓	✓	✓
Plastic Security Seals (x 100)	✓	✓	✓

Resuscitation Carts - Polymer, Metro Flexline™

Features

- Lightweight polymer construction with smooth rounded corners to assist cleaning
- Incorporates Microban® offering antimicrobial protection
- Upper work surface provides a writing surface / space for preparation work
- Single seal mechanism secures the drawers (security seal compatible)
- Full extension lightweight polymer drawers, depths 76, 152 & 229mm (max load 7 - 20kg per drawer)
- Two tone colour keyway
- 127mm polymer castors, 2 x directional & 2 x total lock

Dimensions (w x d x h)

- Overall Dimensions - 819 x 568 x 914mm
- Drawers (internal)
 - 76mm - 514 x 432 x 57mm
 - 152mm - 514 x 432 x 133mm
 - 229mm - 514 x 432 x 210mm

Standard Colours

- Body - Light Taupe
- Drawers - Light Taupe / Red

Options / Accessories

- 8FL141 - 76mm Egg Crate Style Drawer Divider Kit (10 x Vertical, 5 x Horizontal)
- 8FL142 - 152mm Egg Crate Style Drawer Divider Kit (10 x Vertical, 5 x Horizontal)
- 8FL190 - Drawer Label Holders (x 10)
- 8FL234 - 100mm Diameter Oxygen Cylinder Holder
- 8FL315 - Two Hook Infusion Pole
- 8LEC320 - Plastic Security Seals (x 100)
- 8LEC304 - Defibrillator Platform



Flexline™

ANTIMICROBIAL



8FL21P3369
(Fitted with optional two hook infusion pole, oxygen cylinder holder & defibrillator platform. Defibrillator not included)

Item	Description	Weight
8FL21P3369	2 x 76mm, 1 x 152mm, 1 x 229mm Drawers	68.0kg

Airways / Difficult Intubation Trolley - Mild Steel

Features

- Recessed liquid retaining top
- Available as non-locking or fitted with a tamper evident panel to secure the contents of the drawers (security seal compatible)
- 135mm deep drawers, fitted on full extension glides (max load 30kg per drawer)
- Carerails fitted to L/H side support a wide range of accessories
- Low level corner bumpers protect the fabric of the building
- 80mm pressed steel castors, 2 off braking

Dimensions (w x d x h)

- Overall - 615 x 500 x 915mm
- Drawers - 480 x 375 x 135mm (internal)

Standard Colours

- Paint - White

Options / Accessories

- Carerail Mounted - page 62



MW015 Tamper Evident Panel



MW010

Item	Description	Weight
MW010	5 x 125mm Drawers, Non-Locking	55.0kg
MW015	5 x 125mm Drawers, Tamper Evident Panel	57.0kg

Caretray Trolley - Airways / Difficult Intubation

Features

- Trolleys suitable for use with Airways / Difficult Intubation
- Quick & easy disassembly, assists thorough & deep cleaning
- Fully welded mild steel frame
- Recyclable polypropylene one-piece top & side panels, smooth surfaces & radiused edges assists cleaning (compatible with steam cleaning)
 - Top Panel - Raised edges on three sides provide defined grab points to act as push handles, whilst an integral rim at the front contains spillages (max load 30kg)
 - Side Panels - Incorporate runners with positive stops preventing trays from being accidentally withdrawn
- Carerails fitted to either side support a wide range of accessories
- Solid grade laminate door & back panel providing security for the contents of the trays
- Door fitted with a security seal lock (security seal compatible)
- Trolley pre-configured with the following accessories...
 - Alcohol Gel Holder
 - Airway Tube Holder
 - Glove / Mask Box Holder, One Box
- Translucent, impact-resistant trays & dividers, smooth surfaces & radiused edges assists cleaning (compatible with steam cleaning / high temperature machine washing)
- Trays feature an integral handle with a plastic clip-on label cover (coloured label strips supplied - white, blue, green, yellow & red)
- Each tray supplied with 2 x long & 2 x short dividers
- Max load per tray 5kg
- Polyurethane ring buffers offer protection to both the trolley & fabric of the building
- 100mm polymer castors, 2 off braking

Dimensions (w x d x h)

- Overall Dimensions - 550 x 550 x 993mm
- Plastic Top - 455 x 455 (internal) at height 968mm
- Trays
 - Shallow Tray - 355 x 405 x 100mm (internal)
 - Deep Tray - 355 x 405 x 150mm (internal)

Standard Colours

- Paint - Red

Options / Accessories

- Locking & Security - page 54
- Overbridge & Tilt Bins - page 60
- Defibrillator Platform - page 61
- Carerail Mounted - page 62
- Laptop Holders - page 68
- Castors & Ring Buffers - page 70
- Trays, Shelves, Dividers & Labels - page 71



CTAIRWM1/10/3S2D/SS

Item	Description	Weight
CTAIRWM1/10/3S2D/SS	3 x 100mm, 2 x 150mm Trays	38.6kg
CTAIRWM1/10/4S1D/SS	4 x 100mm, 1 x 150mm Trays	38.3kg
CTAIRWM1/10/6S/SS	6 x 100mm	39.4kg

Other products that you may be interested in...

See Pages 278 - 283

Procedure Trolleys & Carts



8FLPED1



8MBX1310ANES4TE



Sackholders & Waste Bins

Removable Body Bins	302
Free Standing Sackholders	307
Fixed Body Plastic Sackholders - Plastic	308
Removable Body Plastic Sackholders - Plastic	309

Removable Body Bins - 20 / 50 Litre

Features

- Premium range of removable body bins, fire retardant to HTM83
- Radiused corners to assist cleaning
- Captive drip tray to collect spills
- Positive bag retention through the use of a drop over clamp
- 'Hands free' design with recessed lid discourages opening by hand & encourage use of the pedal
- Stainless steel pedal & linkages
- Plastic feet to keep the unit clear of the floor
- Wheels fitted to rear of bin assist moving when cleaning
- Available with 'Colour Coding' to assist refuse identification (HTM07)
- Choice of construction...
 - Mild steel tubular frame & sheet metal body, painted for extra durability
 - 'Rust Free' stainless steel construction, painted for extra durability
- Silent closing versions are fitted with a gas damper to minimise noise when the lid closes

Dimensions (w x d x h)

- 20 Litre - 267 x 346 x 552mm
- 50 Litre - 444 x 397 x 551mm

Standard Colours

- Paint - Grey White



'Rust Free' versions are constructed from painted stainless steel (frame, body & lid)




20 Litre

Item	Description	Weight
BR015/WHL	Hands Free	8.5kg
BR020/WHL	Hands Free & Silent Closing	8.5kg
BR030/WHL	Hands Free, Rust Free & Silent Closing	8.5kg



Positive bag retention through the use of a drop over clamp



Gas damper used on silent closing bins



Raised flange & recessed lid used on hands free bins



BR045/WHL

50 Litre

Item	Description	Weight
BR045/WHL	Hands Free	11.5kg
BR050/WHL	Hands Free & Silent Closing	11.5kg
BR060/WHL	Hands Free, Rust Free & Silent Closing	11.5kg

Alternative lid colours are available. Change suffix 'WHL' on the product code with any of the following i.e. Removable Body Bin - 50ltr, Hands free with a green lid - BR045/**GNL**



Removable Body Bins - 75 / 90 Litre

Features

- Premium range of removable body bins, fire retardant to HTM83
- Radius corners to assist cleaning
- Captive drip tray to collect spills
- Positive bag retention through the use of a drop over clamp
- 'Hands free' design with recessed lid discourages opening by hand & encourage use of the pedal
- Stainless steel pedal & linkages
- Plastic feet to keep the unit clear of the floor
- Wheels fitted to rear of bin assist moving when cleaning
- Available with 'Colour Coding' to assist refuse identification (HTM07)
- Choice of construction...
 - Mild steel tubular frame & sheet metal body, painted for extra durability
 - 'Rust Free' stainless steel construction, painted for extra durability
- Silent closing versions are fitted with a gas damper to minimise noise when the lid closes

Dimensions (w x d x h)

- 75 Litre - 444 x 397 x 781mm
- 90 Litre - 444 x 397 x 910mm

Standard Colours

- Paint - Grey White



'Rust Free' versions are constructed from painted stainless steel (frame, body & lid)



BR075/WHL

75 Litre


Item	Description	Weight
BR075/WHL	Hands Free	15.0kg
BR080/WHL	Hands Free & Silent Closing	15.0kg
BR090/WHL	Hands Free, Rust Free & Silent Closing	15.0kg

Alternative lid colours are available. Change suffix 'WHL' on the product code with any of the following i.e. Removable Body Bin - 75ltr, Hands free with a yellow lid - BR075/YEL





Positive bag retention through the use of a drop over clamp



Gas damper used on silent closing bins



Raised flange & recessed lid used on hands free bins

90 Litre

Item	Description	Weight
BR105/WHL	Hands Free	17.0kg
BR110/WHL	Hands Free & Silent Closing	17.0kg
BR120/WHL	Hands Free, Rust Free & Silent Closing	17.0kg



BR105/WHL

Other products that you may be interested in...

See Pages 278 - 283

General Purpose Trolleys



8MW2436-2CW



WT/37/3

Free Standing Sackholders - 50 / 75 Litre

Features

- Captive drip tray to collect spills
- Positive bag retention through the use of an elasticated cord
- Stainless steel pedal & linkages
- Plastic feet to keep the unit clear of the floor
- Wheels fitted to rear of bin assist moving when cleaning
- Available with 'Colour Coding' to assist refuse identification (HTM07)
- Mild steel tubular frame, painted for extra durability

Dimensions (w x d x h)

- 50 Litre - 442 x 397 x 551mm
- 75 Litre - 442 x 397 x 780mm

Standard Colours

- Paint - Grey White



BH015/WHL



BH030/WHL

Alternative lid colours are available. Change suffix 'WHL' on the product code with any of the following
i.e. Free Standing Bag Holder - 50 Litre, Elastic Cord with black lid - BH015/**BKL**



Item	Description	Weight
BH015/WHL	Free Standing Sackholder - 50 Litre	7.0kg
BH030/WHL	Free Standing Sackholder - 75 Litre	7.5kg

Fixed Body Sackholders - Plastic, 20 Litre

Features

- Meets NHS England 'Managing Healthcare Fire Safety' (HTM-05-01)
- Plastic construction with no metal parts
- Smooth surfaces to assist cleaning
- One-piece plastic lid, available in a range of colours to assist refuse identification (HTM07)
- Soft closing lid
- Bag positively secured using a drop over sack retention ring

Dimensions (w x d x h)

- Overall Dimensions - 350 x 220 x 660mm


Standard Colours

- Body - White
- Lid - White

Options

- Alternative Lid Colours - Black / Orange / Yellow / Yellow & Black
- Moulded In Graphics - Available on request

Alternative lid colours available. Change suffix 'WH' on the item no. with any of the following, i.e. Fixed Body Sackholder - Plastic, Silent Closing, 20 Litre with a black lid - 5FSH20BL



Item	Description	Weight
5FSH20WH	Fixed Body Sackholder - Plastic, Silent Closing, 20 Litre	3.0kg



5FSH20WH

Removable Body Sackholders - Plastic, 42 & 70 Litre

Features

- Meets NHS England 'Managing Healthcare Fire Safety' (HTM-05-03)
- One-piece removable body
- Plastic construction with no metal parts
- Smooth surfaces to assist cleaning
- One-piece plastic lid, available in a range of colours to assist refuse identification (HTM07)
- Soft operating lid on both opening & closing (moving parts enclosed)
- Recessed drip tray to collect unwanted spills
- Bag positively secured using a drop over sack retention ring
- Non-marking rubber feet prevents the bin from sliding
- Wheels fitted to rear of bin assist moving when cleaning

Dimensions (w x d x h)

- 42 Litre - 460 x 420 x 580mm
- 70 Litre - 460 x 450 x 790mm


Standard Colours

- Body - White
- Lid - White

Options

- Alternative Lid Colours - Black / Orange / Yellow / Yellow & Black
- Moulded In Graphics - Available on request

Alternative lid colours available. Change suffix 'WH' on the item no. with any of the following, i.e. Fixed Body Sackholder - Plastic, Silent Closing, 42 Litre with a black lid - 5FSH20BL



Item	Description	Weight
5RS42WH	Removable Body Sackholder - Plastic, Silent Closing, 42 Litre	8.0kg
5RS70WH	Removable Body Sackholder - Plastic, Silent Closing, 70 Litre	9.0kg



Seating Solutions

Task Chairs	312
Premium Task Chairs	320
Patient Seating	324
Soft Seating & Reception	346
Functional Seating	358
Technical Seating	363

Task Chairs - Operator

Features

- Classic range of task chairs available as...
 - Medium back
 - High back
 - Draughtsman (medium back)
- Two lever mechanism
 - Seat height (pneumatic)
 - Back angle, locked or in dynamic free float
- Handwheel back height adjustment
- Fixed ring or height adjustable arms
- Vinyl or fabric upholstery
 - Vinyl - Fire retardant & antimicrobial
 - Fabric - Fire retardant
- Black polypropylene five-star base
- Medium & high back chairs fitted with non-braking castors
- Draughtsman chairs have a medium back, foot ring & glides
- Maximum capacity 150kg



5TC/OPM/FAC



5TC/OPH/VVMA

Replace suffix on the product code with any of the following to select your colour i.e. Medium Back Chair in Aztec Fabric - 5TC/OPM/**FAC**

Vinyl - Camira Vita



VVMA VVWL VVTO VVSL VVOL VVNR VVAO VVEO VVPK VVRT

Fabric - Camira Advantage



FRD FCT FAC FKR FGE FBK



5TC/OPH/AA/FBK



5TC/OPD/VVNR



5TC/OPD/AVVMA

Item	Description	Seat Height	Back Height	Seat Width	Overall Width	Seat Depth	Weight
5TC/OPM	Operator, Medium Back	440 - 550mm	430mm	455mm	455mm	440mm	10.0kg
5TC/OPM/A	Operator, Medium Back, Ring Arms	440 - 550mm	430mm	455mm	555mm	440mm	12.0kg
5TC/OPM/AA	Operator, Medium Back, Adjustable Arms	440 - 550mm	430mm	455mm	640mm	440mm	13.0kg
5TC/OPH	Operator, High Back	440 - 550mm	520mm	455mm	455mm	440mm	11.0kg
5TC/OPH/A	Operator, High Back, Ring Arms	440 - 550mm	520mm	455mm	555mm	440mm	13.0kg
5TC/OPH/AA	Operator, High Back, Adjustable Arms	440 - 550mm	520mm	455mm	640mm	440mm	14.0kg
5TC/OPD	Operator, Draughtsman	500 - 690mm	430mm	455mm	455mm	440mm	12.0kg
5TC/OPD/A	Operator, Draughtsman, Ring Arms	500 - 690mm	430mm	455mm	555mm	440mm	14.0kg
5TC/OPD/AA	Operator, Draughtsman, Adjustable Arms	500 - 690mm	430mm	455mm	640mm	440mm	15.0kg

Task Chairs - Mesh

Features

- Adjustable task chair that is designed to keep you cool
- Ergonomic high tenacity black mesh back for comfort & air circulation
- Large, deep cushioned seat
- Two lever mechanism
 - Seat height (pneumatic)
 - Back angle, locked or in dynamic free float
- Height adjustable arms
- Vinyl or fabric upholstery
 - Vinyl - Fire retardant & antimicrobial
 - Fabric - Fire retardant
- Black polypropylene five-star base
- Non-braking castors
- Maximum capacity 150kg



5TC/MEH/AA/FCT


Replace suffix on the product code with any of the following to select your colour i.e. High Back Chair in Cobalt Fabric - 5TC/MEH/**FCT**

Vinyl - Camira Vita



VVMA VVWL VVTO VVSL VVOL VVNR VVAO VVEO VVPK VVRT

Fabric - Camira Advantage



FRD FCT FAC FKR FGE FBK

Item	Description	Seat Height	Back Height	Seat Width	Overall Width	Seat Depth	Weight
5TC/MEH	Mesh, High Back	450 - 560mm	510mm	510mm	510mm	480mm	11.0kg
5TC/MEH/AA	Mesh, High Back, Adjustable Arms	450 - 560mm	510mm	510mm	680mm	480mm	12.0kg



5TC/MEH/AA/VVNR



5TC/MEH/VVMA

Task Chairs - Consort

Features

- Supremely comfortable range of operator chairs, featuring distinctive styling
- Large, deep cushioned seat & back
- Two lever mechanism
 - Seat height (pneumatic)
 - Back angle, locked or in dynamic free float
- Ratchet back height adjustment
- Height adjustable arms
- Vinyl or fabric upholstery
 - Vinyl - Fire retardant & antimicrobial
 - Fabric - Fire retardant
- Black polypropylene five-star base
- Non-braking castors
- Maximum capacity 150kg




5TC/COH/AA/FCT

Replace suffix on the product code with any of the following to select your colour i.e. High Back Chair in Marina Vinyl - 5TC/COH/**VVMA**

Vinyl - Camira Vita



Fabric - Camira Advantage



Item	Description	Seat Height	Back Height	Seat Width	Overall Width	Seat Depth	Weight
5TC/COH	Consort, High Back	450 - 560mm	480mm	510mm	510mm	480mm	11.0kg
5TC/COH/AA	Consort, High Back, Adjustable Arms	450 - 560mm	480mm	510mm	670mm	480mm	14.0kg



5TC/COH/FKR



5TC/COH/AA/VPK

Task Chairs - Ergo

Features


- BS 5459: Part 2: 2000. Specification for performance requirements & tests for office furniture. Office pedestal seating for use by persons weighing up to 150kg & for use up to 24 hours a day
- Tested to Level S, severe use
- Ergonomically designed for heavy duty use
- Extra-large seat & back
- Seat slider to allow horizontal adjustment of the seat depth
- Inflatable lumbar support
- Three lever mechanism
 - Seat height (pneumatic)
 - Seat angle
 - Back angle, locked or in dynamic free float
- Ratchet back height adjustment
- Tension control to adjust for variation in user weight
- Height adjustable arms
- Vinyl or fabric upholstery
 - Vinyl - Fire retardant & antimicrobial
 - Fabric - Fire retardant
- Black polypropylene five-star base
- Non-braking castors
- Maximum capacity 150kg

Replace suffix on the product code with any of the following to select your colour i.e. High Back Chair in Kingfisher Fabric - 5TC/ERH/AA/**FKR**

Vinyl - Camira Vita



Fabric - Camira Advantage



5TC/ERH/AA/H/FKR

Item	Description	Seat Height	Back Height	Seat Width	Overall Width	Seat Depth	Weight
5TC/ERH/AA	Ergo, High Back, Adjustable Arms	480 - 590mm	560mm	530mm	650mm	500mm	21.0kg
5TC/ERH/AA/H	Ergo, High Back, Adjustable Arms, Headrest	480 - 590mm	740mm	530mm	650mm	500mm	22.0kg



5TC/ERH/AA/FBK



5TC/ERH/AA/VMA

Premium Task Chairs - Executive

Features


- Elegantly designed executive chairs
- Deeply contoured back for added support
- Large, deep cushioned seat
- Raised rear seat edge for lower back support
- Inflatable lumbar support
- Three lever mechanism
 - Seat height (pneumatic)
 - Seat angle
 - Back angle, locked or in dynamic free float
- Easy lift back height adjustment
- Height adjustable arms
- Vinyl or fabric upholstery
 - Vinyl - Fire retardant & antimicrobial
 - Fabric - Fire retardant
- Black polypropylene five-star base
- Non-braking castors
- Maximum capacity 150kg

Replace suffix on the product code with any of the following to select your colour i.e. High Back Chair in Cobalt Fabric - 5PTC/EXH/FCT

Vinyl - Camira Vita



Fabric - Camira Advantage



5PTC/EXH/FGE

Item	Description	Seat Height	Back Height	Seat Width	Overall Width	Seat Depth	Weight
5PTC/EXH	Executive, High Back	460 - 560mm	555mm	530mm	530mm	500mm	20.0kg
5PTC/EXH/AA	Executive, High Back, Adjustable Arms	460 - 560mm	555mm	530mm	660mm	500mm	21.0kg



5PTC/EXH/VVMA



5PTC/EXH/AA/FBK

Premium Task Chairs - Posture Plus

Features


- Designed to promote long-term spinal health & reduce the likelihood of back problems associated with long periods spent sitting down
- Memory foam seat & back
- Heavy duty synchronised mechanism, plus independent back angle adjustment
- Seat depth adjustment
- Inflatable lumbar support
- Easy lift, back height adjustment
- Side tension adjuster
- Width & height adjustable arms
- Multi-adjustable headrest
- Vinyl or fabric upholstery
 - Vinyl - Fire retardant & antimicrobial
 - Fabric - Fire retardant
- Aluminium five-star base
- Non-braking castors
- Maximum capacity 200kg

Replace suffix on the product code with any of the following to select your colour i.e. High Back Chair in Cobalt Fabric - 5PTC/POH/AA/**FCT**

Vinyl - Camira Vita



Fabric - Camira Advantage



5PTC/POH/AA/FCT

Item	Description	Seat Height	Back Height	Seat Width	Overall Width	Seat Depth	Weight
5PTC/POH/AA	Posture Plus, High Back, Adjustable Arms	505 - 635mm	550mm	505mm	640mm	470mm	30.0kg
5PTC/POH/AA/H	Posture Plus, High Back, Adjustable Arms, Headrest	505 - 635mm	760mm	505mm	640mm	470mm	31.0kg



5PTC/POH/AA/H/FBK

sales@bristolmaid.com



5PTC/POH/AA/H/FCT

www.bristolmaid.com

Low Back Patient Chairs - Alderbury

Features

- BS EN 16139: 2013 Level 2. Furniture. Strength, durability & safety. Requirements for non-domestic seating
- Ergonomic design to ensure correct sit & posture
- Handgrips assist positioning from standing & seated positions
- Solid beech frame (PEFC accredited)
- Mortice & tenon joint construction, glued & pinned
- Frame finished with anti-bacterial varnish
- Plastic glides fitted to chair legs
- Contoured seat & back, seat section fixed
- Hygiene gap prevents the trapping of dirt & bacteria between the seat & back, provides access for cleaning
- Fire retardant foam (BS 5852: Part 2: 1982)
- Upholstered with fire retardant & antimicrobial vinyl
- Maximum capacity 160kg

Standard Colours

- Vinyl - Delft

Dimensions (w x d x h)

- Overall - 580 x 540 x 890mm
- Seat - 470 x 430 at Height 470mm
- Width Between Arms - 470mm
- Arm Height - 655mm

Alternative colours available at additional cost. Change suffix 'VVDEL' on the product code with any of the following i.e. Alderbury, Low Back Chair in Turkis - 5ND/LC/ALDE/VVTUR

Vinyl - Spradling Valencia C5



VVDEL VVTUR VVROT VVLIC

5ND/LC/ALDE/VVDEL



Item	Description	Weight
5ND/LC/ALDE/VVDEL	Alderbury, Low Back Chair, Fixed Seat	8.2kg

Medium & High Back Patient Armchairs - Alderbury

Features

- BS EN 16139: 2013 Level 2. Furniture. Strength, durability & safety. Requirements for non-domestic seating
- Ergonomic design to ensure correct sit & posture
- Handgrips assist positioning from standing & seated positions
- Solid beech frame (PEFC accredited)
- Mortice & tenon joint construction, glued & pinned
- Frame finished with anti-bacterial varnish
- Plastic glides fitted to chair legs
- Contoured seat & back
 - Fixed - Seat is fixed to the frame
 - Removable - Seat can be removed to assist cleaning (smooth vinyl upholstered underside) & is reversible to allow the seat section to be repositioned to provide additional clearance at the front of the chair
- Hygiene gap prevents the trapping of dirt & bacteria between the seat & back, provides access for cleaning
- Fire retardant foam (BS 5852: Part 2: 1982)
- Upholstered with fire retardant & antimicrobial vinyl
- Maximum capacity 160kg

Dimensions (w x d x h)

- Medium Back - 660 x 650 x 1000mm
- High Back - 660 x 650 x 1195mm
- Seat - 450 x 435/475* at Height 500mm
- Width Between Arms - 530mm
- Arm Height - 655mm

*Seat depth can be altered by repositioning the removable seat pad

Standard Colours

- Vinyl - Delft

Options

- HW - Housekeeping Wheels

Alternative colours available at additional cost. Change suffix 'VVDEL' on the product code with any of the following i.e. Alderbury, High Back Armchair, Removable & Reversible Seat in Turkis - 5ND/HAR/ALDE/VVTUR

Vinyl - Spradling Valencia C5



VVDEL VVTUR VVTOT VVLIC



Item	Description	Weight
Medium Back		
5ND/MAF/ALDE/VVDEL	Alderbury, Medium Back Armchair, Fixed Seat	13.6kg
5ND/MAR/ALDE/VVDEL	Alderbury, Medium Back Armchair, Removable Seat	13.6kg
High Back		
5ND/HAF/ALDE/VVDEL	Alderbury, High Back Armchair, Fixed Seat	14.4kg
5ND/HAR/ALDE/VVDEL	Alderbury, High Back Armchair, Removable Seat	14.4kg

Patient Seating - Bariatric, Wooden Frame

Features

- Built to withstand heavy use
- Solid beech frame, finished with antibacterial lacquer
- Extra deep, contoured foam
- Vinyl or fabric upholstery
 - Vinyl - Fire retardant & antimicrobial
 - Fabric - Fire retardant
- Maximum capacity 315kg




5PS/B/WF/VVPK

Replace suffix on the product code with any of the following to select your colour i.e.
Bariatric Chair in Seal Vinyl - 5PS/B/WF/**VVSL**

Vinyl - Camira Vita



Fabric - Camira Advantage



Item	Description	Seat Height	Back Height	Seat Width	Overall Width	Seat Depth	Overall Depth	Weight
5PS/B/WF	Bariatric, Wooden Frame	490mm	440mm	680mm	850mm	550mm	580mm	16.0kg

Patient Seating - Bariatric, Steel Frame

Features

- BS EN 16139:2013 test level 2 & BS EN 1728:2012 for loads up to 317.5kg
- Built to withstand heavy use
- Black epoxy polyester frame coating
- Oversized, rectangular section tube
- Extra deep, contoured foam
- Vinyl or fabric upholstery
 - Vinyl - Fire retardant & antimicrobial
 - Fabric - Fire retardant
- Solid beech arm, finished with antibacterial lacquer
- Maximum capacity 317.5kg



5PS/B/SF/FCT


Replace suffix on the product code with any of the following to select your colour i.e.
Bariatric Chair in Seal Vinyl - 5PS/B/SF/**VVSL**

Vinyl - Camira Vita



VVMA VVWL VVTO VVSL VVOL VVNR VVAO VVEO VVPK VVRT

Fabric - Camira Advantage



FRD FCT FAC FKR FGE FBK

Item	Description	Seat Height	Back Height	Seat Width	Overall Width	Seat Depth	Overall Depth	Weight
5PS/B/SF	Bariatric, Steel Frame	440mm	450mm	720mm	850mm	460mm	660mm	18.0kg

Reclining Armchair - Shapwick

Features

- Available as either manual or electric operation
 - Manual - Tilt in space recliner
 - Electric - Single tilt in space reclining only or single tilt in space reclining with rise function
- Manual chairs use a smooth easy to use push operation
- Electric chairs are fitted with a mains powered actuator (230V ~, 50/60Hz) fitted with a UK 3 pin plug & supplied with a handset
- Optional AccuPack system allows the chair to be used without being connected to an electrical supply (average of 100 cycles based on a 24hr charge)
- Upholstered with either
 - Flame retardant antimicrobial vinyl throughout
 - A combination of flame retardant antimicrobial vinyl & vapour permeable (VP) multiway stretch fabric. VP fabric applied to seat & back sections
- Easiform reflex foam provides comfort when sitting (fixed seat)
- Foam leg rest
- 4 x 50mm swivel braking castors
- Maximum capacity 127kg

Dimensions (w x d x h)

- Overall Dimensions - 737 x 902 x 1130mm
- Seat - 510 x 510mm at Height 460mm

Standard Colours

- Vinyl - Delft
- VP Fabric - Navy Blue

Options

- Seat Pressure Management - Coolform, Viscoform, Liquiform, Celliform
- Headrests - Head Pillow, Head Roll, Small Profile, Large Profile, Midline
- Full Length Arm Caps - Positioned over the arm rests
- AccuPack System - Allows mains free chair movements



5RE/RAM/SHAP/VVDEL

Item	Description	Weight
5RE/RAM/SHAP/VVDEL	Reclining Armchair, Manual	41.0kg
5RE/RAE/SHAP/VVDEL	Reclining Armchair, Electric	55.0kg
5RE/RAE/SHAP/VVDEL	Rise & Reclining Armchair, Electric	57.0kg



- Delivery to Chosen Location
- Unwrapping & Removal of Packaging
- Product Positioning & Set-Up
- Full Demonstration of Use to Staff



5RE/RAM/SHAP/VVROT/VPBL

Alternative colours available at additional cost.

Change vinyl suffix 'VVDEL' then change VP fabric suffix 'VPNB' i.e. Shapwick, Reclining Armchair, Electric in Olive Vinyl & Green Vapour Permeable (VP) Multi-Way Stretch Fabric - 5RE/RAE/SHAP/VVOLI/VPGR

Vinyl - Spradling Valencia C5



VVDEL VVTUR VVROT VVLIC VVSCH VVLEI VVOLI VVBUC VVBAL VVMEL

Fabric - VP Multi-Way Stretch



VPNB VPBE VPGY VPBL VPBU VPGR



5RE/RAE/SHAP/VVDEL

Item	Description	Weight
5RE/RAM/SHAP/VVDEL/VPNB	Reclining Armchair, Manual	41.0kg
5RE/RAE/SHAP/VVDEL/VPNB	Reclining Armchair, Electric	55.0kg
5RE/RAE/SHAP/VVDEL/VPNB	Rise & Reclining Armchair, Electric	57.0kg

Reclining Armchair - Alweston, Wide Arm



Features

- Ideal for use in oncology, dialysis or haematology for intravenous cannulation, where a patient may be seated for a prolonged period of time, or alternatively in recovery following minor treatment
- Wide supportive cushioned arm (150mm)
- Available as either manual or electric operation
 - Manual - Tilt in space recliner
 - Electric - Single tilt in space reclining only, or single tilt in space reclining with rise function
- Manual chairs use a smooth easy to use push operation
- Electric chairs are fitted with a mains powered actuator (230V ~, 50/60Hz) fitted with a UK 3 pin plug & supplied with a handset
- Optional AccuPack system allows the chair to be used without being connected to an electrical supply (average of 100 cycles based on a 24hr charge)
- Upholstered with either
 - Flame retardant antimicrobial vinyl throughout
 - A combination of flame retardant antimicrobial vinyl & vapour permeable (VP) multiway stretch fabric. VP fabric applied to seat & back sections
- Easiform reflex foam provides comfort when sitting (fixed seat)
- Foam leg rest
- 4 x 50mm swivel braking castors
- Maximum capacity 127kg

Dimensions (w x d x h)

- Overall Dimensions - 737 x 902 x 1130mm
- Seat - 510 x 510mm at Height 460mm

Standard Colours

- Vinyl - Delft
- VP Fabric - Navy Blue

Options

- Seat Pressure Management - Coolform, Viscoform, Liquiform, Celliform
- Headrests - Head Pillow, Head Roll, Small Profile, Large Profile, Midline
- Table with Wireless Charging
- AccuPack System - Allows mains free chair movements
- USB Charging Socket - Located on outside of arm
- Pocket - Positioned on the right-hand side of the chair



5RE/RAE/ALWE/VDEL
(fitted with optional pocket)

Item	Description	Weight
5RE/RAM/ALWE/VDEL	Reclining Armchair, Wide Arm, Manual	41.0kg
5RE/RAE/ALWE/VDEL	Reclining Armchair, Wide Arm, Electric	55.0kg
5RE/RAE/ALWE/VDEL	Rise & Reclining Armchair, Wide Arm, Electric	57.0kg



- Delivery to Chosen Location
- Unwrapping & Removal of Packaging
- Product Positioning & Set-Up
- Full Demonstration of Use to Staff



5RE/RAE/ALWE/VVLEI/VPBE
(fitted with optional pocket)



5RE/RAE/ALWE/VVBAL/VPGY

Alternative colours available at additional cost. Change vinyl suffix 'VVDEL' then change VP fabric suffix 'VPNB' i.e. Ashington, Reclining Armchair, Waterfall Back, Wide Arm, Electric in Olive Vinyl & Green VP Multi-Way Stretch Fabric - 5RE/RAE/ASHI/VVOLI/VPGR

Vinyl - Spradling Valencia C5



VVDEL VVTUR VVROT VVLIC VVSCH VVLEI VVOLI VVBUC VVBAL VVMEL

Fabric - VP Multi-Way Stretch



VPNB VPBE VPGY VPBL VPBU VPGR

Item	Description	Weight
5RE/RAM/ALWE/VVDEL/VPNB	Reclining Armchair, Wide Arm, Manual	41.0kg
5RE/RAE/ALWE/VVDEL/VPNB	Reclining Armchair, Wide Arm, Electric	55.0kg
5RE/RAE/ALWE/VVDEL/VPNB	Rise & Reclining Armchair, Wide Arm, Electric	57.0kg

Reclining Armchair - Twyford, Waterfall Back

Features

- Available as either manual or electric operation
 - Manual - Tilt in space recliner
 - Electric - Single tilt in space reclining only or single tilt in space reclining with rise function
- Manual chairs use a smooth easy to use push operation
- Electric chairs are fitted with a mains powered actuator (230V ~, 50/60Hz) fitted with a UK 3 pin plug & supplied with a handset
- Optional AccuPack system allows the chair to be used without being connected to an electrical supply (average of 100 cycles based on a 24hr charge)
- Upholstered with either
 - Flame retardant antimicrobial vinyl throughout
 - A combination of flame retardant antimicrobial vinyl & vapour permeable (VP) multiway stretch fabric. VP fabric applied to seat & back sections
- Easiform reflex foam provides comfort when sitting (fixed seat)
- Foam leg rest
- Fixed deep padded waterfall back
- 2 x 50mm swivel braking castors
- Maximum capacity 127kg

Dimensions (w x d x h)

- Overall Dimensions - 765 x 865 x 1145mm
- Seat - 520 x 510mm at Height 482mm

Options

- Seat Pressure Management - Coolform, Viscoform, Liquiform
- Headrests - Head Pillow, Head Roll, Small Profile, Large Profile, Midline
- Full Length Arm Caps - Positioned over the arm rests
- AccuPack System - Allows mains free chair movements

Standard Colours

- Vinyl - Delft
- VP Fabric - Navy Blue



5RE/RRAE/TWYF/VVDEL



- Delivery to Chosen Location
- Unwrapping & Removal of Packaging
- Product Positioning & Set-Up
- Full Demonstration of Use to Staff

Item	Description	Weight
5RE/RAM/TWYF/VVDEL	Reclining Armchair, Waterfall Back, Manual	43.0kg
5RE/RAE/TWYF/VVDEL	Reclining Armchair, Waterfall Back, Electric	57.0kg
5RE/RRAE/TWYF/VVDEL	Rise & Recline Armchair, Waterfall Back, Electric	59.0kg



5RE/RAM/TWYF/VVDEL/VPGR

Alternative colours available at additional cost.
Change vinyl suffix 'VVDEL' then change VP fabric suffix 'VPNB' i.e. Twyford, Reclining Armchair, Electric in Olive Vinyl & Green Vapour Permeable (VP) Multi-Way Stretch Fabric - 5RE/RAE/TWYF/VVOLI/VPGR

Vinyl - Spradling Valencia C5



VVDEL VVTUR VVROT VVLIC VVSCH VVLEI VVOLI VVBUC VVBAL VVMEL

Fabric - VP Multi-Way Stretch



VPNB VPBE VPGY VPBL VPBU VPGR



5RE/RRAE/TWYF/VVDEL/VPNB

Item	Description	Weight
5RE/RAM/TWYF/VVDEL/VPNB	Reclining Armchair, Waterfall Back, Manual	43.0kg
5RE/RAE/TWYF/VVDEL/VPNB	Reclining Armchair, Waterfall Back, Electric	57.0kg
5RE/RRAE/TWYF/VVDEL/VPNB	Rise & Recline Armchair, Waterfall Back, Electric	59.0kg

Reclining Armchair - Ashington, Waterfall Back, Wide Arm



Features

- Ideal for use in oncology, dialysis or haematology for intravenous cannulation, where a patient may be seated for a prolonged period of time, or alternatively in recovery following minor treatment
- Wide supportive cushioned arm (150mm)
- Available as either manual or electric operation
 - Manual - Tilt in space recliner
 - Electric - Single tilt in space reclining only, or single tilt in space reclining with rise function
- Manual chairs use a smooth easy to use push operation
- Electric chairs are fitted with a mains powered actuator (230V ~, 50/60Hz) fitted with a UK 3 pin plug & supplied with a handset
- Optional AccuPack system allows the chair to be used without being connected to an electrical supply (average of 100 cycles based on a 24hr charge)
- Upholstered with either
 - Flame retardant antimicrobial vinyl throughout
 - A combination of flame retardant antimicrobial vinyl & vapour permeable (VP) multiway stretch fabric. VP fabric applied to seat & back sections
- Easiform reflex foam provides comfort when sitting (fixed seat)
- Foam leg rest
- Fixed deep padded waterfall back
- 2 x 50mm swivel braking castors
- Maximum capacity 127kg

Dimensions (w x d x h)

- Overall Dimensions - 765 x 865 x 1145mm
- Seat - 520 x 510mm at Height 482mm

Standard Colours

- Vinyl - Delft
- VP Fabric - Navy Blue

Options

- Seat Pressure Management - Coolform, Viscoform, Liquiform
- Headrests - Head Pillow, Head Roll, Small Profile, Large Profile, Midline
- Table with Wireless Charging
- AccuPack System - Allows mains free chair movements
- USB Charging Socket - Located on outside of arm
- Pocket - Positioned on the right-hand side of the chair



Item	Description	Weight
5RE/RAM/ASHI/VVDEL	Reclining Armchair, Waterfall Back, Wide Arm, Manual	43.0kg
5RE/RAE/ASHI/VVDEL	Reclining Armchair, Waterfall Back, Wide Arm, Electric	57.0kg
5RE/RRAE/ASHI/VVDEL	Rise & Recline Armchair, Waterfall Back, Wide Arm, Electric	59.0kg

5RE/RAE/ASHI/VVDEL
(fitted with optional pocket)



5RE/RAE/ASHI/VVSCH/VPGY
(fitted with optional pocket)



- Delivery to Chosen Location
- Unwrapping & Removal of Packaging
- Product Positioning & Set-Up
- Full Demonstration of Use to Staff



5RE/RAE/ASHI/VVROT/VPNB

Alternative colours available at additional cost.

Change vinyl suffix 'VVDEL' then change VP fabric suffix 'VPNB' i.e. Alveston, Reclining Armchair, Wide Arm, Electric in Olive Vinyl & Green Vapour Permeable VP Multi-Way Stretch Fabric - 5RE/RAE/ALWE/VVOLI/VPGR

Vinyl - Spradling Valencia C5



VVDEL VVTUR VVROT VVLIC VVSCH VVLEI VVOLI VVBUC VVBAL VVMEL

Fabric - VP Multi-Way Stretch



VPNB VPBE VPGY VPBL VPBU VPGR

Item	Description	Weight
5RE/RAM/ASHI/VVDEL/VPNB	Reclining Armchair, Waterfall Back, Wide Arm, Manual	43.0kg
5RE/RAE/ASHI/VVDEL/VPNB	Reclining Armchair, Waterfall Back, Wide Arm, Electric	57.0kg
5RE/RAE/ASHI/VVDEL/VPNB	Rise & Recline Armchair, Waterfall Back, Wide Arm, Electric	59.0kg

Reclining Armchair - Hadleigh, Waterfall Back, Bariatric



Features

- Specifically designed for comfort & pressure management control
- Dual standard rise & recliner, provides a full range of posture positive recline positions as well as support to a standing position
- Mains powered actuator (230V ~, 50/60Hz) fitted with a UK 3 pin plug & supplied with a handset
- Upholstered with a combination of flame retardant antimicrobial vinyl & vapour permeable (VP) multiway stretch fabric. VP fabric applied to seat & back sections
- Easiform reflex foam provides comfort when sitting
- Seat & leg sections generously padded with memory foam & fitted with a removable cover
- Separate waterfall back cushions can be individually repositioned & adjusted for comfort & support
- Back blockers provided for additional lumbar support
- Flat wide arms for deep comfort & support
- Loop for handset & deep side pocket
- Heavy duty glides
- Maximum capacity 254kg

Dimensions (w x d x h)

- Chair - 1000 / 1100 x 940 x 1145mm
- Seat - 610 / 710mm x 510 x 460mm

Standard Colours

- Vinyl - Delft
- VP Fabric - Navy Blue

Options

- Seat Pressure Management - Coolform, Viscoform
- Headrests - Head Pillow, Head Roll, Small Profile, Large Profile, Midline
- USB Charging Socket - Located on outside of arm
- Full Length Arm Caps - Positioned over the arm rests



5RE/RAAE/HADL610/VVDEL/VPNB

Item	Description	Weight
5RE/RAAE/HADL610/VVDEL/VPNB	Rise & Reclining Armchair, Waterfall Back, Bariatric, Electric, 610mm	88.0kg
5RE/RAAE/HADL710/VVDEL/VPNB	Rise & Reclining Armchair, Waterfall Back, Bariatric, Electric, 710mm	88.0kg



- Delivery to Chosen Location
- Unwrapping & Removal of Packaging
- Product Positioning & Set-Up
- Full Demonstration of Use to Staff



5RE/RRAE/HADL610/VVOLI/VPGR

Alternative colours available at additional cost. Change vinyl suffix 'VVDEL' then change VP fabric suffix 'VPNB' i.e. Hadleigh, Rise & Reclining Armchair, Waterfall Back, Bariatric, Electric, 710mm in Olive Vinyl & Green VP Multi-Way Stretch Fabric - 5RE/RRAE/HADL710/VVOLI/VPGR

Vinyl - Spradling Valencia C5



VVDEL VVTUR VVROT VVLIC VVSCH VVLEI VVOLI VVBUC VVBAL VVMEL

Fabric - VP Multi-Way Stretch



VPNB VPBE VPGY VPBL VPBU VPGR



5RE/RRAE/HADL610/VVROT/VPBU

Reclining Porters Armchair - Bathampton, Waterfall Back



Features

- Single tilt in space recliner, provides a full range of posture positive recline positions
- Mains powered actuator (230V ~, 50/60Hz) fitted with a UK 3 pin plug & supplied with a handset (positioned at rear of chair / optional side of chair)
- Optional AccuPack system allows the chair to be used without being connected to an electrical supply (average of 100 cycles based on a 24hr charge)
- Upholstered with either
 - Flame retardant antimicrobial vinyl throughout
 - A combination of flame retardant antimicrobial vinyl & vapour permeable (VP) multi-way stretch fabric. VP fabric applied to seat & back sections
- Upholstered seat & back sections are fitted with removable covers, allows seat section to be easily upgraded to aid pressure care
- Removable internal Easiform reflex seat cushion
- Seat & leg sections generously padded with memory foam & fitted with a removable cover
- Separate waterfall back cushions can be individually repositioned & adjusted for comfort & support
- Push handle at rear of the chair to assist when positioning / portering
- Slide out footplate to support feet
- 4 x 75mm swivel braking castors
- Maximum capacity 127kg

Dimensions (w x d x h)

- Overall Dimensions - 685 x 990 x 1220mm
- Seat - 520 x 510mm at Height 470mm

Standard Colours

- Vinyl - Delft
- VP Fabric - Navy Blue

Options

- Seat Pressure Management - Coolform, Viscoform, Liquiform, Celliform, Airform, Dynaform
- Back Cushions - Comfort Lateral, Support Lateral, Large Profile with Waterfall, Large Profile Headrest with Comfort Lateral, Large Profile Headrest with Support Lateral
- Headrests - Head Pillow, Head Roll, Small Profile, Large Profile, Midline
- Full Length Arm Caps - Positioned over the arm rests
- AccuPack System - Allows mains free chair movements



5RE/RPAH/BATH/VVDEL

Item	Description	Weight
5RE/RPAH/BATH/VVDEL	Reclining Porters Armchair, Waterfall Back, Electric	75.0kg



- Delivery to Chosen Location
- Unwrapping & Removal of Packaging
- Product Positioning & Set-Up
- Full Demonstration of Use to Staff



5RE/RPAH/BATH/VVOLI/VPGR

Alternative colours available at additional cost.
Change vinyl suffix 'VVDEL' then change VP fabric suffix 'VPNB' i.e. Bathampton, Waterfall Back, Handset Operated in Olive Vinyl & Green VP Multi-Way Stretch Fabric - 5RE/RPAH/BATH/VVOLI/VPGR

Vinyl - Spradling Valencia C5



VVDEL VVTUR VVROT VVLIC VVSCH VVLEI VVOLI VVBUC VVBAL VVMEL

Fabric - VP Multi-Way Stretch



VPNB VPBE VPGY VPBL VPBU VPGR



5RE/RPAH/BATH/VVDEL/VPNB

Item	Description	Weight
5RE/RPAH/BATH/VVDEL/VPNB	Reclining Porters Armchair, Waterfall Back, Electric	75.0kg

Rise & Recline Porters Armchair - Dorchester, Waterfall Back



Features

- Dual tilt in space rise & recliner, provides a full range of posture positive recline positions as well as support to a standing position
- Mains powered actuator (230V ~, 50/60Hz) fitted with a UK 3 pin plug & supplied with a handset (positioned at side of chair)
- Optional AccuPack system allows the chair to be used without being connected to an electrical supply (average of 100 cycles based on a 24hr charge)
- Upholstered with either
 - Flame retardant antimicrobial vinyl throughout
 - A combination of flame retardant antimicrobial vinyl & vapour permeable (VP) multi-way stretch fabric. VP fabric applied to seat & back sections
- Upholstered seat & back sections are fitted with removable covers, allows seat section to be easily upgraded to aid pressure care
- Removable internal Easiform reflex seat cushion
- Seat & leg sections generously padded with memory foam & fitted with a removable cover
- Separate waterfall back cushions can be individually repositioned & adjusted for comfort & support
- Push handle at rear of the chair to assist when positioning/portering
- Optional sliding footplate to support feet
- 4 x 100mm swivel braking castors
- Maximum capacity 127kg

Dimensions (w x d x h)

- Overall Dimensions - 775 x 1055 x 1245mm
- Seat - 510 x 510mm at Height 480mm

Standard Colours

- Vinyl - Delft
- VP Fabric - Navy Blue

Options

- Sliding Footplate
- Seat Pressure Management - Coolform, Viscoform, Liquiform, Celliform, Airform, Dynaform
- Back Cushions - Comfort Lateral, Support Lateral, Large Profile with Waterfall, Large Profile Headrest with Comfort Lateral, Large Profile Headrest with Support Lateral
- Headrests - Head Pillow, Head Roll, Small Profile, Large Profile, Midline
- Full Length Arm Caps - Positioned over the arm rests
- AccuPack System - Allows mains free chair movements



5RE/RRPAH/DORC/VVDEL
(with optional sliding footplate)

Item	Description	Weight
5RE/RRPAH/DORC/VVDEL	Rise & Recline Porters Armchair, Waterfall Back, Electric	76.5kg



- Delivery to Chosen Location
- Unwrapping & Removal of Packaging
- Product Positioning & Set-Up
- Full Demonstration of Use to Staff



5RE/RRPAH/DORC/VVBAL/VPNB
(with optional footplate)

Alternative colours available at additional cost.
Change vinyl suffix 'VVDEL' then change VP fabric suffix 'VPNB' i.e. Dorchester, Waterfall Back, Handset
Operated in Leinen Vinyl & Grey VP Multi-Way Stretch Fabric - 5RE/RPAH/DORC//VLEI/VPGY

Vinyl - Spradling Valencia C5



VVDEL VVTUR VVROT VVLIC VVSCH VVLEI VVOLI VVBUC VVBAL VMEL

Fabric - VP Multi-Way Stretch



VPNB VPBE VPGY VPBL VPBU VPGR

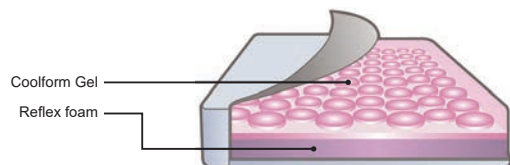


5RE/RRPAH/DORC/VVLEI/VPNB
(with optional sliding footplate)

Item	Description	Weight
5RE/RRPAH/DORC/VVDEL/VPNB	Rise & Recline Porters Armchair, Waterfall Back, Electric	76.5kg

Seat Options For Pressure Management

Cushions are covered in multi-way stretch, vapour permeable fabric which is wipeable, removable, washable at 95°C, incontinence proof & breathable.



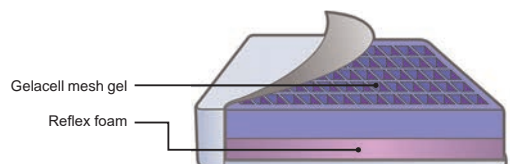
Coolform

Pressure Risk



For those sitting for long periods with specific comfort issues, such as a high risk of pressure sores. Uses the latest medical grade silicone gel technology allowing pressure to be evenly distributed.

The gel conforms to the shape of the body, equalises to body temperature, allows air to flow easily & is totally odourless & hypoallergenic.



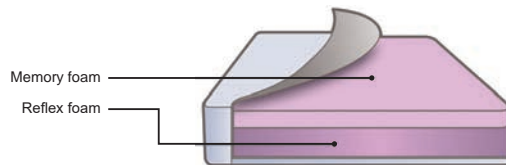
Celliform

Pressure Risk



For those sitting for long periods of time with specific comfort issues, such as a high risk of pressure sores & shear forces.

Gelacell's unique grid design eliminates pressure points, contouring in response to the transfer of weight, evenly distributes pressure & reduces heat absorption, keeping the seat cooler & fresher.



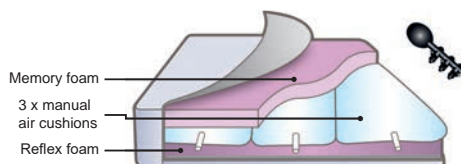
Viscoform

Pressure Risk



For those who have good posture & mobility, but are seated for periods longer than one hour, require pressure relief & supported comfort.

High density foam provides support, whilst a top layer of memory foam allows submersion into the cushion, providing a large surface area to reduce pressure levels.



Airform

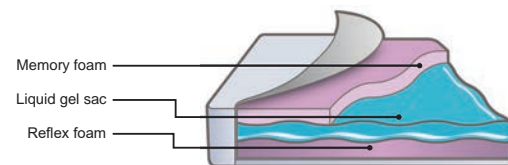
Pressure Risk



For those who have good posture, but are unable to alter their position easily & require high level pressure care.

This cushion provides the benefits of an air cushion, however without the sensation of alternating changes in air pressure.

Suitable for users 40 - 127kg.



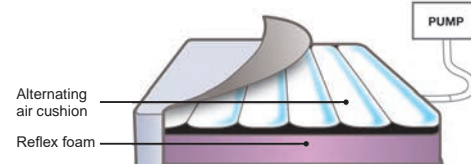
Liquiform

Pressure Risk



For those who have good posture & mobility, but are seated for long periods of time, require pressure relief & supported comfort. Excellent for people with little fatty tissue.

High density foam provides support, topped with layers of fluid liquid gel & memory foam to provide high levels of pressure relief. The liquid gel helps to dissipate heat, whilst constantly adapting to movement.



Dynaform

Pressure Risk



For those at very high risk of developing pressure sores, or have a history of sores, where the priority is to prevent further pressure damage.

Dynaform is a dynamic alternating air cushion, which constantly changes air levels within its cells to recreate the effect of pressure relieving & prevent pressure build up.

Air cell features


- 6 dynamic cells 10cm wide
- 3 cell cycle repeated every 9 minutes

Suitable for users 40 - 121kg.

Please note the Dynaform cushion does need an electric supply at all times to operate.


Pressure risk levels detailed are for guidance only. Each individual user has different posture, medical needs & health issues which contribute to the performance of any pressure cushion. If in doubt, please consult a GP or Health Care Professional.

Back Cushion Options



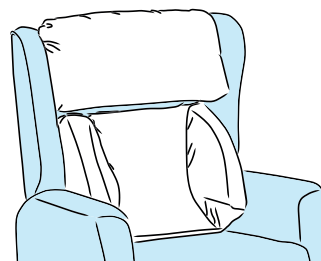
Waterfall Back Cushion

Individual waterfall cushions, fully adjustable to accommodate maximum postural support



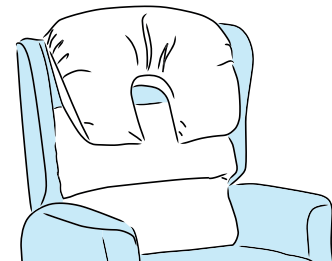
Comfort Lateral Back Cushion

Soft fibre filled removable lateral cushion for lower back & side lumbar support, without feeling restricted



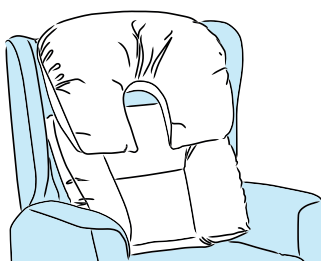
Support Lateral Back Cushion

A foam filled back providing firmer lateral support with a soft fibre filled headrest



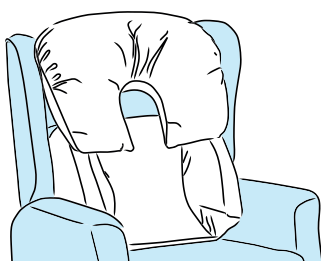
Large Profile Headrest with Waterfall Back

For those with limited head control & requiring a soft adjustable lumbar support



Large Profile Headrest with Comfort Lateral Back

For those with limited head control & requiring soft lateral support without feeling restricted



Large profile headrest with Support Lateral Back

For those with limited head control, requiring firm foam lateral lumbar & midline support

Headrest Options



Head Pillow



Head Roll



Small Profile Headrest




Large Profile Headrest



Midline Headrest

Table with Wireless Charging

360-degree rotation & angle adjustable table with a wipe clean surface. Supports Qi wireless charging & fitted with a USB socket. Removable magnetic bar provides support & ensures correct positioning on the wireless receiver coil, wipe clean surface (w 345 x h 245mm)



Overnight Chair - Portland, Three Position

Features

- Multi-functional compact chair that provides comfortable seating by day, transforming into a bed by night
- Suitable for use in maternity units, children's wards, relative's rooms, hospices & care homes
- Provides visitors with a comfortable place to sleep during longer visits
- Chair is pulled out in three motions to a bed
 - Chair
 - Lounge Chair
 - Bed
- Upholstered using flame retardant antimicrobial vinyl
- Easiform reflex foam provides comfort when sitting or sleeping
- 50mm swivel braking castors
- Maximum capacity 160kg

Dimensions (w x d x h)

- Overall Dimensions - 870 x 840 x 870mm (when open overall bed length is 2060mm)
- Seat - 690 x 540mm at Height 410mm

Standard Colours

- Vinyl - Delft
- Vinyl & Patterned Fabric - Vinyl Lavendel & Savanna Lavender



5RE/OC/PORT/VVDEL

The logo features the words 'WHITE GLOVE DELIVERY' in a bold, sans-serif font, with a stylized illustration of a hand in a white glove holding a black object.

- Delivery to Chosen Location
- Unwrapping & Removal of Packaging
- Product Positioning & Set-Up
- Full Demonstration of Use to Staff

*UK mainland only

Item	Description	Weight
5RE/OC/PORT/VVDEL	Three Position, Vinyl Delft	61.5kg
5RE/OC/PORT/VVLAVSAVL	Three Position, Vinyl Lavendel & Savanna Lavender	61.5kg

Alternative colours available at additional cost. Change suffix 'VVDEL' on the product code with any of the following i.e. Portland, Three Position in Olive - 5RE/OC/PORT/VVOLI

Vinyl - Spradling Valencia C5

A solid blue circle.

A solid teal circle.

A solid red circle.

A solid grey circle.

A solid black circle.

A solid light grey circle.

A solid olive green circle.

A solid brown circle.

A solid dark blue circle.

A solid orange circle.

VVDEL

VVTUR

VVROT

VVLIC

VVSCH

VVLEI

VVOLI

VVBUC

VVBAL

VVMEL



5RE/OC/PORT/VVLAVSAVL



5RE/OC/PORT/VVTUR

Soft Seating & Reception - Link

Features

- Suitable for reception areas, relaxed meeting spaces or creatively constructed public spaces
- Link is a versatile modular seating system that can be configured to suit your specific requirements
- Internal construction solid beech frame
- Black epoxy polyester legs
- Deep cushioned seats over elasticated webbing
- Vinyl or fabric upholstery
 - Vinyl - Fire retardant & antimicrobial
 - Fabric - Fire retardant



5SS/LI1/RA/VVMA

Replace suffix on the product code with any of the following to select your colour i.e. Single Unit in Aztec Fabric - 5SS/LI1/**FAC**

Vinyl - Camira Vita



VVMA VVWL VVTO VVSL VVOL VVNR VVAO VVEO VVPK VVRT

Fabric - Camira Advantage



FRD FCT FAC FKR FGE FBK



5SS/LI1/FGE



5SS/LI2/LA/VVPK

Item	Description	Seat Height	Back Height	Seat Width	Overall Width	Seat Depth	Overall Depth
5SS/LI1	Link, Single Unit	450mm	360mm	670mm	670mm	500mm	715mm
5SS/LI2	Link, Double Unit	450mm	360mm	1340mm	1340mm	500mm	715mm
5SS/LI3	Link, Triple Unit	450mm	360mm	1840mm	1840mm	500mm	715mm
5SS/LI1/LA	Link, Single Unit, Left Arm	450mm	360mm	670mm	800mm	500mm	715mm
5SS/LI1/RA	Link, Single Unit, Right Arm	450mm	360mm	670mm	800mm	500mm	715mm
5SS/LI2/LA	Link, Double Unit, Left Arm	450mm	360mm	1340mm	1470mm	500mm	715mm
5SS/LI2/RA	Link, Double Unit, Right Arm	450mm	360mm	1340mm	1470mm	500mm	715mm
5SS/LI3/LA	Link, Triple Unit, Left Arm	450mm	360mm	1840mm	1970mm	500mm	715mm
5SS/LI3/RA	Link, Triple Unit, Right Arm	450mm	360mm	1840mm	1970mm	500mm	715mm
5SS/LI/C	Link, Corner Unit	450mm	360mm	500mm	715mm	500mm	715mm

Soft Seating & Reception - Alton

Features

- Suitable for reception areas, relaxed meeting spaces or creatively constructed public spaces
- Alton is a versatile modular seating system that can be configured to suit your specific requirements
- Deep seat foam
- Tubular steel underframe with black epoxy polyester frame coating
- Steel linking
- Vinyl or fabric upholstery
 - Vinyl - Fire retardant & antimicrobial
 - Fabric - Fire retardant



5SS/AL2/VVTO


Replace suffix on the product code with any of the following to select your colour i.e. One Seat in Tomato Vinyl - 5SS/AL1/VVTO

Vinyl - Camira Vita



VVMA VVWL VVTO VVSL VVOL VVNR VVAO VVEO VVPK VVRT

Fabric - Camira Advantage



FRD FCT FAC FKR FGE FBK



5SS/AL1/FGE



5SS/AL3/FKR

Item	Description	Seat Height	Back Height	Seat Width	Overall Width	Seat Depth	Overall Depth
5SS/AL1	Alton, One Seat	440mm	340mm	600mm	600mm	500mm	670mm
5SS/AL2	Alton, Two Seat	440mm	340mm	1200mm	1200mm	500mm	670mm
5SS/AL3	Alton, Three Seat	440mm	340mm	1800mm	1800mm	500mm	670mm
5SS/AL/EC	Alton, Ninety Degree External Corner	440mm	340mm	1090mm	1090mm	500mm	670mm
5SS/AL/IC	Alton, Ninety Degree Internal Corner	440mm	340mm	600mm	770mm	600mm	770mm

Soft Seating & Reception - Sherborne

Features

- Sherborne is perfect for furnishing reception & break areas or creating a relaxed meeting environment
- Wood frame with deep fibre-topped seat cushion
- Vinyl or fabric upholstery
 - Vinyl - Fire retardant & antimicrobial
 - Fabric - Fire retardant
- Polished beech legs




5SS/SH1/VVPK

Replace suffix on the product code with any of the following to select your colour i.e. One Seat in Red Fabric - 5SS/SH1/**FRD**

Vinyl - Camira Vita



Fabric - Camira Advantage



Item	Description	Seat Height	Back Height	Seat Width	Overall Width	Seat Depth	Overall Depth	Weight
5SS/SH1	Sherborne, One Seat	430mm	380mm	470mm	720mm	510mm	680mm	19.0.kg
5SS/SH2	Sherborne, Two Seat	430mm	380mm	980mm	1240mm	510mm	680mm	28.0kg



5SS/SH2/VVOL



5SS/SH1/VVSL

Soft Seating & Reception - Button

Features

- Button allows break out spaces or meeting areas to be injected with fun
- Wood frame with deep upholstery
- Vinyl or fabric upholstery
 - Vinyl - Fire retardant & antimicrobial
 - Fabric - Fire retardant
- Plastic floor glides / chrome legs to protect flooring



5SS/BU/PO1/FCT



5SS/BU/CY/FKR

Replace suffix on the product code with any of the following to select your colour i.e. Cylinder in Aztec Fabric - 5SS/BU/CY/**FAC**

Vinyl - Camira Vita



VVMA VVWL VVTO VVSL VVOL VVNR VVAO VVEO VVPK VVRT

Fabric - Camira Advantage



FRD FCT FAC FKR FGE FBK

Item	Description	Seat Height	Seat Diameter	Seat Width	Overall Width	Seat Depth	Weight
5SS/BU/CY	Button, Cylinder	480mm	480mm	-	-	-	6.0kg
5SS/BU/CU	Button, Cube	480mm	-	480mm	480mm	-	6.0kg
5SS/BU/PO	Button, Pouffe	480mm	690mm	-	-	-	7.0kg
5SS/BU/PO1	Button, Pouffe Scalloped One Side	480mm	-	690mm	-	590mm	7.0kg
5SS/BU/PO2	Button, Pouffe Scalloped Both Sides	480mm	-	690mm	-	500mm	7.0kg



5SS/BU/PO2/FAC



5SS/BU/CU/VVMA



5SS/BU/PO/FRD

Soft Seating & Reception - Stroud Beam

Features

- Stroud Beam is a versatile modular beam seating solution
- Ergonomically shaped, upholstered seats & backs
- Plastic outer fitted to the reverse of the back
- Fire retardant & antimicrobial vinyl upholstery
- Black finish beam, legs & glides
- Maximum capacity 150kg per seat position

Options

- Nylon Armrests (fit either end of beam)
- Floor Fixing Legs
- Side Tables



5SS/STBE2/VVNR

Replace suffix on the product code with any of the following to select your colour i.e. Two Seat in Marina Vinyl - 5SS/STBE2/VVMA

Vinyl - Camira Vita



Item	Description	Seat Height	Back Height	Seat Width	Overall Width	Seat Depth	Overall Depth	Weight
5SS/STBE2	Stroud Beam, Two Seat	470mm	320mm	470mm	1000mm	430mm	600mm	19.6kg
5SS/STBE3	Stroud Beam, Three Seat	470mm	320mm	470mm	1500mm	430mm	600mm	24.6kg
5SS/STBE4	Stroud Beam, Four Seat	470mm	320mm	470mm	2000mm	430mm	600mm	29.6kg
5SS/STBE5	Stroud Beam, Five Seat	470mm	320mm	470mm	2500mm	430mm	600mm	34.6kg



5SS/STBE3/VVPK

Soft Seating & Reception - Stroud Beam Plus

Features

- Stroud Beam Plus is a versatile modular beam seating solution
- Ergonomically shaped, upholstered seats & black polymer backs
- Fire retardant & antimicrobial vinyl upholstery
- Black finish beam, legs & glides
- Maximum capacity 150kg per seat position

Options


- Nylon Armrests (fit either end of beam)
- Floor Fixing Legs
- Side Tables



5SS/STBEP2/VVNR

Replace suffix on the product code with any of the following to select your colour i.e. Two Seat in Marina Vinyl - 5SS/STBEP2/VVMA

Vinyl - Camira Vita



Item	Description	Seat Height	Back Height	Seat Width	Overall Width	Seat Depth	Overall Depth	Weight
5SS/STBEP2	Stroud Beam Plus, Two Seat	470mm	290mm	470mm	1000mm	430mm	600mm	17.6kg
5SS/STBEP3	Stroud Beam Plus, Three Seat	470mm	290mm	470mm	1500mm	430mm	600mm	22.6kg
5SS/STBEP4	Stroud Beam Plus, Four Seat	470mm	290mm	470mm	2000mm	430mm	600mm	27.6kg
5SS/STBEP5	Stroud Beam Plus, Five Seat	470mm	290mm	470mm	2500mm	430mm	600mm	32.6kg



5SS/STBEP3/VVSL

Functional Seating - Moreton

Features

- Suitable for functional seating areas, conference rooms & events
- Four-leg design
- Deep upholstered seat & back
- Upholstered / polyurethane arm rests
- Vinyl or fabric upholstery
 - Vinyl - Fire retardant & antimicrobial
 - Fabric - Fire retardant
- Black finish tubular base
- 5FS/MO & 5FS/MO/A stackable 4 high
- Maximum capacity 150kg




Replace suffix on the product code with any of the following to select your colour i.e.

Four Leg Chair in Waterfall Vinyl - 5FS/MO/**VVWL**

Vinyl - Camira Vita



Fabric - Camira Advantage



Item	Description	Seat Height	Back Height	Seat Width	Overall Width	Seat Depth	Overall Depth	Weight
5FS/MO	Moreton, Four Leg	480mm	380mm	480mm	520mm	460mm	580mm	7.0kg
5FS/MO/A	Moreton, Four Leg, Arm Rests	480mm	380mm	480mm	625mm	460mm	580mm	8.0kg
5FS/MOL	Moreton, Low Level, Four Leg	420mm	450mm	550mm	610mm	490mm	700mm	9.0kg
5FS/MOL/A	Moreton, Low Level, Four Leg, Arm Rests	420mm	450mm	550mm	720mm	490mm	700mm	11.0kg



5FS/MO/A/VPK



5FS/MOL/FGE



5FS/MOL/A/FAC

Functional Seating - Paignton

Features

- Suitable for functional seating areas, conference rooms & events
- Four-leg design
- Solid beech arms
- Vinyl or fabric upholstery
 - Vinyl - Fire retardant & antimicrobial
 - Fabric - Fire retardant
- Black finish tubular base
- Stackable 4 high
- Maximum capacity 150kg




Replace suffix on the product code with any of the following to select your colour i.e. Four Leg Chair in Marina vinyl- 5FS/PA/VVMA

Vinyl - Camira Vita



Fabric - Camira Advantage



Item	Description	Seat Height	Back Height	Seat Width	Overall Width	Seat Depth	Overall Depth	Weight
5FS/PA	Paignton, Four Leg	470mm	330mm	420mm	470mm	420mm	530mm	7.0kg
5FS/PA/A	Paignton, Four Leg, Arm Rests	470mm	330mm	420mm	570mm	420mm	530mm	9.0kg

Functional Seating - Abbas

Features

- BS EN 1729-1: Part 1 & 2: 2015 (functional dimensions & safety requirements)
- Suitable for functional seating areas
- Four-leg design
- Moulded polypropylene shell available in 10 colours
- Chrome silver finish tubular base
- Stackable 8 high
- Maximum capacity 120kg



5FS/AB/SMY



5FS/AB/SON

Replace suffix on the product code with any of the following to select your colour i.e. Four Leg Chair in Yellow - 5FS/AB/**SYW**

Plastic Shell - Polypropylene



Item	Description	Seat Height	Back Height	Seat Width	Overall Width	Seat Depth	Overall Depth	Weight
5FS/AB	Abbas, Four Leg, Plastic Shell	460mm	400mm	435mm	480mm	440mm	480mm	5.0kg

Functional Seating - Stroud

Features

- Suitable for functional seating areas, conference rooms & events
- Four-leg design
- Vinyl or fabric upholstery
 - Vinyl - Fire retardant & antimicrobial
 - Fabric - Fire retardant
- Black finish tubular frame
- Stackable 3 high
- Maximum capacity 95kg



5FS/ST/A/VVNR




5FS/ST/VVMA

Replace suffix on the product code with any of the following to select your colour i.e.
Four Leg Chair in Marina Vinyl - 5FS/ST/VVMA

Vinyl - Camira Vita



Fabric - Camira Advantage



Item	Description	Seat Height	Back Height	Seat Width	Overall Width	Seat Depth	Overall Depth	Weight
5FS/ST	Stroud, Four Leg	500mm	290mm	470mm	530mm	430mm	580mm	6.5kg
5FS/ST/A	Stroud, Four Leg, Arm Rests	500mm	290mm	470mm	630mm	430mm	580mm	6.9kg

Technical Seating - Saddle Stool, Vinyl

Features

- Ergonomic saddle seat
- Strengthens the spine & improves posture
- Single lever mechanism
 - Seat height (pneumatic)
- Fire retardant & antimicrobial vinyl upholstery
- Black polypropylene five-star base
- Non-braking castors
- Maximum capacity 150kg



5TS/SA/VVMA

Replace suffix on the product code with any of the following to select your colour i.e.
Saddle Stool in Noir Vinyl - 5TS/SA/VVNR

Vinyl - Camira Vita



Item	Description	Seat Height	Weight
5TS/SA	Saddle Stool, Vinyl	550 - 730mm	5.6kg

Technical Seating - Saddle Stool, Polyurethane

Features

- Ergonomic saddle seat
- Strengthens the spine & improves posture
- Single lever mechanism
 - Seat height (pneumatic)
- Soft touch black polyurethane seat
- Black polypropylene five-star base
- Non-braking castors
- Maximum capacity 150kg



Item	Description	Seat Height	Weight
5TS/SA/PU	Saddle Stool, Polyurethane	550 - 730mm	8.0kg

Technical Seating - Perch Stool, Polyurethane

Features

- Single lever mechanism
 - Seat height (pneumatic)
- Soft touch black polyurethane seat
- Black polypropylene five-star base
- Non-braking castors
- Maximum capacity 150kg



Item	Description	Seat Height	Weight
5TS/PE/PU	Perch Stool, Polyurethane	470 - 650mm	8.0kg

Technical Seating - Tech Chairs

Features

- Range of tech chairs available in two heights...
 - Medium
 - High
- Two lever mechanism
 - Seat height (pneumatic)
 - Back angle, locked or in dynamic free float
- Handwheel back height adjustment
- Fire retardant & antimicrobial vinyl upholstery
- Black polypropylene five-star base
- Models...
 - Medium - Non-braking castors
 - High - Foot ring & glides
- Maximum capacity 150kg

Options

- 5BLC - Brake loaded Castors



5TS/TEC/M/VVMA



5TS/TEC/H/VVNR

Replace suffix on the product code with any of the following to select your colour i.e.
Medium Tech Chair in Waterfall Vinyl - 5TC/TECM/**VVWL**

Vinyl - Camira Vita



VVMA VVWL VVTO VVSL VVOL VVNR VVAO VVEO VVPK VVRT

Item	Description	Seat Height	Back Height	Seat Width	Overall Width	Seat Depth	Weight
5TS/TEC/M	Tech Chair, Medium	450 - 550mm	330mm	480mm	620mm	430mm	10.0kg
5TS/TEC/H	Tech Chair, High	580 - 840mm	330mm	480mm	620mm	430mm	12.0kg

Technical Seating - Tech Stools

Features

- Range of tech stools available in two heights...
 - Medium
 - High
- Ring lever mechanism height adjustment (pneumatic)
- Fire retardant & antimicrobial vinyl upholstery
- Black polypropylene five-star base
- Models...
 - Medium - Non-braking castors
 - High - Foot ring & glides
- Maximum capacity 150kg

Options

- 5BLC - Brake loaded Castors



5TS/TES/M/VVMA



5TS/TES/H/VVNR

Replace suffix on the product code with any of the following to select your colour i.e.
Medium Stool in Noir Vinyl - 5TC/TES/M/VVNR

Vinyl - Camira Vita



Item	Description	Seat Height	Seat Width	Overall Width	Weight
5TS/TES/M	Tech Stool, Medium	450 - 550mm	400mm	620mm	8.0kg
5TS/TES/H	Tech Stool, High	510 - 760mm	400mm	620mm	8.0kg

Technical Seating - Tech Chairs, Polyurethane

Features

- Range of industrial chairs available as...
 - Medium
 - High
- Two lever mechanism
 - Seat height (pneumatic)
 - Back angle, locked or in dynamic free float
- Handwheel back height adjustment
- Fixed ring or height adjustable arms
- Soft touch black polyurethane seat
- Black polypropylene five-star base
- Medium chairs fitted with non-braking castors
- High chairs fitted with foot ring & glides
- Maximum capacity 150kg



5TS/TEC/M/PU



5TS/TEC/M/A/PU

Item	Description	Seat Height	Back Height	Seat Width	Overall Width	Overall Depth	Weight
5TS/TEC/M/PU	Tech Chair, Medium, Polyurethane	390 - 540mm	360mm	450mm	450mm	410mm	10.0kg
5TS/TEC/M/A/PU	Tech Chair, Medium, Ring Arms, Polyurethane	390 - 540mm	360mm	450mm	560mm	410mm	12.0kg
5TS/TEC/M/AA/PU	Tech Chair, Medium, Adjustable Arms, Polyurethane	390 - 540mm	360mm	450mm	625mm	410mm	13.0kg
5TS/TEC/H/PU	Tech Chair, High, Polyurethane	545 - 795mm	360mm	450mm	450mm	410mm	12.0kg
5TS/TEC/H/A/PU	Tech Chair, High, Ring Arms, Polyurethane	545 - 795mm	360mm	450mm	560mm	410mm	14.0kg
5TS/TEC/H/AA/PU	Tech Chair, High, Adjustable Arms, Polyurethane	545 - 795mm	360mm	450mm	625mm	410mm	15.0kg

Technical Seating - Tech Stools, Polyurethane

Features

- Range of industrial stools available as...
 - Medium
 - High
- Ring lever mechanism height adjustment (pneumatic)
- Soft touch black polyurethane seat
- Black polypropylene five-star base
- Medium stools fitted with non-braking castors
- High stool fitted with foot ring & glides
- Maximum capacity 150kg



5TS/TES/M/PU



5TS/TES/H/PU

Item	Description	Seat Height	Seat Diameter	Weight
5TS/TES/M/PU	Tech Stool, Medium, Polyurethane	440 - 630mm	350mm	8.0kg
5TS/TES/H/PU	Tech Stool, High, Polyurethane	520 - 770mm	350mm	8.0kg

Technical Seating - Tech Chairs, Medical

Features

- Range of Medical chairs available in two heights...
 - Medium
 - High
- Two lever mechanism
 - Seat height (pneumatic)
 - Back angle, locked or in dynamic free float
- Handwheel back height adjustment
- Fire retardant & antimicrobial black medical grade vinyl upholstery
- Aluminium five-star base
- Models...
 - Medium - Non-braking castors
 - High - Foot ring & glides
- Maximum capacity 150kg

Options

- 5BLC - Brake loaded Castors



Item	Description	Seat Height	Back Height	Seat Width	Overall Width	Seat Depth	Weight
5TS/TECM/M	Tech Chair, Medical, Medium	450 - 550mm	330mm	480mm	640mm	430mm	11.0kg
5TS/TECM/H	Tech Chair, Medical, High	580 - 840mm	330mm	480mm	640mm	430mm	13.0kg

Technical Seating - Tech Stools, Medical

Features

- Range of Medical stools available in two heights...
 - Medium
 - High
- Ring lever mechanism height adjustment (pneumatic)
- Fire retardant & antimicrobial black medical grade vinyl upholstery
- Aluminium five-star base
- Models...
 - Medium - Non-braking castors
 - High - Foot ring & glides
- Maximum capacity 150kg

Options

- 5BLC - Brake loaded Castors



Item	Description	Seat Height	Seat Width	Overall Width	Weight
5TS/TESM/M	Tech Stool, Medical, Medium	440 - 550mm	400mm	640mm	9.0kg
5TS/TESM/H	Tech Stool, Medical, High	510 - 760mm	400mm	640mm	9.0kg

Technical Seating - Tech Chairs, Cleanroom

Features

- Range of ESD (anti-static) tech chairs available in two heights...
 - Medium
 - High
- Two lever mechanism
 - Seat height (pneumatic)
 - Back angle, locked or in dynamic free float
- Handwheel back height adjustment
- Black ESD (anti-static) vinyl
- Aluminium five-star base
- Models...
 - Medium - Non-braking ESD (anti-static) castors
 - High - Foot ring & ESD (anti-static) glides
- HEPA filter
- Maximum capacity 120kg

Options

- 5BLCESD - Brake loaded Castors ESD



HEPA Filter



ESD
Static Safe



5TS/TECC/M



5TS/TECC/H

Item	Description	Seat Height	Back Height	Seat Width	Overall Width	Seat Depth	Weight
5TS/TECC/M	Tech Chair, Cleanroom, Medium	440 - 580mm	460mm	485mm	670mm	460mm	13.0kg
5TS/TECC/H	Tech Chair, Cleanroom, High	570 - 820mm	460mm	485mm	710mm	460mm	14.0kg

Technical Seating - Tech Stools, Cleanroom

Features

- Range of ESD (anti-static) tech stools available in two heights...
 - Medium
 - High
- Ring lever mechanism height adjustment (pneumatic)
- Black ESD (anti-static) vinyl
- Aluminium five-star base
- Models...
 - Medium - Non-braking ESD (anti-static) castors
 - High - Foot ring & ESD (anti-static) glides
- Maximum capacity 120kg

Options

- 5BLCESD - Brake loaded Castors ESD



ESD
Static Safe




5TS/TECS/M



5TS/TECS/H

Item	Description	Seat Height	Overall Width/Depth	Weight
5TS/TECS/M	Tech Stool, Cleanroom, Medium	425 - 550mm	670mm	10.0kg
5TS/TECS/H	Tech Stool, Cleanroom, High	540 - 790mm	670mm	11.0kg



Sepsis Trolleys

Sepsis Trolleys	376
Accessories	377
Caretray Trolley - Sepsis	380

Sepsis Trolleys

Features

- Trolleys designed for use in the treatment of Sepsis
- Supports delivery of 'The Sepsis Six' with clearly defined locations for equipment used in each of the stages
- Two locking options...
 - High Security Bolt Lock - Supplied with two keys
 - Electronic Push Button - Programmable four-digit code
- Two adjustable door shelves & an A4 document holder
- Six labelled drawers (Oxygen / Blood Cultures / Intravenous Antibiotics / Intravenous Fluid / Haemoglobin & Lactates / Urine Measurement)
- Optional 'Sharps Box Holder' or 'Universal Sharps Box Bracket Mounting Plate' (fits to the l / h side of the trolley)
- Upper work surface
- Push handles incorporate integral buffers to offer protection to both the trolley & fabric of the building
- 125mm polymer castors
- When not in use, trolleys storing medicines should be secured to the wall. See option MT/1/6F Security Clamp

Dimensions (w x d x h)

- Overall Dimensions - 511 x 542 x 1072mm
- Drawers - 335 x 295 x 113mm (internal)

Standard Colours

- Paint - Grey White
- Work Surface - Grey White



Electronic Push
Button Lock



High Security
Bolt Lock



SEPS/6/HSB

High Security Bolt Lock	Electronic Push Button Lock	Description	Weight
SEPS/6/HSB	SEPS/6/EPB	Sepsis Trolley - Six Drawer	53.4kg

Sharps Box Holder

Features

- Accepts up to seven litre capacity sharps boxes
- Sharps box secured using a rubber band fitted with a toggle
- Attaches to the left-hand side of the unit (customer to fit - fixings supplied)



Sharps box not supplied

Item	Description	Weight
SEP/SBH	Sharps Box Holder	0.4kg

Sharps Box Bracket Mounting Plate - Universal

Features

- Compatible with the following...
 - Daniels Healthcare
 - POUDS® Wall-Bracket (up to 5L) - SHARPSGUARD® mini, 1, 2.5, 3.75, 5 & com plus
 - POUDS® Wall-Bracket (7L & above) - SHARPSGUARD® 7, 11.5 & 22
 - Frontier (Sharpsafe) - 2, 3, 4 & 7
 - Sharpak Healthcare - Sharpak 18, 35, 60, 120 & 220 PLUS
- Customer to supply the plastic brackets & fit (fixings supplied)



Trolleys are compatible with most of the popular UK sharps box support brackets.

**Sharps box & bracket not supplied



Frontier (Sharpsafe)**



Sharpak Healthcare**



Daniels Healthcare
Up to 5L**



Daniels Healthcare
7L & Above**

Item	Description	Weight
SEP/USBMP	Sharps Box Bracket Mounting Plate - Universal	0.2kg

Security Clamp

Features

- Allows the trolley to be secured to the 'fabric' of the building
- Requires no additional keys, utilises the trolleys own locking system
- One end is secured to the wall, the 'hook shaped' end is trapped by the door of the trolley when closed and locked
- Recommended wall fitting height 1000mm



Important Note - Security Clamps

It is a requirement that when the trolley is not in use it should be secured to the 'fabric of the building'. Not only does this prevent casual theft, i.e. trolleys being pushed to an isolated area & broken into, but also encourages good nursing practice, giving the trolley a "permanent home".

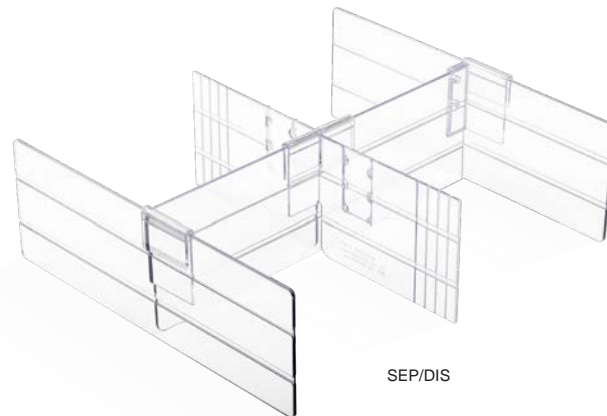
"Safe & Secure Handling of Medicines - Royal Pharmaceutical Society, GB-March 2005"

Item	Description	Cable Length	Weight
MT/1/6F	Security Clamp	950mm	0.8kg

Drawer Inserts

Features

- Plastic drawer inserts, height 100mm
- Assists segregation of drawer contents
- Insert supplied with removable & repositionable dividers providing 4 separate areas
- Supplied for self-assembly
- Clip on label holders & plastic labels available to assist identification



Item	Description	Weight
SEP/DIS	Drawer Insert Set - Single Door Trolleys	0.5kg

Label Holders & Labels

Features

- Plastic label holders & labels
- Assists identification of drawer contents
- Label holders snap onto drawer inserts/dividers
- Accepts ISO labels 40 x 60mm (w x h)
- Sold in packs of ten




Item	Description
SEP/LH	Label Holder
SEP/L	Label

Label - Sepsis Tiger

Features

- Sammy the sepsis tiger label developed for use on Paediatric trolleys
- Compatible with both single & double door trolleys



SEPS/6/HSB/SEP/TIG01
Trolley complete with label

Item	Description
SEP/TIG01	Label - Sammy Sepsis Tiger

Caretray Trolley - Sepsis

Features

- Trolleys designed for use in the treatment of Sepsis
- Supports delivery of 'The Sepsis Six' with clearly defined locations for equipment used in each of the stages
- Quick & easy disassembly, assists thorough & deep cleaning
- Fully welded mild steel frame
- Recyclable polypropylene one-piece top & side panels, smooth surfaces & radiused edges assists cleaning (compatible with steam cleaning)
 - Top Panel - Raised edges on three sides provide defined grab points to act as push handles, whilst an integral rim at the front contains spillages (max load 30kg)
 - Side Panels - Incorporate runners with positive stops preventing trays from being accidentally withdrawn (symmetrical design allows tray insertion from either side)
- Carerails fitted to either side support a wide range of accessories
- Solid grade laminate door & back panel providing security for the contents of the trays
- Two locking options...
 - High Security Bolt Lock - Supplied with two keys
 - Electronic Push Button Lock - Programmable four-digit code
- Trolley pre-configured with the following accessories...
 - Waste Bin & Bracket, 8 Litre
 - Sharps Box Holder
 - Labels, Sepsis Six
- Translucent, impact-resistant trays & dividers, smooth surfaces & radiused edges assists cleaning (compatible with steam cleaning / high temperature machine washing)
- Trays feature an integral handle with a plastic clip-on label cover
- Each tray supplied with 2 x long & 2 x short dividers
- Max load per tray 5kg
- Polyurethane ring buffers offer protection to both the trolley & fabric of the building
- 100mm polymer castors, 2 off braking
- When not in use, trolleys storing medicines should be secured to the wall using a Security Clamp (see locking & security accessories)

Dimensions

- Overall Dimensions - 550 x 550 x 993mm
- Plastic Top - 455 x 455 (internal) at height 968mm
- Trays
 - Shallow Tray - 355 x 405 x 100mm (internal)
 - Deep Tray - 355 x 405 x 150mm (internal)

Standard Colours

- Paint - Orange

Options / Accessories

- Locking & Security - page 54
- Overbridge & Tilt Bins - page 60
- Defibrillator Platform - page 61
- Carerail Mounted - page 62
- Laptop Holders - page 68
- Trays, Shelves, Dividers & Labels - page 71



CTSEPSM1/10/6S/HSB

Description	Item	Weight
6 x 100mm Trays, High Security Bolt Lock	CTSEPSM1/10/6S/HSB	36.8kg
6 x 100mm Trays, Electronic Push Button Lock	CTSEPSM1/10/6S/EPB	36.8kg

Other products that you may be interested in...

See Pages 286 - 299

Resuscitation Trolleys & Carts



WT210



8LECCRP4
(defibrillator not included)



Shelving & Racking Solutions


Polymer Racking - MetroMax I®	384
Polymer Racking - MetroMax Q®	386
Zinc Chrome Racking - Olympic®	388
High Density Storage - Top-Track®	390
High Density Storage - qwikTRAK®	391

Polymer Racking - MetroMax I®



Features

- Corrosion proof polymer shelving & racking system
- Polymer posts
- Polymer shelves with stainless steel corners & a patented no tools assembly, adjustable in 25mm increments
- Removable easy to clean polymer shelf mats (will fit most dishwashers) available as...
 - Grid Shelves - Open grid design allowing for the free circulation of air, improved visibility & light penetration
 - Solid Shelves - Solid design offering a tear free surface, ideal for the storage of sterilised DIN/ISO trays within theatres
- Microban® product protection inhibits growth of bacteria & aids infection control
- Available as stationary or mobile units...
 - Stationary - Fitted with adjustable feet to allow levelling on uneven floors
 - Mobile - Fitted with 125mm swivel / braking castors
- Rack / unit capacity...
 - Stationary - 907kg
 - Mobile - 339kg
- Optional label holders, shelf dividers & ledges
- Lifetime anti-corrosion warranty
- Supplied for self-assembly



Solid Shelves

Stationary Units

	4 Shelves - 1,590mm High		5 Shelves - 1,895mm High	
Shelf Size (w x d)	Grid Shelves	Solid Shelves	Grid Shelves	Solid Shelves
914 x 610mm	8MX536SG	8MX536SS	85MX536SG	85MX536SS
1066 x 610mm	8MX546SG	8MX546SS	85MX546SG	85MX546SS
1219 x 610mm	8MX556SG	8MX556SS	85MX556SG	85MX556SS
1524 x 610mm	8MX566SG	8MX566SS	85MX566SG	85MX566SS

Mobile Units

	4 Shelves - 1,590mm High		5 Shelves - 1,895mm High	
Shelf Size (w x d)	Grid Shelves	Solid Shelves	Grid Shelves	Solid Shelves
914 x 610mm	8MX536MG	8MX536MS	85MX536MG	85MX536MS
1066 x 610mm	8MX546MG	8MX546MS	85MX546MG	85MX546MS
1219 x 610mm	8MX556MG	8MX556MS	85MX556MG	85MX556MS
1219 x 610mm	8MX566MG	8MX566MS	85MX566MG	85MX566MS



8MX556SG



85MX556SG

Room Design & Installation Service Available
Contact us for more information

Label Holders

Features

- Allows for clear identification of items
- Snaps onto shelf edge
- Accepts most commercial labels

Dimensions (w x h)

- 102 x 27mm



Item	Description	Weight
89989PX	Label Holder	0.01kg


Shelf Divider

Features

- Corrosion proof polymer shelf divider (height 200mm)
- Use to create organised compartments or simply separate shelf contents
- Easily repositioned on grid & solid shelves
- Easy to clean

Dimensions (w x h)

- 610 x 200mm




Item	Description	Weight
8MXD24-8	Shelf Divider	0.7kg

Stackable Shelf Ledges

Features

- Corrosion proof stackable shelf ledge (height 51mm)
- Prevents larger items from protruding or falling
- Compatible with grid & solid shelves
- Easy to clean




Item	Description	Weight
Side Ledge		
8MXLS24-2S	Side Ledge - 610mm	0.2kg
Rear Ledge		
8MXL36-2S	Rear Ledge - 914mm	0.4kg
8MXL42-2S	Rear Ledge - 1066mm	0.6kg
8MXL48-2S	Rear Ledge - 1219mm	0.6kg
8MXL60-2S	Rear Ledge - 1524mm	0.8kg

Polymer Racking - MetroMax Q®



Features

- Epoxy / polymer shelving & racking system
- Epoxy coated shelves & posts with a patented no tools lever shelf release mechanism, adjustable in 25mm increments
- Removable easy to clean polymer open grid shelf mats (will fit most dishwashers)
- Open grid design allowing for the free circulation of air, improved visibility & light penetration
- Microban® product protection inhibits growth of bacteria & aids infection control
- Available as stationary or mobile units...
 - Stationary - Fitted with adjustable feet to allow levelling on uneven floors
 - Mobile - Fitted with 125mm swivel / braking castors
- Rack / unit capacity...
 - Stationary - 907kg
 - Mobile - 339kg
- Optional label holders, shelf dividers & ledges
- Anti-corrosion warranty
 - Frame & Posts - 15 years
 - Shelf Mats - Lifetime
- Supplied for self-assembly



Open Grid Shelves

Stationary Units

Shelf Size (w x d)	4 Shelves - 1,590mm High	5 Shelves - 1,895mm High
914 x 610mm	8Q536G2	85Q537G2
1066 x 610mm	8Q546G2	85Q547G2
1219 x 610mm	8Q556G2	85Q557G2
1524 x 610mm	8Q566G2	85Q567G2

Mobile Units

Shelf Size (w x d)	4 Shelves - 1,730mm High	5 Shelves - 2,035mm High
914 x 610mm	8Q536G2M	85Q537G2M
1066 x 610mm	8Q546G2M	85Q547G2M
1219 x 610mm	8Q556G2M	85Q557G2M
1524 x 610mm	8Q566G2M	85Q567G2M



85Q566G2

8Q566G2M

Room Design & Installation Service Available
Contact us for more information

Label Holders

Features

- Allows for clear identification of items
- Snaps onto shelf edge
- Accepts most commercial labels

Dimensions (w x h)

- 102 x 27mm



Item	Description	Weight
8Q04LH	Label Holder	0.01kg


Shelf Divider

Features

- Corrosion proof polymer shelf divider (height 200mm)
- Use to create organised compartments or simply separate shelf contents
- Easily repositioned on grid & solid shelves
- Easy to clean

Dimensions (w x h)

- 610 x 200mm



Item	Description	Weight
8MQD24-8	Shelf Divider	0.7kg

Stackable Shelf Ledges

Features

- Corrosion proof stackable shelf ledge (height 51mm)
- Prevents larger items from protruding or falling
- Compatible with grid & solid shelves
- Easy to clean




Item	Description	Weight
Side Ledge		
8MQLS24-2S	Side Ledge - 610mm	0.2kg
Rear Ledge		
8MQL24-2S	Rear Ledge - 610mm	0.2kg
8MQL36-2S	Rear Ledge - 914mm	0.4kg
8MQL42-2S	Rear Ledge - 1066mm	0.6kg
8MQL48-2S	Rear Ledge - 1219mm	0.6kg
8MQL60-2S	Rear Ledge - 1524mm	0.8kg

Zinc Chrome Racking - Olympic®

OLYMPIC

Features

- Zinc chrome shelving & racking system
- Chromate posts & shelves with a patented no tools tapered split sleeve system that snaps together on each post, adjustable in 25mm increments
- Available as stationary or mobile units...
 - Stationary - Fitted with adjustable feet to allow levelling on uneven floors
 - Mobile - Fitted with 125mm swivel / braking castors
- Rack / unit capacity...
 - Stationary - 907kg
 - Mobile - 339kg
- Optional label holders, shelf dividers & ledges
- 1-year anti-corrosion warranty
- Supplied for self-assembly



Zinc Chrome Shelves

Stationary Units

Shelf Size (w x d)	4 Shelves - 1,590mm High	5 Shelves - 1,895mm High
914 x 610mm	8O536C	85O537C
1066 x 610mm	8O546C	85O547C
1219 x 610mm	8O556C	85O557C
1524 x 610mm	8O966C	85O967C

Mobile Units

Shelf Size (w x d)	4 Shelves - 1,730mm High	5 Shelves - 2,035mm High
914 x 610mm	8O536CM	85O537CM
1066 x 610mm	8O546CM	85O547CM
1219 x 610mm	8O556CM	85O557CM
1524 x 610mm	8O966CM	85O967CM



Room Design & Installation Service Available
Contact us for more information

Label Holders

Features

- Allows for clear identification of items
- Snaps onto shelf edge
- Accepts most commercial labels

Dimensions (w x h)

- 75 x 32mm



Item	Description	Weight
89990P	Label Holder	0.01kg

Shelf Divider

Features

- Keeps shelf contents orderly (height 203mm)
- Pressure fit to hold in place

Dimensions (w x h)

- 610 x 203mm




Item	Description	Weight
8DD24C	Shelf Divider	0.7kg

Stackable Shelf Ledges

Features

- Prevents items from protruding or falling (height 100mm)
- Pressure fit to hold in place
- Ledges can be stacked



Item	Description	Weight
8L24N-4C	Shelf Ledge - 610mm	0.9kg
8L36N-4C	Shelf Ledge - 914mm	1.2kg
8L42N-4C	Shelf Ledge - 1066mm	1.5kg
8L48N-4C	Shelf Ledge - 1219mm	1.7kg
8L60N-4C	Shelf Ledge - 1524mm	1.8kg

High Density Storage - Top-Track®



Features

- Increases the storage capacity of a given area by up to 50%
- Maximises all available space
- Can eliminate the need to expand a given area through the use of optimised storage
- Creates moveable aisles
- Eliminates hard to reach or 'dead' spaces
- The guide track is positioned above the shelving system
- Aluminium overhead track system acts as a guide for mobile units
- Floors are easy to clean
- Carts & trolleys can easily be easily manoeuvred into & out of the active aisle
- Mobile units are designed to accommodate medium-duty applications
- The maximum weight capacity of a Top-Track® mobile unit is 410kg



Overhead Guide Track

Room Design & Installation Service Available
Contact us for more information

High Density Storage - qwikTRAK®



Features

- Increases the storage capacity of a given area by up to 50%
- Maximises all available space
- Can eliminate the need to expand a given area through the use of optimised storage
- Creates moveable aisles
- Eliminates hard to reach or 'dead' spaces
- The guide track is positioned below the shelving system, & protects the floor from wear & tear (does not need to be mounted to the floor)
- Compensates for uneven floor surfaces
- Track acts as a guide for mobile units
- Mobile units are designed to accommodate heavy-duty applications
- Allows for double deep configurations, where two systems are joined together for even greater storage capacity
- The maximum weight capacity of a qwikTRAK® mobile unit is 970kg



Floor Mounted Guide Track



Sterile Services Equipment

Preparation Tables - Variable Height	394
Preparation Tables - Fixed Height	395
Sterile Supplies Trolleys - UN3291 Certified	396
Sterile Supplies Trolleys - UN3291 Certified, Trolley Washer Compatible	398

Preparation Tables - Stainless Steel, Variable Height

Features

- 304 grade stainless steel frame & work surface
- Available as static or mobile
 - Static - Adjustable feet for levelling on uneven floors
 - Mobile - 80mm pressed steel castors, 2 off braking
- Height adjustable using a manual turn handle (folds away when not in use)
 - Static - 715 - 1015mm
 - Mobile - 812 - 1112mm
- Max capacity 70.0kg

Dimensions (w x d x h)

- Static - 1500 x 750 x 715 - 1015mm
- Mobile - 1500 x 750 x 812 - 1112mm



PT050

Item	Description	Weight
PT050	Stainless Steel, Variable Height, Static	49.0kg
PT110	Stainless Steel, Variable Height, Mobile	53.0kg

Preparation Tables - Stainless Steel, Fixed Height

Features

- 304 grade stainless steel frame & work surface
- Available as static or mobile
 - Static - Adjustable feet for levelling on uneven floors
 - Mobile - 80mm pressed steel castors, 2 off braking
- Worksurface height 950mm
- Max capacity 70.0kg

Dimensions (w x d x h)

- Overall Dimensions - 1500 x 750 x 950mm



PTS/115/M

Item	Description	Weight
PTS/115	Stainless Steel, Fixed Height, Static	56.3kg
PTS/115/M	Stainless Steel, Fixed Height, Mobile	58.8kg

Sterile Supplies Trolleys - UN3291 Certified

Features

- Independently tested to UN3291 - Certificate of Packaging Performance for the Transportation of Clinical Waste
- Suitable for the transportation of DIN & ISO instrument trays
- Mild steel frame with aluminium cladding, shelves & door/s
- Door/s...
 - Fitted with a flush fitting handle fitted with a CAM lock offering two-point locking (supplied with 2 keys)
 - When opened, doors fold back flat at either end of the trolley*
- Three adjustable shelves (max 40kg per shelf)
- Shelf size...
 - Small - 534 x 614mm (w x d)
 - Large - 1128 x 614mm (w x d)
- Removable stainless steel drip tray
- Inset push handles at either end of trolley
- Low level bumper rail offers protection to both the trolley & fabric of the building
- Optional tow bar fitting...
 - Tow bar fitted to the front (swivel castor)
 - Anti-luce fastener fitted to rear (fixed castor)
 - Tow bar position approx. 360 - 380mm above floor
 - Recommended max speed 7kph for towed trolleys
- 200mm heavy duty cushioned castors, 2 x fixed, 2 x swivel braking
- Maximum capacity...
 - Small - 84.0kg per trolley
 - Large - 109.0kg per trolley

*Doors will not fold back flat when a tow bar is fitted

Dimensions (w x d x h)

- Small - 805 x 774 x 1257mm
- Large - 1399 x 774 x 1257mm

Standard Colours

- Paint - Grey White



ST/340/UN

Item	Description	Weight
Small		
ST/340/UN	UN3291 Certified, Small	74.5kg
Large		
ST/690/UN	UN3291 Certified, Large	110.0kg
ST/690/UN/T	UN3291 Certified, Towing, Large	114.0kg

AGV Compatible Trolleys & Carts

We can provide solutions that are compatible with Sterile Supplies, Laundry, Medical Records & Pharmacy Distribution



Tow Bar



Drip Tray



ST/690/UN

Sterile Supplies Trolleys - UN3291 Certified, Stainless Steel, Trolley Washer Compatible

Features

- Independently tested to UN3291 - Certificate of Packaging Performance for the Transportation of Clinical Waste
- Compatible with trolley washers
- Suitable for the transportation of DIN & ISO instrument trays
- 304 grade stainless steel frame, cladding, shelves & doors
- Natural unpolished finish
- Doors...
 - Fitted with a flush fitting handle fitted with a CAM lock offering two-point locking (supplied with 2 keys)
 - When opened, doors fold back flat at either end of the trolley*
- Spring loaded plungers hold the doors open, essential when the trolley is being processed in a trolley washer disinfectant
- One fixed, two adjustable shelves (max 50kg per shelf)
 - Shelf Size - 1227 x 632mm (w x d)
- Stainless steel drip tray...
 - Removable for cleaning
 - Can be located at the rear of the trolley during cleaning, held in position using spring loaded plungers
- Inset push handles at either end of trolley
- High level corner bumpers offer protection to both the trolley & fabric of the building
- Optional tow bar fitting...
 - Tow bar fitted to the front (swivel castor)
 - Antiluce fastener fitted to rear (fixed castor)
 - Tow bar position approx. 360 - 380mm above floor
 - Recommended max speed 7kph for towed trolleys
- 200mm heavy duty sealed bearing stainless steel castors, 2 x fixed, 2 x swivel braking
- Maximum capacity 136.0kg per trolley

*Doors will not fold back flat when a tow bar is fitted

Dimensions (w x d x h)

- Overall Dimensions - 1407 x 762 x 1288mm



STSS/690/UN

Item	Description	Weight
STSS/690/UN	UN3291 Certified, Stainless Steel, Trolley Washer Compatible	131.0kg
STSS/690/UN/T	UN3291 Certified, Stainless Steel, Trolley Washer Compatible, Towing	137.0kg

AGV Compatible Trolleys & Carts

We can provide solutions that are compatible with Sterile Supplies, Laundry, Medical Records & Pharmacy Distribution



Drip Tray Locates at Rear of
Trolley During Cleaning



High Level Corner Bumpers



STSS/690/UN



Storage Cupboards, Cabinets & Lockers

Storage Cupboards	402
Storage Cabinets	404
Key Cabinets	406
Personal Effects Lockers	408

Storage Cupboards

Features

- Single door 1870mm high cupboards
- Available with either...
 - Plastic Trays
 - Shelves
 - Shelves & Dividers
- Single-point locking using a flush fitting CAM lock fitted with a handle (supplied with two keys)
- 0.9mm mild steel welded construction
- Modular design allows for easy interchange with HTM 63 storage systems

Dimensions (w x d x h)

- Overall Dimensions - 500 x 536 x 1870mm
- Trays
 - Shallow Tray - 355 x 405 x 100mm (internal)
 - Deep Tray - 355 x 405 x 150mm (internal)

Standard Colours

- Paint - White

Options

- MC/JK/1870 - Joining Kit (required when connecting 1870mm cupboards)
- SC/DIV - Set of 16 Dividers



Plastic Trays



Shelves



Shelves & Dividers

Plastic Trays

- Interchangeable with our Caretray range
 - 1870mm Cupboards - 7 x 100mm, 5 x 150mm trays
- Translucent, impact-resistant trays & dividers, smooth surfaces & radiused edges assists cleaning (compatible with steam cleaning / high temperature machine washing)
- Trays feature an integral handle with a plastic clip-on label cover (coloured label strips supplied - white, blue, green, yellow & red)
- Each tray supplied with 2 x long & 2 x short dividers
- Max load per tray 5kg

Shelves

- Adjustable at 50mm increments
 - 1870mm Cupboards - 8 x shelves

Shelves & Dividers

- Adjustable at 50mm increments
- 100mm high removable dividers are adjustable at 25mm increments
 - 1870mm Cupboards - 8 x shelves & 16 x dividers



SC/L/1870/7S5D

Overall Dimensions (w x d x h)	Description	Right Hand Opening	Left Hand Opening	Weight
500 x 536 x 1870mm	Plastic Trays	SC/R/1870/7S5D	SC/L/1870/7S5D	83.6kg
500 x 536 x 1870mm	Shelves	SC/R/1870/FS	SC/L/1870/FS	64.0kg
500 x 536 x 1870mm	Shelves & Dividers	SC/R/1870/FSD	SC/L/1870/FSD	74.0kg



SC/L/1870/FSD



SC/L/1870/FS

Joining Kits

Features

- Allows two cupboards to be joined together

Item	Description
SC/JK/1870	Joining Kit - 1870mm High Unit

Dividers

Features

- Spare / replacement dividers for cupboards supplied with shelves & dividers
- 100mm high dividers locate into slots on the shelves, adjustable at 25mm increments



shelf not included

Item	Description
SC/DIV	Dividers - Set of 16

Storage Cabinets

Features

- Flush fitting handle fitted with a CAM lock offering single-point locking (supplied with two keys)
- Adjustable & removable shelves
- 0.9mm mild steel welded construction
- Mounting holes in back (fixings not included)
- Modular design allows for easy interchange with HTM 63 storage systems

Standard Colours

- Paint - White



SC020



SC040



SC045

Single Door Cabinets

Overall Dimensions (w x d x h)	Item	Shelves	Weight
600 x 300 x 600mm	SC020	2	19.5kg
600 x 300 x 900mm	SC025	3	26.0kg

Double Door Cabinets

Overall Dimensions (w x d x h)	Item	Shelves	Weight
1000 x 300 x 600mm	SC040	4	32.5kg
1000 x 300 x 900mm	SC045	6	45.0kg

Storage Cabinets - First Aid / Clinical Reagents

Features

- Flush fitting handle fitted with a CAM lock offering single-point locking (supplied with two keys)
- Two removable shelves
- 0.9mm mild steel welded construction
- Mounting holes in back (fixings not included)
- Supplied with 'First Aid' & 'Clinical Reagents' self-adhesive labels

Standard Colours

- Paint - White



Item	Description	Overall Dimensions (w x d x h)	Weight
GC005	First Aid / Clinical Reagents Cabinet - Small	300 x 200 x 400mm	5.0kg
GC010	First Aid / Clinical Reagents Cabinet - Medium	400 x 200 x 400mm	6.0kg
GC015	First Aid / Clinical Reagents Cabinet - Large	400 x 200 x 600mm	8.0kg

Key Cabinet - Traka21

Features

- Stand-alone 'Plug & Play' solution with RFID technology
- Capacity for up to 21 keys
- Touchscreen interface
- PIN access to designated keys or keysets which are individually locked in place
- Keys are securely attached using special security seals
- Simple to configure through setup wizard
- Screen based audit trail & reporting capability or export via USB port
- No requirement for network connection or PC
- Concealed robust fixing points allow secure wall fixing
- Mains operated (optional battery back-up)
- Manual override & door release functions in case of emergency
- Audible alarms

Dimensions (w x d x h)

- Overall Dimensions - 246 x 95 x 427mm

Standard Colours

- Aluminium / ABS - White

Options / Accessories

- SKR/25 - Security Key Rings (x 25)
- SKR/100 - Security Key Rings (x 100)
- SKB/BAT - Battery Back-Up



Traka21 iFob

Once attached to an iFob with a robust security seal, individual keys or keysets are assigned a specific receptor within the Traka cabinet & locked in place until released by an authorised user.



Operation




1. Access

User enters unique PIN code to gain access to the cabinet



2. Key Removal

Keys & keysets are individually locked within the cabinet. Green LED's indicate keys which the user can access. Red LED's indicate keys that the user cannot access. These will remain locked in place



3. Key Replacement

Amber LED's indicate the return position for the key

Item	Description	Weight
SKC21/TRAKA	Key Cabinet - TRAKA21	4.0kg

Key Cabinets

Features

- Cabinets for the control & tracking of keys
- Available fitted with either...
 - CAM Lock - Supplied with two keys
 - Electronic Push Button Lock - Programmable four-digit code
- Adjustable hook bars accommodate different key lengths
- Removable control index for out of hours peace of mind
- Colour coded hook bars & tags ensure quick identification (both numbered)
- Provided with security seals & loops to secure keys that require evidence of tampering or removal
- Mounting holes in back (fixings not included)

Standard Colours

- Paint - Grey

Electric Push Button Lock

- Uses a 10-button keypad & # button
- Easy programming & code change
- Four user levels offer differing levels of authority...
 - Master / Technician - 8 digits
 - Staff / User - 4 digits
- Low battery warning, with failure override using 9v battery & master code



Key Capacity	CAM Lock	Electronic Push Button Lock	Overall Dimensions (w x d x h)	Weight
20 Keys	SKC20	SKC20/CL	185 x 80 x 260mm	2.0kg
30 Keys	SKC30	SKC30/CL	215 x 80 x 305mm	3.0kg
48 Keys	SKC48	SKC48/CL	300 x 80 x 355mm	4.0kg
64 Keys	SKC64	SKC64/CL	300 x 80 x 450mm	5.0kg
100 Keys	SKC100	SKC100/CL	380 x 80 x 550mm	8.0kg

Personal Effects Lockers

Features

- Available in single, double, or triple banks in several compartment configurations
- Available fitted with either...
 - CAM Lock - Supplied with two keys
 - Hasp & Staple - Accepts a padlock (not supplied)
- Lock surround incorporates a 25mm round label holder
- Mounting holes provided in back (fixings not included)
- Optional stands & sloping tops

Dimensions (w x d x h)

- Overall
 - Single Bank - 305 x 460 x 1780mm
 - Double Bank - 610 x 460 x 1780mm
 - Triple Bank - 915 x 460 x 1780mm
- Compartments (internal)
 - One - 255 x 440 x 1680mm
 - Two - 255 x 440 x 815mm
 - Three - 255 x 440 x 525mm
 - Four - 255 x 440 x 385mm
 - Five - 255 x 440 x 295mm

Standard Colours

- Body - Grey
- Doors - Blue

Alternative colours available

Replace suffix on the product code with any of the following to select your colour i.e. Single Bank with a Green Door - PL080/GD



BD
Blue Door



GD
Green Door



RD
Red Door



YD
Yellow Door



Hasp & Staple Lock



PL080/BD



PL105/GD



PL115/RD








PL145/YD








PL150/BD






Single Bank

					
Compartments	1	2	3	4	5
Coat Hook	Yes	Yes	No	No	No
Shelf	Yes	No	No	No	No
Hasp & Staple	PL005/BD	PL010/BD	PL015/BD	PL020/BD	PL025/BD
CAM Lock	PL080/BD	PL085/BD	PL090/BD	PL095/BD	PL100/BD

Double Bank

					
Compartments	1	2	3	4	5
Coat Hook	Yes	Yes	No	No	No
Shelf	Yes	No	No	No	No
Hasp & Staple	PL030/BD	PL035/BD	PL040/BD	PL045/BD	PL050/BD
CAM Lock	PL105/BD	PL110/BD	PL115/BD	PL120/BD	PL125/BD

Triple Bank

					
Compartments	1	2	3	4	5
Coat Hook	Yes	Yes	No	No	No
Shelf	Yes	No	No	No	No
Hasp & Staple	PL055/BD	PL060/BD	PL065/BD	PL070/BD	PL075/BD
CAM Lock	PL130/BD	PL135/BD	PL140/BD	PL145/BD	PL150/BD

Stand

Features

- Keeps lockers clear off the floor assisting cleaning & aiding air-circulation
- Fitted with adjustable feet
- Increases the overall height of the locker by 150mm

Standard Colours

- Stand - Grey



Item	Description
PL900	Stand - Single Bank
PL905	Stand - Double Bank
PL910	Stand - Triple Bank

Sloping Top

Features

- Prevents items being stored on the top of the locker & assists cleaning
- Increases the overall height of the locker by 150mm

Standard Colours

- Sloping Top - Grey



Item	Description
PL915	Sloping Top - Single Bank
PL920	Sloping Top - Double Bank
PL925	Sloping Top - Triple Bank



Theatre Equipment

Bowl Stands	412
Bucket Stands	415
Instrument Trolleys	416
Mayo Tables	418
Operating Platforms	418
Suture Storage Trolleys	419
Sterile Container Storage	420

Bowl Stands - Fixed Height

Features

- Seamlessly welded from 304 grade stainless steel for strength & ease of cleaning
- Bowl retaining rings fitted with removable anti-static spiral buffers to support bowls
- Suitable for use with 360mm diameter stainless or polythene bowls (order separately)
- 75mm pressed steel non-marking castors (1 x anti-static)

Dimensions (w x d x h)

- Side By Side - 750 x 445 x 860mm
- Tiered - 445 x 445 x 860mm

Options / Accessories

- 2MECO079 - 360mm Diameter, 7 Litre Stainless Steel Bowl
- 2PLCO054 - 360mm Diameter, 7 Litre Polythene Bowl



2MECO079
7 Litre Stainless Steel Bowl



2PLCO054
7 Litre Polythene Bowl



SBS/2



SBST/2

Item	Description	Weight
SBS/2	Bowl Stand - Fixed Height, Double Bowl, Side by Side	6.0kg
SBST/2	Bowl Stand - Fixed Height, Double Bowl, Tiered	5.0kg

Bowl Stands - Variable Height

Features

- Seamlessly welded from 304 grade stainless steel for strength & ease of cleaning
- Height adjustable upright using a handwheel (753 - 1,100mm)
- Bowl retaining ring fitted with removable anti-static spiral buffers to support bowls
- Suitable for use with 360mm diameter stainless or polythene bowls (order separately)
- 50mm polypropylene / thermoplastic rubber twin-wheel castors (1 x anti-static)

Dimensions (w x d x h)

- Single - 650 x 650 x 753 - 1,100mm
- Double - 746 x 650 x 753 - 1,100mm

Options / Accessories

- 2MECO079 - 360mm Diameter, 7 Litre Stainless Steel Bowl
- 2PLCO054 - 360mm Diameter, 7 Litre Polythene Bowl



2MECO079
7 Litre Stainless Steel Bowl



2PLCO054
7 Litre Polythene Bowl



SBSA/2



SBSA/1

Item	Description	Weight
SBSA/1	Bowl Stand - Variable Height, Single Bowl	4.8kg
SBSA/2	Bowl Stand - Variable Height, Double Bowl	5.6kg

Bowl Stands - Variable Height, Polyurethane, Easy Clean

Features

- Five leg-base with low centre of gravity to assist stability
- 25mm diameter scratch resistant stainless-steel upright
- Polyurethane overmoulded base with smooth edges & contours provides...
 - Water-resistant finish, allowing for easy & effective cleaning (including steam cleaning)
 - Shield for the twin-wheel castors
 - Impact protection to patients & staff, reducing the risk of skin abrasions & bruising
 - Protection to the fabric of the building
- Coloured indicator caps provide department identification & segregation, reducing the risk of cross contamination
- Height adjustable upright using a handwheel (820 - 1125mm)
- Bowl retaining rings fitted with removable anti-static spiral buffers to support bowls
- Suitable for use with 360mm diameter stainless or polythene bowls (order separately)
- 50mm polypropylene / thermoplastic rubber twin-wheel non-marking castors (1 x anti-static)

Dimensions (w x d x h)

- Single - 620 x 620 x 820 - 1,125mm
- Double - 746 x 620 x 820 - 1,125mm

Options / Accessories

- 2MECO079 - 360mm Diameter, 7 Litre Stainless Steel Bowl
- 2PLCO054 - 360mm Diameter, 7 Litre Polythene Bowl
- Coloured Indicator Cap - Blue / Green / Red / Yellow



BL
Blue



GR
Green



RD
Red



YE
Yellow



BO/P/VD/SP

Item	Description	Weight
BO/P/VS/SP	Bowl Stand - Variable Height, Polyurethane, Easy Clean, Single Bowl	9.0kg
BO/P/VD/SP	Bowl Stand - Variable Height, Polyurethane, Easy Clean, Double Bowl	9.8kg

Bowl Stand - Kickabout

Features

- Seamlessly welded from 304 grade stainless steel for strength & ease of cleaning
- Bowl retaining ring fitted with removable anti-static spiral buffers to support bowls
- Supplied with a 7 litre, 360mm diameter stainless steel bowl
- 75mm pressed steel non-marking castors (1 x anti-static, 2 x non-anti-static)

Dimensions (w x d x h)

- Overall Dimensions - 365 x 365 x 235mm

Options / Accessories

- 2MECO079 - 360mm Diameter, 7 Litre Stainless Steel Bowl
- 2PLCO054 - 360mm Diameter, 7 Litre Polythene Bowl



Item	Description	Weight
SBSL/1	Bowl Stand - Kickabout	3.2kg

Bucket Stands - Kickabout, 15 - Litre Bucket

Features

- Seamlessly welded from 304 grade stainless steel for strength & ease of cleaning
- Bucket retaining ring fitted with removable anti-static spiral buffers to support the bucket
- Model available fitted with a handle
- Supplied with a 15-litre graduated stainless steel bucket
- 75mm pressed steel non-marking castors (1 x anti-static, 2 x non-anti-static)

Dimensions (w x d x h)

- No Handle - 460 x 460 x 470mm
- With Handle - 460 x 460 x 470mm

Options / Accessories

- 2MECO081 - 15-litre graduated stainless steel bucket



SBKSLH/1

Item	Description	Weight
SBKSL/1	Bucket Stand - 15 Litre Bucket	5.0kg
SBKSLH/1	Bucket Stand - 15 Litre Bucket, Handle	5.5kg

Instrument Trolleys - Fixed Shelves, Sides Down, Stainless Steel, 450mm Deep

Features

- Meets BS4068:1977 Specification for hospital trolleys for instruments, dressings & for anaesthetists' use
- Seamlessly welded from 304 grade stainless steel for strength & ease of cleaning
- Fixed shelves with down turned sides
- Shelf heights 405 & 870mm
- Maximum capacity per shelf 40kg
- 75mm pressed steel non-marking castors (1 x anti-static, 3 x non-anti-static)

Options / Accessories

- C001 - 80mm, Grey Polymer Castors (2 x braking / 2 x non-braking)
- C002 - 100mm, Grey Polymer Castors (2 x braking / 2 x non-braking)
- C003 - 100mm, Pressed Steel Castors (2 x braking / 2 x non-braking)
- C013 - 75mm, Pressed Steel Castors (4 x braking)
- Drawer Units - page 113
- DP/C - Infusion Pole & Bracket
- ZP005 - Ring Buffers



Item	Size	Shelf Size (w x d)	Overall Dimensions (w x d x h)	Weight
DTSF/450/2/SD	Small	450 x 450mm	470 x 470 x 870mm	12.0kg
DTSF/600/2/SD	Medium	600 x 450mm	620 x 470 x 870mm	14.5kg
DTSF/750/2/SD	Large	750 x 450mm	770 x 470 x 870mm	18.0kg
DTSF/900/2/SD	X-Large	900 x 450mm	920 x 470 x 870mm	21.0kg

Instrument Trolleys - Fixed Shelves, Sides Down, Stainless Steel, 600mm Deep

Features

- Meets BS4068:1977 Specification for hospital trolleys for instruments, dressings & for anaesthetists' use
- Seamlessly welded from 304 grade stainless steel for strength & ease of cleaning
- Fixed shelves with down turned sides
- Shelf heights 405 & 870mm
- Maximum capacity per shelf 40kg
- 100mm pressed steel anti-static non-marking castors

Options / Accessories

- C002 - 100mm, Grey Polymer Castors (2 x braking / 2 x non-braking)
- C003 - 100mm, Pressed Steel Castors (2 x braking / 2 x non-braking)
- C015 - 100mm, Pressed Steel Castors (4 x braking)
- DP/C - Infusion Pole & Bracket
- ZP005 - Ring Buffers



Item	Size	Shelf Size (w x d)	Overall Dimensions (w x d x h)	Weight
DTSF/66/2/SD	Small	600 x 600mm	620 x 620 x 870mm	17.5kg
DTSF/96/2/SD	Medium	900 x 600mm	920 x 620 x 870mm	24.0kg
DTSF/126/2/SD	Large	1200 x 600mm	1220 x 620 x 870mm	29.6kg

Instrument / Mayo Tables - Cantilever, Variable Height

Features

- Seamlessly welded frame from 304 grade stainless steel for strength & ease of cleaning
- Available with two castors & skid feet or four castors
- Height adjustable upright using a handwheel...
 - Two Castors & Skid Feet - 893 - 1,480mm
 - Four Castors - 858 - 1,450mm
- Supplied with a removable stainless steel tray, 512 x 387 x 20mm (w x d x h)
- 50mm polypropylene / thermoplastic rubber twin-wheel anti-static castors

Dimensions (w x d x h)

- Two Castors & Skid Feet - 641 x 450 x 893 - 1,480mm
- Four Castors - 651 x 471 x 858 - 1,450mm



Item	Description	Weight
SS/22/1	Instrument / Mayo Table - Cantilever, Variable Height, Two Castors & Skid Feet	5.4kg
SS/22/2	Instrument / Mayo Table - Cantilever, Variable Height, Four Castors	5.8kg

Operating Platforms

Features

- Seamlessly welded frame from 304 grade stainless steel for strength & ease of cleaning
- Aluminium embossed non-slip tread
- Non-slip, anti-static rubber feet
- Max capacity 190kg

Dimensions (w x d x h)

- Small - 400 x 300mm
- Large - 600 x 300mm



Aluminium embossed non-slip tread



OP/432

Item	Description	Weight
Small		
OP/431	Operating Platform - Small, 150mm High	4.2kg
OP/432	Operating Platform - Small, 200mm High	4.4kg
Large		
OP/631	Operating Platform - Large, 150mm High	6.0kg
OP/632	Operating Platform - Large, 200mm High	6.4kg

Suture Storage Trolleys



Features

- Angled shelves present contents for instant identification & easy access
- Allows logical organisation, eliminates confusion, allowing for easier & faster restocking
- Open wire design minimises dust accumulation, allowing for free circulation of air, improved visibility & light penetration
- No tools shelf adjustment in 25mm increments
- Each trolley supplied with 12 x shelf retainers to assist with segregation of contents
- Delivered flat pack for self-assembly
- 125mm pressed steel castors, 2 off braking

Dimensions (w x d x h)

- Small - 610 x 457 x 1778mm
- Medium - 914 x 457 x 1778mm
- Large - 1219 x 457 x 1778mm



8DC56EC

Item	Description	Weight
8DC16EC	Trolley - Suture Storage, 5 x Angled Shelves, Small	50.0kg
8DC36EC	Trolley - Suture Storage, 5 x Angled Shelves, Medium	51.5kg
8DC56EC	Trolley - Suture Storage, 5 x Angled Shelves, Large	52.5kg

Sterile Container Storage

Features

- Fully configurable freestanding modular racking suitable for the safe storage of sterile containers
- Compatible with both blue wrap & rigid containers stored on either...
 - Telescopic shelves - Compatible with containers up to max 600 x 300mm (width x depth)
 - Wire grid shelves - Compatible with containers up to max 600 x 250mm (width x depth)
- Anodised extruded aluminium uprights & cross members
- Bolted construction using high quality moulded fixings provided rigidity & allows the system to be altered easily
- Available as either static or mobile units
 - Static - Adjustable feet allow levelling on uneven floors
 - Mobile - 50mm pressed steel castors
- Optional wall mounting brackets allow static units to be fixed securely to the wall (when units are loaded over 100kg)
- Supplied for self-assembly

Dimensions (w x d x h)

- Static
 - Single Bay - 394 x 642 x 1940mm
 - Double Bay - 737 x 642 x 1940mm
- Mobile (50mm Castors)
 - Single Bay - 394 x 642 x 1996mm
 - Double Bay - 737 x 642 x 1996mm

Static

Item	Description	Weight
Single Bay		
4HH-SCS/S1/2W5T	Static, Single Bay, 2 x Wire Grid Shelves & 5 x Telescopic Shelves	30.2kg
4HH-SCS/S1/8W	Static, Single Bay, 8 x Wire Grid Shelves	21.4kg
Double Bay		
4HH-SCS/S2/4W10T	Static, Double Bay, 4 x Wire Grid Shelves & 10 x Telescopic Shelves	56.9kg
4HH-SCS/S2/16W	Static, Double Bay, 16 x Wire Grid Shelves	38.0kg

Mobile

Item	Description	Weight
Single Bay		
4HH-SCS/M51/2W5T	Mobile, Single Bay, 2 x Wire Grid Shelves & 5 x Telescopic Shelves	31.1kg
4HH-SCS/M51/8W	Mobile, Single Bay, 8 x Wire Grid Shelves	22.3kg
Double Bay		
4HH-SCS/M52/4W10T	Mobile, Double Bay, 4 x Wire Grid Shelves & 10 x Telescopic Shelves	58.2kg
4HH-SCS/M52/16W	Mobile, Double Bay, 16 x Wire Grid Shelves	39.3kg

Standard Colours

- Uprights & Cross Members - Anodised Aluminium
- Wire Grids - Polished Stainless Steel
- Telescopic Shelves - Anodised Aluminium
- Plastic Mouldings - Green



4HH-SCS/M51/8W
Shown with BBraun Aesculap
Sterile Containers (not supplied)



4HH-SCS/S2/16W
Shown with BBraun Aesculap
Sterile Containers (not supplied)

Other products that you may be interested in...

See Pages 384 - 391

Shelving & Racking Solutions



85MX556SG



8O966CM



Wireless Mobile Carts & Workstations

Mobile Workstations - Non-Powered	424
Options & Accessories	426
Caretray Trolley - Laptop	428

Mobile Workstations - Non-Powered

Features

- Models available for use with laptops & vesa display mounts & configurable with a keyboard tray
 - Laptop Mount - Secures the laptop (compatible with laptops up to 482mm in width)
 - Vesa Display Mount - Height adjustable, compatible with 75 x 75mm / 100 x 100mm square hole patterns
 - Keyboard Tray - Retractable tray with wrist support & left / right mouse pad (accepts full size & Medigenic keyboards with room for mouse storage)
- Height adjustable using a gas damper (780 - 1130mm)
- Extruded aluminium column provides a smooth linear height adjustment
- Safety feature prevents trapping of the user beneath the workstation
- Cast aluminium four leg base
- Acrylic work surface
- Configurable with a range of accessories
- 100mm twin-wheel castors (4 x braking)

Dimensions (w x d x h)

- Overall - 630 x 630 x 780 - 1130mm
- Work Surface - 500 x 465mm
- Keyboard Tray - 500 x 255mm
- Laptop Mount - Accepts laptops up to 482mm

Standard Colours

- Base - White
- Work Surface - Blue
- Upright & Sheet - White



5RC/MW/NP/VM


Item	Description	Weight
5RC/MW/NP	Mobile Workstation - Non-Powered	19.6kg
5RC/MW/NP/LM	Mobile Workstation - Non-Powered, Laptop Mount	20.2kg
5RC/MW/NP/VM	Mobile Workstation - Non-Powered, Vesa Display Mount	22.4kg
5RC/MW/NP/VM/KT	Mobile Workstation - Non-Powered, Vesa Display Mount, Keyboard Tray	23.6kg

Options / Accessories

- 5RC/SB - Storage Basket
- 5RC/DRK - Side Din Rail Kit
- 5RC/PSH - Power Supply Unit Holder
- GMBH/15 - Glove / Mask Box Holder
- CT/ALC - Alcohol Gel Holder
- SBH/15 - Sharps Box Holder



5RC/MW/NP



5RC/MW/NP/MM/KT



5RC/MW/NP/LM

Storage Basket

Features

- Wire storage basket
- Mounts to the aluminium extrusion

Standard Colours

- Paint - Grey White

Dimensions (w x d x h)

- 380 x 180 x 206mm



Item	Description	Weight
5RC/SB	Storage Basket	1.0kg

Power Supply Unit Holder

Features

- Provides a location to store the power supply unit
- Mounts to the underside of the top

Standard Colours

- Paint - Grey White



Item	Description	Weight
5RC/PSH	Power Supply Unit Holder	0.6kg

Side Din Rail Kit

Features

- Aluminium DIN rail
- Provides a rail measuring 10 x 25mm to hang / position accessories
- Mounts to the right / left side of the unit

Standard Colours

- Aluminium / White

Dimensions (w x d x h)

- 300 x 10 x 25mm



Item	Description	Weight
5RC/DRK	Side Din Rail Kit	0.6kg

Glove / Mask Box Holder, One Box

Features

- Accommodates glove & mask boxes up to 150mm in width
- Box presented in a portrait orientation
- Fitted with a 15mm hook

Standard Colours

- Paint - Grey White

Dimensions (w x d x h)

- 143 x 122 x 177mm



Item	Description	Weight
GMBH/15	Glove / Mask Box Holder, One Box	0.6kg

Alcohol Gel Holder

Features

- Accepts bottles with 90 x 90mm square base
- Fitted with a 15mm hook

Standard Colours

- Paint - Grey White

Dimensions (w x d x h)

- 95 x 110 x 115mm



Item	Description	Weight
CT/ALC	Alcohol Gel Holder	0.3kg

Sharps Box Holder

Features

- Accepts sharps boxes up to seven litres capacity
- Sharps box secured using a rubber band fitted with a toggle
- Fitted with a 15mm hook

Standard Colours

- Paint - Grey White

Dimensions (w x d x h)

- 127 x 118 x 230mm



Item	Description	Weight
SBH/15	Sharps Box Holder	0.5kg

Caretray Trolley - Laptop

Features

- Trolleys suitable for use with laptops
- Suitable for use with Electronic Prescribing & Medicines Administration (EPMA) & Electronic Patient Records (EPR)
- Quick & easy disassembly, assists thorough & deep cleaning
- Fully welded mild steel frame
- Recyclable polypropylene one-piece top & side panels, smooth surfaces & radiused edges assists cleaning (compatible with steam cleaning)
 - Top Panel - Raised edges on three sides provide defined grab points to act as push handles, whilst an integral rim at the front contains spillages (max load 30kg)
 - Side Panels - Incorporate runners with positive stops preventing trays from being accidentally withdrawn (symmetrical design allows tray insertion from either side)
- Carerails fitted to either side support a wide range of accessories
- Solid grade laminate door & back panel providing security for the contents of the trays
- Two locking options...
 - High Security Bolt Lock - Supplied with two keys
 - Electronic Push Button Lock - Programmable four-digit code
- Trolley pre-configured with the following accessories...
 - Laptop Holder, Removable, Swing Arm
- Translucent, impact-resistant trays & dividers, smooth surfaces & radiused edges assists cleaning (compatible with steam cleaning / high temperature machine washing)
- Trays feature an integral handle with a plastic clip-on label cover (coloured label strips supplied - white, blue, green, yellow & red)
- Each tray supplied with 2 x long & 2 x short dividers
- Max load per tray 5kg
- Polyurethane ring buffers offer protection to both the trolley & fabric of the building
- 100mm polymer castors, 2 off braking
- When not in use, trolleys storing medicines should be secured to the wall using a Security Clamp (see locking & security accessories)

Dimensions (w x d x h)

- Overall Dimensions - 550 x 550 x 993mm
- Plastic Top - 455 x 455 (internal) at height 968mm
- Trays
 - Shallow Tray - 355 x 405 x 100mm (internal)
 - Deep Tray - 355 x 405 x 150mm (internal)

Standard Colours

- Paint - Grey White

Options / Accessories

- Defibrillator Platform - page 61
- Carerail Mounted - page 62
- Laptop Holders - page 68
- Castors & Ring Buffers - page 70
- Trays, Shelves, Dividers & Labels - page 71



CTLAPTM1/10/3S2D/HSB

Description	High Security Bolt Lock	Electronic Push Button Lock	Weight
3 x 100mm, 2 x 150mm Trays	CTLAPTM1/10/3S2D/HSB	CTLAPTM1/10/3S2D/EPB	39.3kg
4 x 100mm, 1 x 150mm Trays	CTLAPTM1/10/4S1D/HSB	CTLAPTM1/10/4S1D/EPB	39.0kg
6 x 100mm Trays	CTLAPTM1/10/6S/HSB	CTLAPTM1/10/6S/EPB	40.1kg

Other products that you may be interested in...

See Pages 238 - 249

Medical Records



MRT/TR/1B/EPB



MRW/WA/1D/XP/EPB



MRT/WA/L/CAM



Workstations & Speciality Storage

Workstations	432
Storage Units	433
Catheter Storage Units	434

Workstations - Mobile, Polymer, Metro Starsys™



Features

- Adaptable workstations
- Available as single, double & triple width units
- Moulded body, drawers & doors from a lightweight polymer that will not rust, chip, dent, peel or corrode
- Laminate worktop (height 914mm)
- 125mm polymer castors, 2 off braking

Other configurations available.
Contact our customer services
team to discuss your requirements

Standard Colours

- Body / Drawers / Doors - Light Taupe
- Drawer / Door Handles - Slate Blue



8SXRDEMENT2



8SXRT38MW14



8SXRSEMENT1

Item	Description	Overall Dimensions (w x d x h)	Weight
8SXRSEMENT1	Single, Drawers, Overhead Unit	600 x 726 x 2070mm	121.1kg
8SXRDEMENT2	Double, Drawers & Door, Overhead Units	1102 x 726 x 2070mm	188.2kg
8SXRD40MW10	Double, Drawers, Overhead Units	1102 x 726 x 2070mm	189.0kg
8SXRT38MW14	Triple, Drawers & Doors, Overhead Units	1606 x 726 x 2070mm	219.8kg

Storage Units - Mobile, Polymer, Metro Starsys™

Features

- Full height storage units
- Available as single, double & triple width units
- Moulded body, drawers & hinged/tambour doors from a lightweight polymer that will not rust, chip, dent, peel or corrode
- 125mm polymer castors, 2 off braking

Standard Colours

- Body / Drawers / Doors - Light Taupe
- Drawer / Door Handles - Slate Blue

Options / Accessories

- 8SXLABKIT - Drawer / Door Label Holders (x 10)
- 8SXREHAN - Push Handle



8SXRTGS2



8SXRS83MGSTD



8SXRD76CM3

Item	Description	Overall Dimensions (w x d x h)	Weight
Drawers & Hinged Doors			
8SXRS83MGSTD	Single, Drawers	578 x 632 x 1990mm	187.7kg
8SXRD76CMHD1	Double, Drawers & Hinged Doors	1080 x 709 x 1990mm	159.2kg
8SXRTGS2	Triple, Drawers & Hinged Doors	1669 x 709 x 1990mm	187.8kg
Hinged Doors			
8SXRS76CM5	Single, Door	578 x 709 x 1990mm	106.0kg
8SXRD76CM3	Double, Doors	1080 x 709 x 1990mm	113.0kg
8SXRTGS3	Triple, Doors	1669 x 709 x 1990mm	158.0kg
Tambour Doors			
8SXRS83MGSTD	Single, Tambour Door	578 x 709 x 2096mm	108.9kg
8SXRD83MGSTD	Double, Tambour Doors	1080 x 709 x 2096mm	152.9kg



8SXRS83MGSTD



Catheter Storage Units - Mobile, Polymer, Metro Starsys™



Features

- Full height catheter storage units available with either hinged or tambour door/s
- Catheters supported on retractable slides providing easy to access & safe storage
- Available as single & double width units
 - Single - 180 Catheters
 - Double - 360 Catheters
- Moulded body & hinged or tambour doors from a lightweight polymer that will not rust, chip, dent, peel or corrode
- 125mm polymer castors, 2 off braking

Standard Colours

- Body / Drawers / Doors - Light Taupe
- Drawer / Door Handles - Slate Blue

Options / Accessories

- 8SXRCATHHK - Catheter Hooks (supports 12 catheters)
- 8SXRLABKIT - Drawer / Door Label Holders (x 10)
- 8SXREHAN - Push Handle

Other configurations available.
Contact our customer services
team to discuss your requirements



8SXR76MCATH1



8SXR83MCATHTD

Item	Description	Overall Dimensions (w x d x h)	Weight
Hinged Doors			
8SXR576MCATH1	Single, L/H Hinged Door, 180 x Catheters	578 x 632 x 1990mm	100.1kg
8SXR76MCATH1	Double, R/H & L/H Hinged Door, 360 x Catheters	1080 x 632 x 1990mm	136.3kg
Tambour Doors			
8SXR83MCATHTD	Single, Tambour Door, 180 x Catheters	578 x 709 x 2096mm	109.3kg
8SXR83MCATHTD	Double, Tambour Doors, 360 x Catheters	1080 x 709 x 2096mm	146.1kg

Catheter Storage Units - Stationary, Polymer, Metro Starsys™



Features

- Full height catheter storage units available with either hinged or tambour door/s
- Catheters supported on retractable slides providing easy to access & safe storage
- Available as single & double width units
 - Single - 180 Catheters
 - Double - 360 Catheters
- Moulded body & hinged or tambour doors from a lightweight polymer that will not rust, chip, dent, peel or corrode

Standard Colours

- Body / Drawers / Doors - Light Taupe
- Drawer / Door Handles - Slate Blue

Options / Accessories

- 8SXRCATHHK - Catheter Hooks (supports 12 catheters)
- 8SXRLABKIT - Drawer / Door Label Holders (x 10)
- 8SXR-FLR - Floor Mounting Kit
- 8SXR72UUFLR - Unit to Unit Filler Kit**
- 8SXR72BKFLR30 - Back to Wall Kit (Half Depth Units)***
- 8SXR72BKFLR - Back to Wall Kit (Full Depth Units)***

**Covers the seam between two adjacent units

***Fills the gap when a unit is pulled away from the wall to be flush with the front of the worktop



8SXR72SCATH1



8SXR80SCATHTD

Item	Description	Overall Dimensions (w x d x h)	Weight
Hinged Doors			
8SXRS72SCATH1	Single, L/H Hinged Door, 180 x Catheters	540 x 594 x 1842mm	75.5kg
8SXR72SCATH1	Double, R/H & L/H Hinged Door, 360 x Catheters	1049 x 594 x 1842mm	143.6kg
Tambour Doors			
8SXRS80HCATHTD	Single, Half Depth, Tambour Door, 180 x Catheters	540 x 457 x 2032mm	60.3kg
8SXR80HCATHTD	Double, Half Depth, Tambour Door, 360 x Catheters	360 1052 x 457 x 2032mm	113.9kg
8SXRS80SCATHTD	Single, Full Depth, Tambour Door, 180 x Catheters	180 540 x 620 x 2032mm	84.4kg
8SXR80SCATHTD	Double, Full Depth, Tambour Door, 360 x Catheters	1052 x 620 x 2032mm	140.2kg

0 - 9		4A1OF12	188	4B1DSTM	194	4B3DR10	190	5PS/B/SF	15
2FACO024	91	4A1OF15	188	4B1DSTS	194	4B3DR12	190	5PS/B/SF	327
2HH-100072	201	4A1OF18	188	4B1OF09	188	4B3DR15	190	5PS/B/WF	14
2HH-240501	201	4A1OTTM	195	4B1OF10	188	4B3DR18	190	5PS/B/WF	326
2HH-240820	199	4A1OTTS	195	4B1OF12	188	4B3OF09	188	5PTC/EXH	320
2HH-240820	200	4A1RS09	189	4B1OF15	188	4B3OF10	188	5PTC/EXH/AA	320
2HH-240821	199	4A1RS10	189	4B1OF18	188	4B3OF12	188	5PTC/POH/AA	322
2HH-240821	200	4A1RS12	189	4B1RS09	189	4B3OF15	188	5PTC/POH/AA/H	322
2HH-241301	199	4A1RS15	189	4B1RS10	189	4B3OF18	188	5RC/COH/AA	316
2HH-241301	200	4A1RS18	189	4B1RS12	189	4B3RS09	189	5RC/DRK	426
2HH-241302	199	4A2DR09	190	4B1RS15	189	4B3RS10	189	5RC/MW/NP	424
2HH-241302	200	4A2DR10	190	4B1RS18	189	4B3RS12	189	5RC/MW/NP/LM	424
2HH-7011050	198	4A2DR12	190	4B1TD09/A	192	4B3RS15	189	5RC/MW/NP/VM	424
2HH-7011100	198	4A2DR15	190	4B1TD09/B	192	4B3RS18	189	5RC/MW/NP/VM/KT	424
2HH-7012100	198	4A2DR18	190	4B1TD09/C	192	4B3VD09/AAA **	191	5RC/PSH	426
2HH-7012200	198	4A2DSTM	194	4B1TD10/D	192	4B3VD10/DDD **	191	5RC/SB	426
2HH-7014050	198	4A2DSTS	194	4B1TD10/E	192	4D1DSTCM	193	5RE/OC/PORT/VVDEL	344
2HH-7014100	198	4A2OF09	188	4B1TD10/F	192	4D1DSTCS	193	5RE/OC/PORT/VVLA/SAVL	344
2HH-7014200	198	4A2OF10	188	4B1TD10/G	192	4D1TD09/A	193	5RE/RAE/ALWE/VVDEL	330
2HH-7810102	199	4A2OF12	188	4B1TD12/H	192	4D1TD09/B	193	5RE/RAE/ALWE/VVDEL/VPNB	331
2HH-7810103	199	4A2OF15	188	4B1TD12/I	192	4HH-HTM71/M51/400	197	5RE/RAE/ASHI/VVDEL	334
2HH-7810104	200	4A2OF18	188	4B1TD12/J	192	4HH-HTM71/M51/600	197	5RE/RAE/ASHI/VVDEL/VPNB	335
2HH-7810105	200	4A2OTTM	195	4B1VD09/A	191	4HH-HTM71/M52/400	197	5RE/RAE/SHAP/VVDEL	328
2HH-7811204N	200	4A2OTTS	195	4B1VD09/B	191	4HH-HTM71/M52/600	197	5RE/RAE/SHAP/VVDEL/VPNB	329
2HH-7811205N	199	4A2RS09	189	4B1VD09/C	191	4HH-HTM71/S1/400	196	5RE/RAE/TWYF/VVDEL	332
2HH-7811205N	200	4A2RS10	189	4B1VD10/D	191	4HH-HTM71/S1/600	196	5RE/RAE/TWYF/VVDEL/VPNB	333
2HH-7811206N	199	4A2RS12	189	4B1VD10/E	191	4HH-HTM71/S2/400	196	5RE/RAM/ALWE/VVDEL	330
2HH-7811304	200	4A2RS15	189	4B1VD10/F	191	4HH-HTM71/S2/600	196	5RE/RAM/ALWE/VVDEL/VPNB	331
2HH-7811305	199	4A2RS18	189	4B1VD12/G	191	4HH-SCS/M51/2W5T	420	5RE/RAM/ASHI/VVDEL	334
2HH-7811305	200	4A3DR09	190	4B1VD12/H	191	4HH-SCS/M51/8W	420	5RE/RAM/ASHI/VVDEL/VPNB	335
2HH-7811306	199	4A3DR10	190	4B1VD15/I	191	4HH-SCS/M52/16W	420	5RE/RAM/SHAP/VVDEL	328
2HH-7910201N	201	4A3DR12	190	4B1VD15/J	191	4HH-SCS/M52/4W10T	420	5RE/RAM/SHAP/VVDEL/VPNB	329
2HH-7910204N	201	4A3DR15	190	4B2DR09	190	4HH-SCS/S1/2W5T	420	5RE/RAM/TWYF/VVDEL	332
2HH-K100187	201	4A3DR18	190	4B2DR10	190	4HH-SCS/S1/8W	420	5RE/RAM/TWYF/VVDEL/VPNB	333
2HH-K561039D	198	4A3OF09	188	4B2DR12	190	4HH-SCS/S2/16W	420	5RE/RPAH/BATH/VVDEL	338
2LOCK217	265	4A3OF10	188	4B2DR15	190	4HH-SCS/S2/4W10T	420	5RE/RPAH/BATH/VVDEL/VPNB	339
2LOCK218	265	4A3OF12	188	4B2DR18	190	5FS/AB	361	5RE/RRAE/ALWE/VVDEL	330
2LOKE011	265	4A3OF15	188	4B2OF09	188	5FS/MO	358	5RE/RRAE/ALWE/VVDEL/VPNB	331
2MECO079	412	4A3OF18	188	4B2OF10	188	5FS/MO/A	358	5RE/RRAE/ASHI/VVDEL	334
2PLCO026	59	4A3OTTM	195	4B2OF12	188	5FS/MOL	358	5RE/RRAE/ASHI/VVDEL/VPNB	335
2PLCO026	290	4A3OTTS	195	4B2OF15	188	5FS/MOL/A	358	5RE/RRAE/HADL610/VVDEL/VPNB	336
2PLCO054	412	4A3RS09	189	4B2OF18	188	5FS/PA	360	5RE/RRAE/HADL710/VVDEL/VPNB	336
4A1DR09	190	4A3RS10	189	4B2RS09	189	5FS/PA/A	360	5RE/RRAE/SHAP/VVDEL	328
4A1DR10	190	4A3RS12	189	4B2RS10	189	5FS/ST	362	5RE/RRAE/SHAP/VVDEL/VPNB	329
4A1DR12	190	4A3RS15	189	4B2RS12	189	5FS/ST/A	362	5RE/RRAE/TWYF/VVDEL	332
4A1DR15	190	4A3RS18	189	4B2RS15	189	5FSH20WH	308	5RE/RRAE/TWYF/VVDEL/VPNB	333
4A1DR18	190	4B1DR09	190	4B2RS18	189	5ND/HAF/ALDE/VVDEL	325	5RE/RRPAH/DORC/VVDEL	340
4A1DSTM	194	4B1DR10	190	4B2TD09/AA *	192	5ND/HAR/ALDE/VVDEL	325	5RE/RRPAH/DORC/VVDEL/VPNB	341
4A1DSTS	194	4B1DR12	190	4B2VD09/AA *	191	5ND/LC/ALDE/VVDEL	324	5RLDF0119	157
4A1OF09	188	4B1DR15	190	4B2VD10/DD *	191	5ND/MAF/ALDE/VVDEL	325	5RLDF0119DIGILOCK	157
4A1OF10	188	4B1DR18	190	4B3DR09	190	5ND/MAR/ALDE/VVDEL	325	5RLDF0219	157

5RLDF0219DIGILOCK	157	5TS/PE/PU	365	85O537C	388	8MW2436-2CW	185	8SXR80HCATHD	435
5RLDF0519	157	5TS/SA	363	85O537CM	388	8MX536MG	384	8SXR80SCATHD	435
5RLDF0519DIGILOCK	157	5TS/SA/PU	364	85O547C	388	8MX536MS	384	8SXR83MCATHD	434
5RLDG0519	157	5TS/TEC/H	366	85O547CM	388	8MX536SG	384	8SXR83MGSTD	433
5RLDG0519DIGILOCK	157	5TS/TEC/H/A/PU	368	85O557C	388	8MX536SS	384	8SXR83MGSTD	432
5RSH42WH	309	5TS/TEC/H/AA/PU	368	85O557CM	388	8MX546MG	384	8SXR83MGSTD	435
5RSH70WH	309	5TS/TEC/H/PU	368	85O967C	388	8MX546MS	384	8SXR83MGSTD	433
5SS/AL/EC	349	5TS/TEC/M	366	85O967CM	388	8MX546SG	384	8SXR83MGSTD	434
5SS/AL/IC	349	5TS/TEC/M/A/PU	368	85Q537G2	386	8MX546SS	384	8SXR83MGSTD	435
5SS/AL1	349	5TS/TEC/M/AA/PU	368	85Q537G2M	386	8MX556MG	384	8SXR83MGSTD	435
5SS/AL2	349	5TS/TEC/M/PU	368	85Q547G2	386	8MX556MS	384	8SXR83MGSTD	434
5SS/AL3	349	5TS/TECC/H	372	85Q547G2M	386	8MX556SG	384	8SXR83MGSTD	433
5SS/BU/CU	352	5TS/TECC/M	372	85Q557G2	386	8MX556SS	384	8SXR83MGSTD	280
5SS/BU/CY	352	5TS/TECM/H	370	85Q557G2M	386	8MX566MG	384	8SXR83MGSTD	280
5SS/BU/PO	352	5TS/TECM/M	370	85Q567G2	386	8MX566MS	384	8SXR83MGSTD	280
5SS/BU/PO1	352	5TS/TECS/H	373	85Q567G2M	386	8MX566SG	384	8SXR83MGSTD	280
5SS/BU/PO2	352	5TS/TECS/M	373	89989PX	385	8MX566SS	384	8SXR83MGSTD	280
5SS/LI/C	347	5TS/TES/H	367	89990P	389	8MXD24-8	385	8SXR83MGSTD	432
5SS/LI1	347	5TS/TES/H/PU	369	8BC2030-2DMB	184	8MXL36-2S	385	8SXR83MGSTD	433
5SS/LI1/LA	347	5TS/TES/M	367	8BC2030-3DMB	184	8MXL42-2S	385	8SXR83MGSTD	280
5SS/LI1/RA	347	5TS/TES/M/PU	369	8BC2636-2DMB	184	8MXL48-2S	385	8SXR83MGSTD	280
5SS/LI2	347	5TS/TESM/H	371	8BC2636-3DMB	184	8MXL60-2S	385	8SXR83MGSTD	432
5SS/LI2/LA	347	5TS/TESM/M	371	8DC16EC	419	8MXL82-2S	385	8SXR83MGSTD	433
5SS/LI2/RA	347	5X-0100-061-000/K	8	8DC36EC	419	8MY1627-24BU	184	8SXR83MGSTD	433
5SS/LI3	347	5X-0100-071-000/K	8	8DC56EC	419	8MY1627-34BU	184	8SXR83MGSTD	433
5SS/LI3/LA	347	5X-0109-061-000/K	8	8DD24C	389	8MY2030-24BU	184	8SXR83MGSTD	433
5SS/LI3/RA	347	5X-0109-071-000/K	8	8FL21P3369	296	8MY2030-34BU	184	8SXR83MGSTD	433
5SS/SH1	350	5X-0110-061-000/K	9	8FLCCU1	278	8MY2636-25BU	184	8SXR83MGSTD	433
5SS/SH2	350	5X-0110-071-000/K	9	8FLCLINE	278	8MY2636-35BU	184	8SXR83MGSTD	433
5SS/STBE2	354	5X-0142-061-000	13	8FLCOM-LT	278	8O536C	388	8SXR83MGSTD	433
5SS/STBE3	354	5X-0142-071-000	13	8FLCRP4	278	8O536CM	388	8SXR83MGSTD	433
5SS/STBE4	354	5X-0150-061-000	12	8FLPED1	278	8O546C	388	8SXR83MGSTD	433
5SS/STBE5	354	5X-0150-071-000	12	8FLTMENT2	278	8O546CM	388	8SXR83MGSTD	433
5SS/STBEP2	356	5X-0151-061-000	12	8L24N-4C	389	8O556C	388	8SXR83MGSTD	433
5SS/STBEP3	356	5X-0151-071-000	12	8L36N-4C	389	8O556CM	388	8SXR83MGSTD	433
5SS/STBEP4	356	85MX536MG	384	8L42N-4C	389	8O966C	388	8SXR83MGSTD	433
5SS/STBEP5	356	85MX536MS	384	8L48N-4C	389	8O966CM	388	8SXR83MGSTD	433
5TC/COH	316	85MX536SG	384	8L60N-4C	389	8Q04LH	387	8SXR83MGSTD	433
5TC/ERH/AA	318	85MX536SS	384	8LECCRP2	294	8Q536G2	386	8SXR83MGSTD	433
5TC/ERH/AA/H	318	85MX546MG	384	8LECCRP3	294	8Q536G2M	386	8SXR83MGSTD	433
5TC/MEH	314	85MX546MS	384	8LECCRP4	294	8Q546G2	386	8SXR83MGSTD	433
5TC/MEH/AA	314	85MX546SG	384	8MBC1210DB	282	8Q546G2M	386	8SXR83MGSTD	433
5TC/OPD	313	85MX546SS	384	8MBX1310ANES4DB	282	8Q556G2	386	8SXR83MGSTD	433
5TC/OPD/A	313	85MX556MG	384	8MBX3210TRAUMADB	282	8Q556G2M	386	8SXR83MGSTD	433
5TC/OPD/AA	313	85MX556MS	384	8MQD24-8	387	8Q566G2	386	8SXR83MGSTD	433
5TC/OPH	313	85MX556SG	384	8MQL24-2S	387	8Q566G2M	386	8SXR83MGSTD	433
5TC/OPH/A	313	85MX556SS	384	8MQL36-2S	387	8SXR83MGSTD	432	8SXR83MGSTD	433
5TC/OPH/AA	313	85MX566MG	384	8MQL42-2S	387	8SXR83MGSTD	435	8SXR83MGSTD	433
5TC/OPM	313	85MX566MS	384	8MQL48-2S	387	8SXR83MGSTD	433	8SXR83MGSTD	433
5TC/OPM/A	313	85MX566SG	384	8MQL60-2S	387	8SXR83MGSTD	433	8SXR83MGSTD	433
5TC/OPM/AA	313	85MX566SS	384	8MQLS24-2S	387	8SXR83MGSTD	434	8SXR83MGSTD	433

BC2D/BE	22	C		CRMS1/16/4S5D	52	CT/DIV/S	71	CTD1/10HSB	57
BC2D/GW	22	C001	115	CRMS1/16/5S5D	52	CT/FS	73	CTD1/10SS	58
BC3C/BE	24	C002	115	CRMS1/16/6S4D	52	CT/FWS	73	CTD1/14CA	55
BC3C/GW	24	C003	115	CRMS1/16/8D	52	CT/IV	64	CTD1/14EPB	56
BC3CPD/BE	24	C004	70	CRMS2/16/10S10D	53	CT/LAB	72	CTD1/14HSB	57
BC3CPD/GW	24	C005	70	CRMS2/16/12S8D	53	CT/LAB/SEP	72	CTD1/14SS	58
BC3CPDWL/BE	25	C006	70	CRMS2/16/16D	53	CT/LHNR/S	69	CTD2/08CA	55
BC3CPDWL/GW	25	C012	290	CRMS2/16/4S12D	53	CT/LHR/S	68	CTD2/08EPB	56
BC3CPDWR/BE	25	C013	115	CRMS2/16/6S12D	53	CT/OB/MS	60	CTD2/08HSB	57
BC3CPDWR/GW	25	C015	115	CRMS2/16/8S10D	53	CT/OB/MS	293	CTD2/08SS	58
BC3CWL/BE	25	CB/100/A	80	CRSM1/18/2S6D	40	CT/OB/SS	60	CTD2/10CA	55
BC3CWL/GW	25	CB/100/B	80	CRSM1/18/3S6D	40	CT/PARM	65	CTD2/10EPB	56
BC3CWR/BE	25	CB005	82	CRSM1/18/4S5D	40	CT/SBB/15	65	CTD2/10HSB	57
BC3CWR/GW	25	CB010	82	CRSM1/18/5S5D	40	CT/SPS	65	CTD2/10SS	58
BC3D/BE	24	CB015	82	CRSM1/18/6S4D	40	CT/TRAY/D	71	CTD2/14CA	55
BC3D/GW	24	CB020	82	CRSM1/18/8D	40	CT/TRAY/S	71	CTD2/14EPB	56
BC3DPD/BE	24	CD005	146	CRSM2/18/10S10D	41	CT/WB	66	CTD2/14HSB	57
BC3DPD/GW	24	CD010	146	CRSM2/18/12S8D	41	CT/WF	66	CTD2/14SS	58
BC3DPDWL/BE	25	CD015	146	CRSM2/18/16D	41	CTAIRWM1/10/3S2D/SS	298	CTDC1/08CA	55
BC3DPDWL/GW	25	CD020	146	CRSM2/18/4S12D	41	CTAIRWM1/10/4S1D/SS	298	CTDC1/08EPB	56
BC3DPDWR/BE	25	CD025	146	CRSM2/18/6S12D	41	CTAIRWM1/10/6S/SS	298	CTDC1/08SS	58
BC3DPDWR/GW	25	CD030	146	CRSM2/18/8S10D	41	CTANAEM1/10/3S2D/EPB	268	CTDC1/10CA	55
BC3DWL/BE	25	CD035	146	CRSS1/16/2S6D	42	CTANAEM1/10/3S2D/HSB	268	CTDC1/10EPB	56
BC3DWL/GW	25	CD045	146	CRSS1/16/3S6D	42	CTANAEM1/10/4S1D/EPB	268	CTDC1/10SS	58
BC3DWR/BE	25	CD110	146	CRSS1/16/4S5D	42	CTANAEM1/10/4S1D/HSB	268	CTDC1/14CA	55
BC3DWR/GW	25	CD115	146	CRSS1/16/5S5D	42	CTANAEM1/10/6S/EPB	268	CTDC1/14EPB	56
BCF/LC	234	CD120	146	CRSS1/16/6S4D	42	CTANAEM1/10/6S/HSB	268	CTDC1/14SS	58
BCF/LS	234	CD125	146	CRSS1/16/8D	42	CTBASIM1/10/1FWS	276	CTDISPM1/10/3S2D/EPB	118
BCF/SC	234	CD130	146	CRSS2/16/10S10D	43	CTBASIM1/10/2FWS	276	CTDISPM1/10/3S2D/HSB	118
BCV/B	230	CD135	146	CRSS2/16/12S8D	43	CTCASTM1/10/3S2D/EPB	269	CTDISPM1/10/4S1D/EPB	118
BCV/B/NC	230	CD145	146	CRSS2/16/16D	43	CTCASTM1/10/3S2D/HSB	269	CTDISPM1/10/4S1D/HSB	118
BCV/G	232	CD905	151	CRSS2/16/4S12D	43	CTCASTM1/10/4S1D/EPB	269	CTDISPM1/10/6S/EPB	118
BH015/WHL	307	CD910	150	CRSS2/16/6S12D	43	CTCASTM1/10/4S1D/HSB	269	CTDISPM1/10/6S/HSB	118
BH030/WHL	307	CD911	150	CRSS2/16/8S10D	43	CTCASTM1/10/6S/EPB	269	CTINFEM1/10/3S2D/EPB	271
BO/P/VD/SP	414	CD913	150	CS/28/VBB	166	CTCASTM1/10/6S/HSB	269	CTINFEM1/10/3S2D/HSB	271
BO/P/VS/SP	414	CF/F/PK10	244	CS005	165	CTCHARM1/10/3S2D	76	CTINFEM1/10/4S1D/EPB	271
BR015/WHL	302	CP	85	CS010	165	CTCHARM1/10/4S1D	76	CTINFEM1/10/4S1D/HSB	271
BR020/WHL	302	CRMM1/18/2S6D	50	CS015	165	CTCHARM2/10/6S4D	77	CTINFEM1/10/6S/EPB	271
BR030/WHL	302	CRMM1/18/3S6D	50	CT/AIR	62	CTCHARM2/10/8S2D	77	CTINFEM1/10/6S/HSB	271
BR045/WHL	303	CRMM1/18/4S5D	50	CT/ALC	62	CTCRITM1/10/3S2D/EPB	270	CTIVPRM1/10/3S2D/EPB	272
BR050/WHL	303	CRMM1/18/5S5D	50	CT/ALC	427	CTCRITM1/10/3S2D/HSB	270	CTIVPRM1/10/3S2D/HSB	272
BR060/WHL	303	CRMM1/18/6S4D	50	CT/BASIM1/10	276	CTCRITM1/10/4S1D/EPB	270	CTIVPRM1/10/4S1D/EPB	272
BR075/WHL	304	CRMM1/18/8D	50	CT/BIN	62	CTCRITM1/10/4S1D/HSB	270	CTIVPRM1/10/4S1D/HSB	272
BR080/WHL	304	CRMM2/18/10S10D	51	CT/BOW	63	CTCRITM1/10/6S/EPB	270	CTIVPRM1/10/6S/EPB	272
BR090/WHL	304	CRMM2/18/12S8D	51	CT/BUC	63	CTCRITM1/10/6S/HSB	270	CTIVPRM1/10/6S/HSB	272
BR105/WHL	304	CRMM2/18/16D	51	CT/CR/2	64	CTD1/08CA	55	CTLAPTM1/10/3S2D/EPB	428
BR110/WHL	304	CRMM2/18/4S12D	51	CT/CR/5	64	CTD1/08EPB	56	CTLAPTM1/10/3S2D/HSB	428
BR120/WHL	304	CRMM2/18/6S12D	51	CT/CYD	64	CTD1/08HSB	57	CTLAPTM1/10/4S1D/EPB	428
BR135/WHL	306	CRMM2/18/8S10D	51	CT/DEFIB	61	CTD1/08SS	58	CTLAPTM1/10/4S1D/HSB	428
BR140/WHL	306	CRMS1/16/2S6D	52	CT/DH/A4	63	CTD1/10CA	55	CTLAPTM1/10/6S/EPB	428
BR150/WHL	306	CRMS1/16/3S6D	52	CT/DIV/D	71	CTD1/10EPB	56	CTLAPTM1/10/6S/HSB	428

CTM1/08/1S2D	44	CTPHLES1/10/4S1D	253	CYB/DE2	97	DTSF/450/2/SD	416	EC1215/VBB	160
CTM1/08/3D	44	CTPHLES1/10/4S1D/CA	253	CYB/J2	97	DTSF/600	110	EC1220/VBB	160
CTM1/08/3S1D	44	CTPHLES1/10/4S1D/EPB	253	CYH/D1	97	DTSF/600/2/SD	111	EC1225/VBB	160
CTM1/08/4S	44	CTPHLES1/10/6S	253	CYH/E1	97	DTSF/600/2/SD	416	EC1230/VBB	161
CTM1/10/1S3D	46	CTPHLES1/10/6S/CA	253	CYHP/D1	264	DTSF/66/2/SD	112	EC1235/VBB	161
CTM1/10/3S2D	46	CTPHLES1/10/6S/EPB	253	CYT/CD1	96	DTSF/66/2/SD	417	EC1240/VBB	161
CTM1/10/4D	46	CTPLASM2/10/6S4D	274	CYT/DE12	96	DTSF/750	110	EC1245/VBB	161
CTM1/10/4S1D	46	CTPLASM2/10/8S2D	274	CYT/E1	96	DTSF/750/2/SD	111	EC1250/VBB	161
CTM1/10/6S	46	CTRESUSM1/10/3S2D/SS	292	CYT/FG1	94	DTSF/750/2/SD	416	EC1305/VBB	162
CTM1/14/2S5D	48	CTRESUSM1/10/4S1D/SS	292	CYT/FG1/ST	94	DTSF/900	110	EC1310/VBB	162
CTM1/14/3S4D	48	CTRESUSM1/10/6S/SS	292	CYT/J1	95	DTSF/900/2/SD	111	EC1315/VBB	162
CTM1/14/4S3D	48	CTS1/08/1S2D	34	CYT/J1/ST	95	DTSF/900/2/SD	416	EC1320/VBB	162
CTM1/14/5S3D	48	CTS1/08/3D	34	CYWP/1	97	DTSF/96/2/SD	112	EC1325/VBB	162
CTM1/14/6D	48	CTS1/08/3S1D	34	D		DTSF/96/2/SD	417	EC1330/VBB	163
CTM1/14/8S1D	48	CTS1/08/4S	34	D3	85	DTSR/450	108	EC1335/VBB	163
CTM2/08/3S4D	45	CTS1/10/1S3D	36	D5	85	DTSR/450/SR	108	EC1340/VBB	163
CTM2/08/4S3D	45	CTS1/10/3S2D	36	DAF/1	100	DTSR/600	108	EC1345/VBB	163
CTM2/08/6D	45	CTS1/10/4D	36	DAR/1	100	DTSR/600/SR	108	EC1350/VBB	163
CTM2/08/6S2D	45	CTS1/10/4S1D	36	DAR/1/15	66	DTSR/750	108	EC2205/VBB	168
CTM2/08/7S1D	45	CTS1/10/6S	36	DAR/3	100	DTSR/750/SR	108	EC2210/VBB	168
CTM2/08/8S	45	CTS1/14/2S5D	38	DD	85	DTSR/900	108	EC2215/VBB	168
CTM2/10/3S6D	47	CTS1/14/3S4D	38	DG/3	101	DTSR/900/SR	108	EC2220/VBB	168
CTM2/10/4S5D	47	CTS1/14/4S3D	38	DG/3/15	67	DUL/F	113	EC2225/VBB	169
CTM2/10/5S4D	47	CTS1/14/5S3D	38	DG/3/15	101	DUL/R	113	EC2230/VBB	169
CTM2/10/6S4D	47	CTS1/14/6D	38	DGL	151	DUS/F	113	EC2235/VBB	169
CTM2/10/8D	47	CTS1/14/8S1D	38	DH/A3/50	83	DUS/R	113	EC2240/VBB	169
CTM2/10/8S2D	47	CTS2/08/3S4D	35	DH/A3/WF	83	E		EC2305/VBB	170
CTM2/14/10S6D	49	CTS2/08/4S3D	35	DH/A4/50	83	E/SOCKET/4	289	EC2310/VBB	170
CTM2/14/12D	49	CTS2/08/6D	35	DH/A4/WF	83	E02	177	EC2315/VBB	170
CTM2/14/16S2D	49	CTS2/08/6S2D	35	DP/2H	212	E03	177	EC2320/VBB	170
CTM2/14/4S10D	49	CTS2/08/7S1D	35	DP/4H	212	E04 - E04/U	177	EC2325/VBB	171
CTM2/14/6S8D	49	CTS2/08/8S	35	DP/C	114	E05	177	EC2330/VBB	171
CTM2/14/8S6D	49	CTS2/10/3S6D	37	DP/C	213	E06	177	EC2335/VBB	171
CTMEDSM1/10/3S2D/EPB	273	CTS2/10/4S5D	37	DPKS/1	212	E07	177	EC2340/VBB	171
CTMEDSM1/10/3S2D/HSB	273	CTS2/10/5S4D	37	DPKS/1/4H	212	E08	178	EC4305/VBB	172
CTMEDSM1/10/4S1D/EPB	273	CTS2/10/6S4D	37	DPWM/1	211	E09	178	EC4310/VBB	172
CTMEDSM1/10/4S1D/HSB	273	CTS2/10/8D	37	DPWM/1/4H	211	E10	178	EC4315/VBB	172
CTMEDSM1/10/6S/EPB	273	CTS2/10/8S2D	37	DPWM/1/W9	211	E11	178	EC4320/VBB	172
CTMEDSM1/10/6S/HSB	273	CTS2/14/10S6D	39	DPWM/1/W9/4H	211	E12	178	EC4325/VBB	172
CTPHLEM1/10/3S2D	252	CTS2/14/12D	39	DPWS/1	210	E13	178	EC4330/VBB	173
CTPHLEM1/10/3S2D/CA	252	CTS2/14/16S2D	39	DPWS/1/4H	210	E14	179	EC4335/VBB	173
CTPHLEM1/10/3S2D/EPB	252	CTS2/14/4S10D	39	DPWS/1/W9	210	E18	177	EC4340/VBB	173
CTPHLEM1/10/4S1D	252	CTS2/14/6S8D	39	DPWS/1/W9/4H	210	E19	177	EC4345/VBB	173
CTPHLEM1/10/4S1D/CA	252	CTS2/14/8S6D	39	DTMR/450	109	E21	177	EC5305/VBB	174
CTPHLEM1/10/4S1D/EPB	252	CTSEPSM1/10/6S/EPB	380	DTMR/450/SR	109	EBC015	18	EC5305/VBB	254
CTPHLEM1/10/6S	252	CTSEPSM1/10/6S/HSB	380	DTMR/600	109	EBC020	18	EC5310/VBB	174
CTPHLEM1/10/6S/CA	252	CTVACIM1/10/3S2D	275	DTMR/600/SR	109	EBC025	18	EC5310/VBB	254
CTPHLEM1/10/6S/EPB	252	CTVACIM1/10/4S1D	275	DTSF/126/2/SD	112	EBC030	18	EC5315/VBB	174
CTPHLES1/10/3S2D	253	CTVACIM1/10/6S	275	DTSF/126/2/SD	417	EC010/VBB	164	EC5315/VBB	254
CTPHLES1/10/3S2D/CA	253	CWF/80	78	DTSF/450	110	EC1205/VBB	160	EC5320/VBB	174
CTPHLES1/10/3S2D/EPB	253	CWF/80/SP	78	DTSF/450/2/SD	111	EC1210/VBB	160	EC5320/VBB	254

EC5325/VBB	174
EC5325/VBB	254
EC5330/VBB	175
EC5330/VBB	255
EC5335/VBB	175
EC5335/VBB	255
EC5340/VBB	175
EC5340/VBB	255
EC5345/VBB	175
EC5345/VBB	255
G	
G/200/RS/VBB	260
G/205/FS/VBB	262
G/305/FS/VBB	261
G/500/RS/VBB	10
G/500/RS/VBB	263
G/CARD/LOCK	265
G/CARD/STATION	265
G/CLS	264
G/CLS/500	264
G/DP	264
G/RAIL-C	290
G/SB	265
GC005	405
GC010	405
GC015	405
GH005	102
GH015	102
GMBH/15	67
GMBH/15	101
GMBH/15	427
GMBH/WM	101
GP005	185
GP015	185
GP025	185
GP035	185
I	
IS/P/2H/H/SP	208
IS/P/2H/SP	208
IS/P/4H/H/SP	208
IS/P/4H/SP	208
IV001	213
IV002	213
M	
MC/DIV	151
MC/JK/1870	151
MC/JK/870	151
MC/L/1870/7S5D	149
MC/L/1870/FS	149

MC/L/1870/FSD	149
MC/L/870/3S2D	148
MC/L/870/FS	148
MC/R/1870/7S5D	149
MC/R/1870/FS	149
MC/R/1870/FSD	149
MC/R/870/3S2D	148
MC/R/870/FS	148
MC/ST	150
MRT/FL/L	246
MRT/FL/L/CAM	246
MRT/FL/L/EPB	246
MRT/FL/S	246
MRT/FL/S/CAM	246
MRT/FL/S/EPB	246
MRT/TR/1B	248
MRT/TR/1B/CAM	248
MRT/TR/1B/EPB	248
MRT/TR/2B/DUO	249
MRT/TR/2B/EXT	249
MRT/WA/L/CAM	238
MRT/WA/L/EPB	238
MRT/WA/M/CAM	238
MRT/WA/M/EPB	238
MRT/WA/S/CAM	238
MRT/WA/S/EPB	238
MRW/LHNR/S	243
MRW/LHR/S	242
MRW/WA/1D/OC/CAM	240
MRW/WA/1D/OC/EPB	240
MRW/WA/1D/XP/CAM	240
MRW/WA/1D/XP/EPB	240
MRW/WA/2D/CAM	240
MRW/WA/2D/EPB	240
MRW/WA/2D/OC/CAM	241
MRW/WA/2D/OC/EPB	241
MRW/WA/2D/XP/CAM	241
MRW/WA/2D/XP/EPB	241
MRW/WA/4D/CAM	241
MRW/WA/4D/EPB	241
MS/C4	86
MS/S3	87
MS/S4	87
MT/1/6F	59
MT/1/6F	132
MT/1/6F	378
MT/LHNR/S	123
MT/LHR/S	122
MT100	120

MT100CL	120
MT110	120
MT110CL	120
MT120	120
MT120CL	120
MT130	119
MT140	119
MT150	119
MT220	121
MT220CL	121
MT230	121
MT230CL	121
MW005	277
MW010	297
MW015	297
O	
OBL/BE0/GW/S	30
OBL/BE1/GW/S	30
OBL/GW0/SP/S	30
OBL/GW1/SP/S	30
OBP/SP/S	28
OCL/BE0/GW/S	31
OCL/BE1/GW/S	31
OCL/GW0/SP/S	31
OCL/GW1/SP/S	31
OCP/SP/S	28
OP/431	418
OP/432	418
OP/631	418
OP/632	418
P	
PC/1000/ST	150
PC/300/ST	150
PC/500/ST	150
PC/600/ST	150
PC/800/ST	150
PC/RLBF	151
PC/RLBS	151
PC1036	138
PC1036/FS	142
PC1036/FS/IND	143
PC1036/FS/IND/LX	143
PC1036/FS/LX	142
PC1036/IND	139
PC1036/IND/LX	139
PC1036/LX	138
PC1039	138
PC1039/FS	142
PC1039/FS/IND	143


PC1039/FS/IND/LX	143
PC1039/FS/LX	142
PC1039/IND	139
PC1039/IND/LX	139
PC1039/LX	138
PC336/FS	140
PC336/FS/LH	140
PC336/FS/LH/LX	140
PC336/FS/LX	140
PC536	136
PC536/FS	140
PC536/FS/LH	140
PC536/FS/LH/LX	140
PC536/FS/LX	140
PC536/LH	136
PC536/LH/LX	136
PC536/LX	136
PC539	136
PC539/FS	140
PC539/FS/LH	140
PC539/FS/LH/LX	140
PC539/FS/LX	140
PC539/LH	136
PC539/LH/LX	136
PC539/LH/MDS	144
PC539/LH/MDS/LX	144
PC539/LX	136
PC539/MDS	144
PC539/MDS/LX	144
PC636	136
PC636/FS	140
PC636/FS/LH	140
PC636/FS/LH/LX	140
PC636/FS/LX	140
PC636/LH	136
PC636/LH/LX	136
PC636/LX	136
PC639	136
PC639/FS	140
PC639/FS/LH	140
PC639/FS/LH/LX	140
PC639/FS/LX	140
PC639/LH	136
PC639/LH/LX	136
PC639/LH/MDS	144
PC639/LH/MDS/LX	144
PC639/LX	136
PC639/MDS	144
PC639/MDS/LX	144

PC836	138
PC836/FS	142
PC836/FS/IND	143
PC836/FS/IND/LX	143
PC836/FS/LX	142
PC836/IND	139
PC836/IND/LX	139
PC836/LX	138
PC839	138
PC839/FS	142
PC839/FS/IND	143
PC839/FS/IND/LX	143
PC839/FS/LX	142
PC839/IND	139
PC839/IND/LX	139
PC839/LX	138
PC905	151
PCB	151
PE/30	156
PL005/BD	409
PL010/BD	409
PL015/BD	409
PL020/BD	409
PL025/BD	409
PL030/BD	409
PL035/BD	409
PL040/BD	409
PL045/BD	409
PL050/BD	409
PL055/BD	409
PL060/BD	409
PL065/BD	409
PL070/BD	409
PL075/BD	409
PL080/BD	409
PL085/BD	409
PL090/BD	409
PL095/BD	409
PL100/BD	409
PL105/BD	409
PL110/BD	409
PL115/BD	409
PL120/BD	409
PL125/BD	409
PL130/BD	409
PL135/BD	409
PL140/BD	409
PL145/BD	409
PL150/BD	409

PL900	409	RD/B5/SS	105	SAC/FS/4	154	SS/40/MS	104	WT/6/2/MS	217
PL905	409	RD/U5/SS	105	SB/221	156	SS/48/3	101	WT/6/2/PL/MS	217
PL910	409	RD1	85	SB/321	156	ST/340/UN	396	WT/6/2/PL/SS	216
PL915	409	RD2L	85	SB/421	156	ST/690/UN	396	WT/6/2/SS	216
PL920	409	RD2R	85	SBH/15	67	ST/690/UN/T	396	WT/6/MS	217
PL925	409	RD3	85	SBH/15	427	STSS/690/UN	398	WT/6/PL/MS	217
PMH005	100	RFID125/MC	27	SBH/WM	103	STSS/690/UN/T	398	WT/6/PL/SS	216
PS/M/HC/4H	206	RFID125/PC	27	SBKSL/1	415	T		WT/6/SS	216
PS/M/SC/4H	206	RFID125/SC	27	SBKSLH/1	415	TBIN4/MS	60	WT/7/MS	219
PS/P/HC/4H	204	RFID125/UC	27	SBS/2	412	TBIN4/MS	293	WT/9/2/MS	218
PS/P/SC/4H	204	RFID1356/PC	27	SBSA/1	413	TBIN4/SS	60	WT/9/2/PL/MS	218
PT/LHNR/S	131	RFID1356/SC	27	SBSA/2	413	TBIN5/MS	60	WT/9/MS	218
PT/LHR/S	130	RFID1356/SF	27	SBSL/1	415	TBIN5/MS	293	WT/9/PL/MS	218
PT050	394	RFID1356/UC	27	SBST/2	412	TBIN5/SS	60	WT/BODY/TRAY	91
PT110	394	RFID1356/UF	27	SC/DIV	403	TBIN6/MS	60	WT/CBOARD	288
PTD/EPB/A18C12	126	RPT	23	SC/JK/1870	403	TBIN6/MS	293	WT/CYL/D/E	289
PTD/EPB/BP9	127	S		SC/L/1870/7S5D	402	TBIN6/SS	60	WT/CYL/F	289
PTD/EPB/LP24	126	SA005	133	SC/L/1870/FS	402	TH	23	WT/DEFIB	288
PTD/EPB/NC56	128	SA025	133	SC/L/1870/FSD	402	TS/PH/VVMA	176	WT/DT	289
PTD/EPB/PA32	124	SA040	155	SC/R/1870/7S5D	402	TS/PH/VVMA	256	WT/SPS	288
PTD/HSB/A18C12	126	SA040/CL	155	SC/R/1870/FS	402	U		WT200	286
PTD/HSB/BP9	127	SA045	155	SC/R/1870/FSD	402	UB/9	103	WT210	286
PTD/HSB/LP24	126	SA045/CL	155	SC020	404	UB005	103	WT250	286
PTD/HSB/NC56	128	SAC/213/B	153	SC025	404	UB010	103	Z	
PTD/HSB/PA32	124	SAC/213/B/CL	153	SC040	404	V		ZP005	115
PTS/115	395	SAC/213/B/CL/VP	153	SC045	404	VH/950	90	ZP010	70
PTS/115/M	395	SAC/213/B/VP	153	SEP/DIS	378	VH/950/LBT	90		
PTS/EPB/BP6	127	SAC/213/S	152	SEP/L	379	W			
PTS/EPB/DR6	125	SAC/213/S/CL	152	SEP/LH	379	WT/11/MS	220		
PTS/EPB/LA16	126	SAC/213/S/CL/VP	152	SEP/SBH	377	WT/13/MS	219		
PTS/EPB/PA24	124	SAC/213/S/VP	152	SEP/TIG01	379	WT/33/SS/2	183		
PTS/HSB/BP6	127	SAC/313/B	153	SEP/USBBMP	377	WT/33/SS/2/ZP005	183		
PTS/HSB/DR6	125	SAC/313/B/CL	153	SEPS/6/EPB	376	WT/33/SS/3	183		
PTS/HSB/LA16	126	SAC/313/B/CL/VP	153	SEPS/6/HSB	376	WT/33/SS/3/ZP005	183		
PTS/HSB/PA24	124	SAC/313/B/VP	153	SKC100	407	WT/37/2	182		
R		SAC/313/S	152	SKC100/CL	407	WT/37/2/ZP010	182		
R/BAG/BLUE	221	SAC/313/S/CL	152	SKC20	407	WT/37/3	182		
R/BAG/GREEN	221	SAC/313/S/CL/VP	152	SKC20/CL	407	WT/37/3/ZP010	182		
R/BAG/GREY	221	SAC/313/S/VP	152	SKC21/TRAKA	406	WT/42	222		
R/BAG/ORANGE	221	SAC/413/B	153	SKC30	407	WT/42/COVER	222		
R/BAG/RED	221	SAC/413/B/CL	153	SKC30/CL	407	WT/42/FBD	222		
R/BAG/WHITE	221	SAC/413/B/CL/VP	153	SKC48	407	WT/48/COVER	226		
R/BAG/YELLOW	221	SAC/413/B/VP	153	SKC48/CL	407	WT/48/COVER/TBAR	226		
R/C/T	244	SAC/413/S	152	SKC64	407	WT/48/FBD	226		
R/C/TH	244	SAC/413/S/CL	152	SKC64/CL	407	WT/48/FBD/TBAR	226		
RC/2	104	SAC/413/S/CL/VP	152	SR	114	WT/50/COVER	224		
RC/2/15	104	SAC/413/S/VP	152	SS/22/1	418	WT/50/COVER/TBAR	224		
RC/5	104	SAC/FS/2	154	SS/22/2	418	WT/50/FBD	224		
RC/5/15	104	SAC/FS/3	154	SS/36	102	WT/50/FBD/TBAR	224		


Paint

Painted surfaces should be cleaned using a soft damp cloth & polished dry. Do not use an abrasive cloth. Persistent exposure to wet or humid conditions could result in rust marks & / or cause the paint to lift. Concentrated bleach, synthetic detergents, solvents, wax polishes or aerosol sprays should not be used.



Melamine


Melamine should be cleaned using a soft damp cloth & polished dry. Do not use an abrasive cloth. Concentrated bleach, synthetic detergents, solvents, wax polishes or aerosol sprays should not be used.




*minimum order volumes apply

Vinyl


Vinyl - Ambla New Richmond in Colour



Vinyl - Camira Vita



Vinyl - Spradling Valencia™ C5



Care & Cleaning

Vinyl's are resistant to most mild acids, alkalis, drinks & household stains. Clean with a damp, soapy cloth & rinse well with clean water. Dry the surface thoroughly. A soft brush with soapy water may be used to remove stubborn stains. Ensure surfaces are then rinsed & dried. Do not use solvents, bleaches*, abrasives, synthetic detergents, wax polishes or aerosol sprays. Disinfectants may be used in dilution as specified by their manufacturers.

* Chlorine Releasing Agents: Levels of 1-10,000 parts per million should pose no problems as long as the material does not endure long soakings at the higher concentrations. Rinse well with clean water. These include Haz-Tabs & other disinfectants commonly used in hospital infection control programmes. Surfaces are NaDCC compatible.


Fabric

Fabric - Camira Advantage


Vacuum regularly. Wipe clean with a damp cloth or shampoo using proprietary upholstery shampoo.




FRD
Red



FCT
Cobalt




FAC
Aztec



FKR
Kingfisher



FGE
Granite



FBK
Black

Fabric - VP Multi-Way Stretch

Wipe with mild detergent. Wash or dry clean using detergent up to 75°C. For disinfection use sodium hypo-chlorite at no more than 1,000 parts per million of active chlorine. Do not use biological or phenolic-based cleaners. Wash & dry completely. Some surface wrinkling may occur.



VPNB
Navy Blue



VPBE
Beige



VPGY
Grey



VPBL
Black



VPBU
Burgandy



VPGR
Green

Panaz Patternistas for Children


Vacuum regularly. Wipe clean with a damp cloth. Can be cleaned with water based proprietary cleaners & 5% sodium chlorite bleach solution, Haz-Tabs or Chlor-Clean.



SAVL
Savanna
Lavender

Plastic Seat Shells

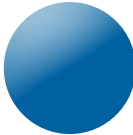
Plastic should be cleaned using a soft damp cloth & polished dry. Do not use abrasive cloth. Concentrated bleach, synthetic detergents, solvents, wax polishes or aerosol sprays should not be used.



SYW
Yellow




SLE
Lime




SON
Ocean



SSY
Sky




SFE
Flame



SMY
Mulberry



SWE
White



SRD
Red



SSE
Slate



SOX
Onyx

Technical Information

Dimensions & Weight

- Dimensions are stated in millimetres (width x depth x height)
- Weights are stated in kilograms
- Please ensure you are aware of the item size & weight prior to ordering

Castors

- All castors are fitted with non-marking tyres (with exception of some anti-static versions)
- Anti-static castors can be identified by either a yellow mark on the edge of the tyre, or where twin wheel castors are used, a different colouration to the tyre (the result of the addition of a conductive material)
- Castors & wheel bearings do not require specific maintenance other than regular cleaning
- The use of oil will breakdown the grease applied to the bearings, reducing the life of the castor
- We recommend that fittings are checked regularly & re-tightened as required
- Where anti-static castors are fitted, we recommend that the tyre is periodically cleaned to remove any dirt that may have built up. This will ensure a good contact between the tyre & the floor

Locks & Keys

- Locks should operate smoothly. If they do not, please arrange urgent attention, & where necessary, obtain a replacement
- Locks require minimal maintenance & should only be lubricated using a dry lubricant such as graphite which can be purchased from most locksmiths (NEVER USE OIL)
- When ordering replacement locks or keys, please ensure that the product code & any letters / numbers from the key & lock are available

Paint

- We only use lead free epoxy polyester powder paint
- Where possible colours are applied in special booths to allow for overspray to be recycled
- Alternative colours are available at additional cost

Stainless Steel

- We use 304 & 430 grade stainless steel
- Grade 304 is non-magnetic & used on products which are not painted
- Grade 430 is magnetic & will be subsequently painted
- Please note that the term 'stainless' is not entirely accurate, as certain chemicals can 'eat' into the surface. In particular, 'iodine' which can badly corrode / stain, & as a result should not be used as a cleaning agent. Stainless steel products should always be dried after cleaning to reduce staining

Wood & Melamine

- We only use FSC accredited materials. This provides assurances that the material is produced from well-managed forests & / or recycled materials
- Edges are protected with 2mm ABS edging or sealed with varnish
- Melamine panels offer some resistance to water penetration under normal usage
- We only use water-based adhesives & varnishes

Upholstered Panels & Fabrics

- Vinyl upholstered panels are manufactured from 'Flame Retardant' materials, independently tested to BS 5852: 2006 Ignition Source 5, BS EN 1021-1: 2006, BS EN 1021-2: 2006 & BS 7176: 2007 Medium Hazard. Standard vinyl colours also contain an anti-microbial compound within its construction, which constantly migrates to the surface to replenish any material which is removed by cleaning or general usage
- Fabric upholstered panels are manufactured from 'Flame Retardant' materials, independently tested to BS EN 1021-1:2006, BS EN 1021-2:2006 & BS 7176: 2007 Low & Medium Hazard
- Curtain screens are manufactured from 'Flame Retardant' materials, independently tested to BS 5438: Part 2

Electric Columns & Actuators

- Electric columns & actuators comply with EMC Directive 2014/30/EU, Low Voltage Directive 2014/35/EU & RoHS2 Directive 2011/65/EU

Medical Devices

Where applicable, Hospital Metalcraft product is marked with the CE symbol to demonstrate compliance with the essential requirements of any European Directives (& transposing regulations) that may apply & for which a Declaration of Conformity is held. Hospital Metalcraft is registered with the MHRA (Medicines & Healthcare Regulatory Authority) in connection with product classified as 'Class 1 Medical Devices' for purposes of the Medical Devices Directive (93/42/EEC) with the registration number CA001358.

WEEE Regulations

Hospital Metalcraft meets its obligations as a business-to-business producer of Electrical and Electronic Equipment (EEE) through:

- Membership of the Veolia Environmental Services WEEE, (Waste Electrical & Electronic Equipment), Producer Compliance Scheme (Registration No. WEE/KE0677RX)
- Marking EEE placed on the market by Hospital Metalcraft with the mandatory crossed out wheeled bin symbol & Bristol Maid™ logo
- Making information available (for EEE placed on the market after April 2007), to assist those engaged in treatment, recovery & recycling activities
- Arranging for the collection, treatment, recovery & environmentally sound disposal of obligated WEEE

WEEE Regulations

Bristol Maid™ products are designed & manufactured to cater for the demands of the healthcare environment, with the majority (under normal conditions) providing many years of trouble-free service. Where annual maintenance or periodic inspections are required, we can offer comprehensive planned preventative maintenance through either a scheduled service contract or call out by our own trained Engineers. For your peace of mind & continued product reliability, please contact our customer service team for details on the following services.

- Preventative maintenance contracts & packages
- Supply of spare parts
- Site audit & equipment recommendations

Cleaning Guidance & Instructions

Cleaning Guidance & Instructions

The maintenance of high standards of cleanliness on all surfaces & equipment is a crucial factor in the prevention & control of infection. Whilst all dust, dirt & moisture can harbour infection, the key risks are associated with contamination arising from contact with blood, body fluids, mucous membranes & damaged skin. In all cases surfaces, must be thoroughly cleaned & disinfected in order to destroy any pathogenic micro-organisms.

Bristol Maid products have been designed for use in demanding environments. Guidance & instructions can be found at - <https://bristolmaid.com/cleaning-instructions>.



Meet The Team

Sales Director



Ian Farnfield
01258 451338
ifarnfield@bristolmaid.com

National Sales Manager



Steve Poller
07711 095899
spoller@bristolmaid.com

Technical Services Manager



Paul Open
popen@bristolmaid.com

Sales Support



Eric Hornby
Sales Support Engineer (North)
07702 000953
ehornby@bristolmaid.com

Customer Services



Sammy Foord
Customer Service Team Leader
sfoord@bristolmaid.com



Mark Champion
Assistant Customer Service Team Leader
mchampion@bristolmaid.com



Sam Symes
Export Customer Service Coordinator
ssymes@bristolmaid.com



Courtney Webb
Customer Service Coordinator
cwebb@bristolmaid.com



Emma Welch
Customer Service Coordinator
ewelch@bristolmaid.com



Maria Hesketh
Customer Service Coordinator
mhesketh@bristolmaid.com



Kezia Moss
Customer Service Coordinator
kmoss@bristolmaid.com



Milly Cooney
Customer Service Coordinator
mcooney@bristolmaid.com

Area Sales Representatives



Scotland & N.Ireland

Ian Farnfield
01258 451338
scotland@bristolmaid.com



Republic of Ireland & Export

Dave Morton-Jones
+44 (0)1258 484468
export@bristolmaid.com



North

Alan Tyrrell
07790 916052
nwest@bristolmaid.com



Midlands

Ian Newbould
07500 039301
midlands@bristolmaid.com



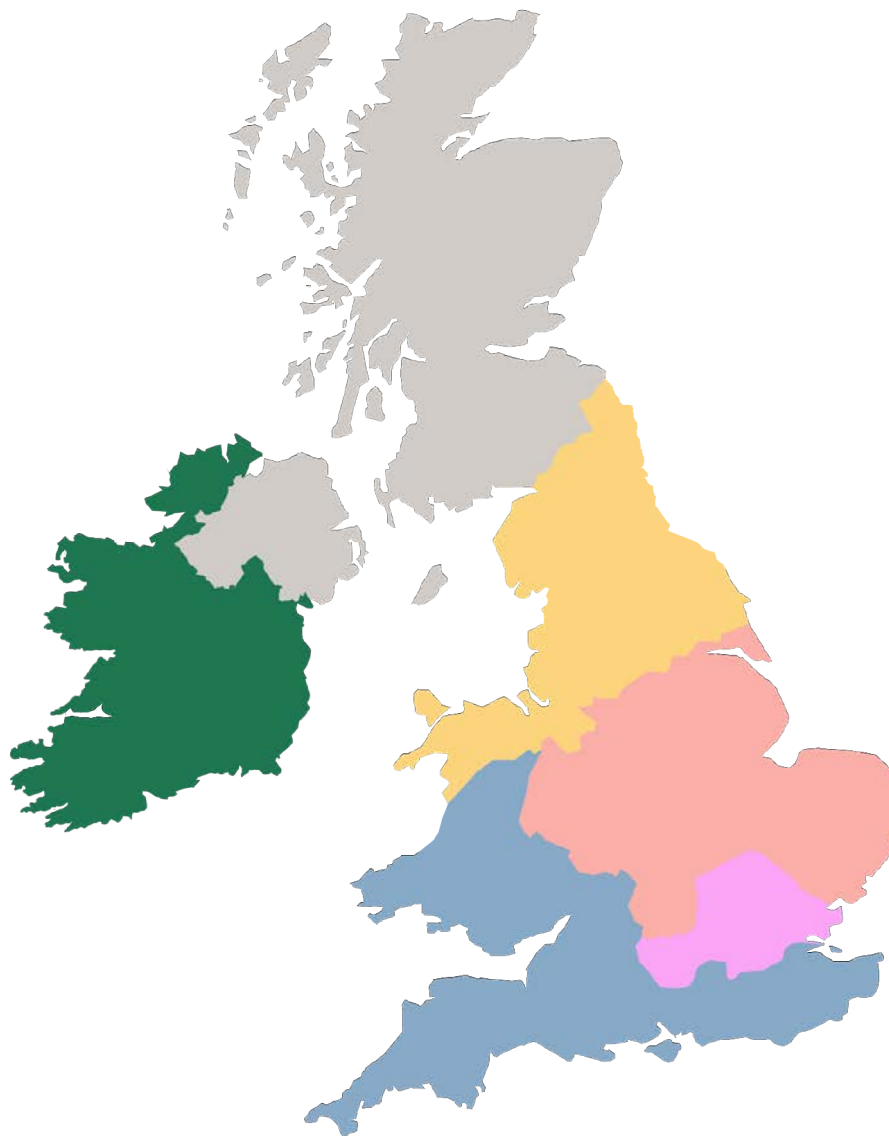
London

Chris Davis
07725 543862
london@bristolmaid.com



South & South West

Steve Poller
07876 441477
sswest@bristolmaid.com



Manufacturing Medical Furniture & Equipment Since 1953

With over 65 years of experience, Bristol Maid is a leading manufacturer and supplier of medical furniture & equipment.

From design and manufacture to supply and installation, Bristol Maid has a reputation for providing high product quality, excellent customer service and value for money.

We take pride in working in close partnership with our customers applying innovative design and technology to deliver effective solutions for today while anticipating the needs of tomorrow.



Hospital Metalcraft Limited
Blandford Heights, Blandford Forum,
Dorset. DT11 7TG, UK

Tel: +44 (0) 1258 451338
Fax: +44 (0) 1258 455056
sales@bristolmaid.com

www.bristolmaid.com

MKT-240223-245-1

