

**Bristol Maid™**  
Hospital Metalcraft™ Limited



# 2025 Product Catalogue



Website QR Code



Manufacturing High Quality Medical Furniture Since 1953

## Medical Furniture & Equipment

Founded in 1953, Bristol Maid has been manufacturing and supplying medical furniture & equipment for over 70 years. From design and manufacture to supply and installation, Bristol Maid has a reputation for providing high product quality, excellent customer service and value for money. We take pride in working in close partnership with our customers to deliver effective solutions based on innovative design and technology that will meet the demands of today while anticipating the solutions for tomorrow.

Our highly trained staff are experienced in every aspect of customer support, from simple product selection to bespoke technical solutions, from on-site audits to complex project management arrangements, according to our customers' needs. Bristol Maid's commitment to quality is based on years of experience working with healthcare professionals in an exacting and regulated environment and is supported by an ISO 9001:2015 quality management system that is registered with a UKAS accredited certification body.

If you require further assistance, please do not hesitate to contact our Customer Service team who are here to help or can arrange for your Regional Sales Representative to visit and help find a solution that best suits your requirements.





## Family Business

Hospital Metalcraft Ltd is a family company. We own our factory, production lines and delivery lorries. We take pride in investing in our staff and the development of new product ranges.



## Healthcare Focused

Our extensive portfolio covers almost every discipline, we have solutions to cater for the demands of the healthcare environment.



## Manufactured in the UK

Hospital Metalcraft is proud to be a British manufacturing success story. Strict quality criteria are applied to both the Bristol Maid product range designed and produced within our own manufacturing facility, and complementary equipment from carefully selected partners.



## Delivered using our Own Lorries

Wherever possible we use our own fleet of lorries to ensure that your equipment arrives safe and secure.



## The Best Quality

With over 70 years experience, we are focused on the design and manufacture of high-quality products which will create value for our customers. With a worldwide customer base, the Bristol Maid brand is recognised by many thousands of satisfied customers.



## Approved Supplier

We are an accredited NHS and public sector accredited supplier. This allows you to buy with confidence knowing your requirements for compliant and competitive tendering has already been met.



## Support you Can Rely On

Our external sales representatives, sales support engineers and customer service team are here to help you at every stage, from advice with product selection, managing the delivery of your order through to full service and repair support.

## How to Order

- Orders are required in writing. Should you wish to order over the phone, payment is required in full (debit or credit card). Alternatively, we can issue a pro-forma invoice, payment is required in full prior to manufacture
- Orders should be submitted as an 'official purchase order' on company headed paper with all information clearly displayed
- Your order should contain the following information
  - Item No.
  - Description
  - Quantity
  - Delivery address
  - Invoice address
  - Full contact details, including name, email address, phone & fax numbers
- Where a quotation has been issued, please reference this to ensure any agreed discounts are applied
- Item codes & descriptions in this catalogue supersede all previous editions
- A full price list can be requested from our website
- Payments can be made by bank transfer, credit or debit card
- If you are a new customer, the first three orders will be processed on a pro-forma basis, paid in full prior to manufacture & delivery, after which a credit account may be applied for
- For our terms and conditions refer to [www.bristolmaid.com](http://www.bristolmaid.com)
- For further information and assistance, please contact our customer services team on +44 (0)1258 484455

## Payment Options

### BACS

- Payments to: HSBC Bank PLC
- Sort Code: 40-12-18
- Account Number: 11044052

### Credit or Debit Card

- Major credit cards accepted  
(with exception of American Express)



**NHS**  
**Shared Business Services**  
FRAMEWORK AGREEMENT SUPPLIER



+44 (0)1258 484455



Monday to Friday - 8:30am - 5:00pm



Blandford Heights, Blandford Forum  
Dorset, DT11 7TG, UK

## Your Partner for Healthcare Equipment & Furniture

Through many years experience we can support you with the facilitation and project management of tenders and contracts.

- Specifying Requirements - We will analyse your needs to identify products that meet your requirements
- Product Demonstrations - We will allow you the opportunity to gain 'hands on' experience of our products to ensure that it is suitable for your needs
- Project Planning - We will work with you and your team to identify any constraints and agree delivery phasing to ensure that we are able to fully meet your expectations
- Scheduled Deliveries - We will deliver your order using our own transport to an agreed delivery schedule and, if agreed place the product and remove any packaging
- Installation & Commissioning - The majority of the products that we supply requires no installation or commissioning, however we can provide this where it is required
- Training - We can supply training to ensure that the products are used and maintained in the correct manner
- Full Service & Repair Support - Bristol Maid branded products are designed and manufactured to meet the demands of everyday use, which under normal conditions should provide many years of trouble-free use. However, there are times where attention is required due to wear and tear or misuse
- Maintenance Contracts - Peace of mind service contracts to ensure that your product is periodically checked, and where necessary adjustments and repairs are made
- Site Audit & Equipment Recommendations - We will support you with site and equipment audits

## Custom Design & Manufacture

Whether it is a trolley that is slightly lower, a work surface that is slightly larger, a cabinet that must fit into a specific space or a unique colour scheme on a bedside cabinet, we recognise that our standard product range may not always be able to provide a product that meets your specific requirements.

If you require a unique product, please contact us so we can work together to develop a solution that will exactly match your needs. Our design capability allows us to provide everything from minor product specification changes through to a full design & development service.

## NHS & Public Sector Accredited Supplier

Public sector organisations can take advantage of our nationally agreed discounts through the NHS Supply Chain, Shared Business Services, National Services Scotland, and HSC Business Services. Buy with confidence knowing your requirement for compliant and competitive tendering has already been met.

### NHS Supply Chain

Medical Healthcare Furniture - Ref: 2020/5 252-638069

### National Services Scotland

Medical Ward Equipment - Ref: NP846/21

### Shared Business Services

Design, Furniture & Appliances 2 - Ref: SBS10246

### HSC Business Services

Clinical Trolleys & Equipment - Ref: 3330590

## Bariatric Equipment

Folding Wheelchairs	8
Portering Chairs	10
Shower / Commode Chairs	12
Patient Seating	14

## Bedside Cabinets & Overbed Tables

Polymer Bedside Cabinets	18
Bedside Cabinets	20
Bedside Cabinets & Wardrobe Combinations	21
Polymer Overbed & Overchair Tables	28
Melamine Overbed & Overchair Tables	30

## Caretray Trolleys & Racks

Stainless Steel, Low Level Trolleys	34
Stainless Steel, Standard Level Trolleys	36
Stainless Steel, High Level Trolleys	38
Stainless Steel, Mobile Racks	40
Stainless Steel, Static Racks	42
Mild Steel, Low Level Trolleys	44
Mild Steel, Standard Level Trolleys	46
Mild Steel, High Level Trolleys	48
Mild Steel, Mobile Racks	50
Mild Steel, Static Racks	52
Options / Accessories	54

## Chart Trolleys, Workstations, Room Dividers & Screens

Caretray Trolleys - Chart	76
Fixed Height Workstations	78
Variable Height Workstations	79
Room Dividers	80
Chart Boards	83
Document Holders	84
Solid Screens	85
Curtain Screens	87

## Concealment Trolleys

Concealment Trolley - Variable Height	90
Concealment Trolley - Variable Height, Heavy Duty	91

## Cylinder Storage & Transportation

Cylinder Trolley - F/G Size	94
Cylinder Trolleys - J Size	94
Bulk Transportation Trolleys	95
Cylinder Trolley - E, CD/D Size	96
Wall Brackets & Cylinder Holders	97

## Dispensers, Holders & Racks

Glove & Apron Dispensers	100
Glove & Mask Box Holders	102
Syringe Dispensers	105
Sharps Box Holders	105
Tilt Bins	106
Alcohol Gel Holders	106
Urine Bottle & Catheter Bag Holders	107
Catheter Racks	108
Drainage Racks	109

## Dressing / Instrument Trolleys

Removable Shelves - Stainless Steel	112
Removable Shelves - Mild Steel	113
Fixed Shelves - Sides Up, Stainless Steel	114
Fixed Shelves - Sides Down, Stainless Steel	115
Drawer Units	117
Options & Accessories	118

## Drug & Medicine Dispensing

Dispensing Trolleys	122
Dispensing Trolleys - Laptop Holders	126
Pharmacy Trolleys	128
Pharmacy Trolleys - Laptop Holders	134
Security Clamp	136
Distribution Trolleys	137

## Drug & Medicine Storage

Drug & Medicine Cabinets - Shelves & Door Shelves	140
Drug & Medicine Cabinets - Deep Shelves	144
Drug & Medicine Cabinets - Blister Pack (MDS)	148
Auditable Access Control for Medicines Management	149
Controlled Drug Cabinets	150
Drug & Medicine Cupboards	152
Options	154
Patients / Residents Own Medication Cabinets - Self Administration	156
Patients / Residents Own Medication Cabinets - Blister Pack (MDS)	157
Tablet Counter	160
Storage Boxes	161

## Examination & Surgical Lighting

Surgical Lighting	164
Minor Surgical & Examination Lighting	165
Examination Lighting	167
Illuminated Magnifier	172

## Examination, Treatment Couches & Chairs

Examination & Treatment Couches - Variable Height	176
Examination & Treatment Couches - Fixed Height	180
Couch Steps & Leg Rests	181
Examination & Treatment Couches - Variable Height, Bariatric	184
Examination & Treatment Chairs - Variable Height	188
Examination & Treatment Chairs - Variable Height, Bariatric	189
Options	190

## General Purpose Trolleys

Stainless Steel - Heavy Duty	196
Stainless Steel - Light Duty	197
Polymer - Shallow Shelves	198
Polymer - Deep Shelves	199
Chrome, Wire Shelves	200
Mild Steel, Melamine Shelves	201

## HTM71 Storage Solutions

ScanCell® Carts	204
Distribution Trolleys	209
Open Transfer / Transport Trolleys	211
HTM71 Racking	212
HTM71 High Density Racking	214
Trays, Baskets, Dividers & Accessories	216

## Infusion & Pump Stands

Mobile Pump Stands	222
Mobile Infusion Stands	226
Clamping Infusion Stands	231
Wall Mounted Infusion Holders	231

## Linen Trolleys & Bags

Soiled Linen Trolleys	234
Linen Trolleys	237
Hamper Trolleys	238
Soiled Linen Bags	239
Clean Linen Trolleys	240

## Maternity Equipment

Baby Crib - Variable Height, Battery Operation	248
Baby Crib - Variable Height, Gas Strut Operation	250
Baby Crib - Fixed Height	252

## Medical Measuring Systems & Scales

Baby Scales	256
Paediatric Measuring Systems	264
Flat Scales	272
Measuring Stations	278
Column Scales	284
Height Measuring Systems	288
Handrail Scales	296
Multifunctional & Wheelchair Scales	298
Chair Scales	304
ECG Machines	308
ECG Accessories	314

## Medical Records

Medical Records Trolleys - Ward	320
Medical Records Workstations - Ward	322
Laptop Holders	324
Carefile Filing Pockets	326
Medical Records Trolleys - Filing	328
Medical Records Trolleys - Transfer	330

## Mobile Computer Carts & Roll Stands

Laptop Carts	334
VESA Carts	338
Options / Accessories	343
Caretray Trolley - Laptop	347
Roll-Stand	348
Point of Care Cart	349

## Patient Handling

Passive Lifts	352
Active Stand Aids	358
Patient Handling Belts	362

## Pharmacy & Vaccine Refrigeration

Pharmacy & Vaccine Refrigeration	374
Advanced Pharmacy Refrigeration	376
Pharmacy & Vaccine Carriers - Portable	377

## Phlebotomy

Caretray Trolley - Phlebotomy	380
Phlebotomy Chairs - Variable Height, Bariatric	383
Phlebotomy Chair, Variable Height	384
Phlebotomy Chair, Fixed Height	387

## Portering Chairs

Portering Chairs - Rear Steer	390
Portering Chairs - Front Steer	391
Portering Chairs - Rear Steer, Bariatric	393
Options & Accessories	394

## Procedure Trolleys & Carts

Caretray Trolley - Anaesthesia	398
Caretray Trolley - Cast	399
Caretray Trolley - Critical Care	400
Caretray Trolley - Infection	401
Caretray Trolley - IV Preparation	402
Caretray Trolley - Medical / Surgical	403
Caretray Trolley - Plaster	404
Caretray Trolley - Vaccination	405
Caretray Trolley - Basics	406
Mobile Workstation - Mild Steel, Low Level	407
Procedure Carts - Polymer, Metro Flexline™	408
Procedure Carts - Polymer, Metro Starsys™	410
Procedure Carts - Polymer, Metro Basix™	412

## Resuscitation Trolleys & Carts

Resuscitation Trolleys - Mild Steel	416
Caretray Trolley - Resuscitation	422
Resuscitation Carts - Polymer, Metro Lifeline™	424
Resuscitation Carts - Polymer, Metro Flexline™	426
Airways / Difficult Intubation Trolley - Mild Steel	428
Caretray Trolley - Airways / Difficult Intubation	429

## Sackholders & Waste Bins

Removable Body Bins	432
Free Standing Sackholders	437
Fixed Body Sackholders - Plastic	438
Removable Body Sackholders - Plastic	439

## Seating Solutions

Task Chairs	442
Premium Task Chairs	450
Patient Seating	454
Soft Seating & Reception	478
Functional Seating	490
Technical Seating	502

## Sepsis Trolleys

Sepsis Trolleys	522
Options & Accessories	523
Caretray Trolley - Sepsis	526

## Shelving & Racking Solutions

Polymer Racking - MetroMax I®	530
Polymer Racking - MetroMax Q®	532
Zinc Chrome Racking - Olympic®	534
High Density Storage - Top-Track®	536
High Density Storage - qwikTRAK®	537
Sterile Container Storage	539

## Specialist Seating

Surgery Chair, Support, Plus	542
Surgery Chair, Support	544

## Sterile Services Equipment

Preparation Tables - Variable Height	
Preparation Tables - Fixed Height	548
Sterile Supplies Trolleys - UN3291 Certified	549
Sterile Supplies Trolleys - UN3291 Certified, Trolley Washer Compatible	550
	553

## Storage Cupboards, Cabinets & Lockers

Storage Cupboards	556
Storage Cabinets	558
Key Cabinets	560
Hazardous Substance Cabinets	562
COSHH Cabinets	564
Personal Effects Lockers	566

## Theatre Equipment

Bowl Stands	570
Bucket Stands	573
Instrument Trolleys	574
Mayo Tables	576
Operating Platforms	576
Suture Storage Trolleys	577

## Therapy Chairs

Dialysis Chair - Sensa i	580
Dialysis Bed Chair - Silovo	582
Chemotherapy Chair - Sensa Flex	584

## Workstations & Speciality Storage

Workstations	588
Storage Units	589
Catheter Storage Units	590



# Bariatric Equipment



Folding Wheelchair - Bariatric, Minimax Disc	8
Folding Wheelchair - Bariatric, Minimax Push Motor	9
Portering Chair - Bariatric, Rear Steer, Sliding Footrest	10
Shower Commode Chair - Bariatric, Mobile	12
Shower Commode Chair - Bariatric	13
Patient Seating - Bariatric, Wooden Frame	14
Patient Seating - Bariatric, Steel Frame	15

# Folding Wheelchair - Bariatric, Minimaxx / Disc



## Features

- Rigid folding mechanism
- Powder coated chromium molybdenum steel frame
- Low seat height to assist access
- Viscoelastic foam cushion with two-way stretch vapour permeable incontinence cover & non-slip base
- Padded push handles to assist the porter
- Puncture proof wheels & castors
- Parking brakes as standard / optional disc brake for improved control
- Side / width adjustable polyurethane moulded footrests, 100kg capacity
- Maximum capacity 325kg

## Dimensions (w x d x h)

- Minimaxx / Disc 610mm - 850 x 1100 x 990mm
- Minimaxx / Disc 710mm - 950 x 1100 x 990mm
- Seat Width - 610 / 710mm
- Seat Depth - 460mm
- Seat Height - 430mm
- Backrest Height - 510mm

## Options / Accessories

- 5X-0100-099-005 - Butterfly Armrests (pair)
- 5X-0100-099-006 - Angled Armrests (pair)
- 5X-0156-099-030 - Elevating Calf Support, Right Hand
- 5X-0156-099-031 - Elevating Calf Support, Left Hand
- 5X-0100-099-001 - Universal Table
- 5X-0100-099-020 - IV & O2 Holder, 100mm Dia

## Spares

- 5X-0230-061-045 - Viscoelastic Cushion with Incontinence Cover, 610mm
- 5X-0230-071-045 - Viscoelastic Cushion with Incontinence Cover, 710mm




5X-0100-061-000/K

Item	Description	Weight
<b>Minimaxx</b>		
5X-0100-061-000/K	Folding Wheelchair - Bariatric, Minimaxx, 610mm	27.0kg
5X-0100-071-000/K	Folding Wheelchair - Bariatric, Minimaxx, 710mm	27.5kg
<b>Minimaxx Disc</b>		
5X-0109-061-000/K	Folding Wheelchair - Bariatric, Minimaxx Disc, 610mm	28.0kg
5X-0109-071-000/K	Folding Wheelchair - Bariatric, Minimaxx Disc, 710mm	28.5kg



Universal Table



IV & O<sub>2</sub> Holder



Elevating Calf Support

# Folding Wheelchair - Bariatric, Minimaxx Push Motor

## Features

- Rigid folding mechanism
- Powder coated chromium molybdenum steel frame
- Low seat height to assist access
- Viscoelastic foam cushion with two-way stretch vapour permeable incontinence cover & non-slip base
- Padded push handles to assist the porter
- Puncture proof wheels & castors
- Parking brakes
- Side / width adjustable polyurethane moulded footrests, 100kg capacity
- Push motor to assist the porter, reduces the risk of sore shoulders & stress on wrists
- Compatible on flat surfaces up to 5°
- Operated using a control panel fitted to the handle, offering drive & reverse modes with speed control from 0.6-3.1mph
- One charge provides a range of 2.75miles
- Supplied with one removable battery & charger (battery must be removed from the unit when charging)
- Maximum capacity 325kg

## Dimensions (w x d x h)

- Minimaxx / Disc 610mm - 850 x 1100 x 990mm
- Minimaxx / Disc 710mm - 950 x 1100 x 990mm
- Seat Width - 610 / 710mm
- Seat Depth - 460mm
- Seat Height - 430mm
- Backrest Height - 510mm

## Options / Accessories

- 5X-0100-099-005 - Butterfly Armrests (pair)
- 5X-0100-099-006 - Angled Armrests (pair)
- 5X-0156-099-030 - Elevating Calf Support, Right Hand
- 5X-0156-099-031 - Elevating Calf Support, Left Hand
- 5X-0100-099-001 - Universal Table
- 5X-0100-099-020 - IV & O2 Holder, 100mm Dia

## Spares

- 5X-0230-061-045 - Viscoelastic Cushion with Incontinence Cover, 610mm
- 5X-0230-071-045 - Viscoelastic Cushion with Incontinence Cover, 710mm



5X-0110-061-000/K



Push Motor



Handle Mounted Control Panel

Item	Description	Weight
Minimaxx		
5X-0110-061-000/K	Folding Wheelchair - Bariatric, Minimaxx Push Motor, 610mm	50.0kg
5X-0110-071-000/K	Folding Wheelchair - Bariatric, Minimaxx Push Motor, 710mm	50.5kg

## Portering Chair - Bariatric, Rear Steer, Sliding Footrest

### Features

- Heavy duty bariatric portering chair
- Seamless & contoured upholstery using flame retardant antimicrobial vinyl
- Moulded drop down arm rests allows side access for patients & porters
- Sliding footrest aids access as well as supporting feet during transit
- X-ray / notes pocket on rear of seat
- Hook for patients' belongings
- Fittings to accept infusion poles
- Retractable diagonal seatbelt
- 200mm fixed wheels / 200mm total stop braking castors (cushioned)
- We recommend that two members of staff are in attendance when used with a patient in excess of 190kg
- Maximum capacity 380kg

### Dimensions (w x d x h)

- Overall Dimensions - 930 x 1000 x 1090mm
- Seat Width - 740mm
- Seat Depth - 670mm
- Seat Height - 530mm
- Backrest Height - 480mm

### Standard Colours

- Paint - Grey White
- Upholstery - Bristol Blue

### Options / Accessories

- G/CLS/500 - Calf / Leg Supports (pair)
- G/DP - Infusion Pole
- G/CARD/STATION - Head of Station
- G/CARD/LOCK - Card / Coin Lock, Factory Fitted
- ZLOKE011 - Release Card

Alternative colours are available at extra cost. Change suffix 'VBB' on the product code with any of the following e.g. Rear Steer Portering Chairs - Bariatric, Sliding Foot Rest in Aquamarine - G/500/RS/VAQ

### Vinyl - Ambla New Richmond in Colour



VBB VAQ VFR VGH VSU VOB VLI VRO VCB



G/500/RS/VBB

Item	Description	Weight
G/500/RS/VBB	Portering Chair - Bariatric, Rear Steer, Sliding Footrest	43.8kg

Other Products that you may be interested in...

See Pages 186 & 184

Examination & Treatment Couch  
Three Section, Bariatric



EC2305/VOB

Examination & Treatment Couch  
Two Section, Bariatric



EC2215/VI

## Shower / Commode Chair - Bariatric, Mobile

### Features

- Suitable for showering or toileting (supplied with a bucket & lid)
- Powder coated chromium molybdenum steel frame
- Rotating & removable straight or butterfly armrests to assist access
- Open back to allow easy sling access & assist positioning
- Polyurethane moulded seat & back
- Seat supplied with a removable lid
- Seat panel removable for cleaning
- Long open hole in seat (220mm at the widest point)
- Deep bucket with lid is removable from the front or back of the chair
- Side / width adjustable polyurethane moulded footrests, 100kg capacity
- 125mm swivel castors, 2 off braking
- Maximum capacity 325kg

### Dimensions (w x d x h)

- Standard / Butterfly Armrests 610mm - 670 x 1120 x 990mm / 840 x 1120 x 990mm
- Standard / Butterfly Armrests 710mm - 770 x 1120 x 990mm / 940 x 1120 x 990mm
- Seat Width - 610 / 710mm
- Seat Depth - 560mm
- Seat Height - 550mm
- Backrest Height - 480mm

### Standard Colours

- Paint - White
- Polyurethane - Blue

### Options / Accessories

- 5X-0150-999-022 - Seat Panel 610mm
- 5X-0150-999-023 - Seat Panel 710mm
- 5X-0140-999-001 - Commode Bucket & Lid
- 5X-0156-099-030 - Elevating Calf Support, Right Hand
- 5X-0156-099-031 - Elevating Calf Support, Left Hand
- 5X-0156-099-010 - Butterfly Armrests (pair)
- 5X-0150-099-010/K - Straight Armrests (pair)



5X-0150-061-000

Item	Description	Weight
<b>Standard Armrests</b>		
5X-0150-061-000	Shower / Commode Chair - Bariatric, Mobile, Standard Armrests, 610mm	27.0kg
5X-0150-071-000	Shower / Commode Chair - Bariatric, Mobile, Standard Armrests, 710mm	27.5kg
<b>Butterfly Armrests</b>		
5X-0151-061-000	Shower / Commode Chair - Bariatric, Mobile, Butterfly Armrests, 610mm	27.5kg
5X-0151-071-000	Shower / Commode Chair - Bariatric, Mobile, Butterfly Armrests, 710mm	28.0kg

# Shower / Commode Chair - Bariatric

## Features

- Suitable for showering or toileting (supplied with a bucket & lid)
- Powder coated chromium molybdenum steel frame
- Long armrests assist access
- Seat height adjustable 420 - 550mm
- Open back to allow easy sling access & assist positioning
- Polyurethane moulded seat & back
- Seat supplied with a removable lid
- Seat panel removable for cleaning
- Long open hole in seat (220mm at the widest point)
- Optional deep bucket
- Maximum capacity 325kg

## Dimensions (w x d x h)

- 610mm - 730 x 1010 x 790 - 940mm
- 710mm - 830 x 1010 x 790 - 940mm
- Seat Width - 610 / 710mm
- Seat Depth - 400 - 520mm
- Seat Height - 420 - 550mm

## Standard Colours


- Paint - White
- Polyurethane - Blue

## Options / Accessories

- 5X-0150-999-022 - Seat Panel 610mm
- 5X-0150-999-023 - Seat Panel 710mm
- 5X-0140-999-001 - Commode Bucket & Lid



5X-0142-061-000



Removable Lid

Item	Description	Weight
5X-0142-061-000	Shower / Commode Chair - Bariatric, 610mm	15.0kg
5X-0142-071-000	Shower / Commode Chair - Bariatric, 710mm	16.0kg

## Patient Seating - Bariatric, Wooden Frame

### Features


- Built to withstand heavy use
- Solid beech frame, finished with antibacterial lacquer
- Extra deep, contoured foam
- Vinyl or fabric upholstery
  - Vinyl - Fire retardant & antimicrobial
  - Fabric - Fire retardant
- Maximum capacity 315kg



5PS/B/WF/VVPK

Replace suffix on the product code with any of the following to select your colour e.g. Bariatric Chair in Seal Vinyl - 5PS/B/WF/VVSL

### Vinyl - Camira Vita



VVMA VVWL VVTO VVSL VVOL VVNR VVAO VVEO VVPK VVRT

### Fabric - Camira Advantage



FRD FCT FAC FKR FGE FBK

Item	Description	Seat Height	Back Height	Seat Width	Overall Width	Seat Depth	Overall Depth	Weight
5PS/B/WF	Bariatric, Wooden Frame	490mm	440mm	680mm	850mm	550mm	580mm	16.0kg



# Patient Seating - Bariatric, Steel Frame

## Features

- BS EN 16139:2013 test level 2 & BS EN 1728:2012 for loads up to 317.5kg
- Built to withstand heavy use
- Black Epoxy polyester frame coating
- Oversized, rectangular section tube
- Extra deep, contoured foam
- Vinyl or fabric upholstery
  - Vinyl - Fire retardant & antimicrobial
  - Fabric - Fire retardant
- Solid beech arm, finished with antibacterial lacquer
- Maximum capacity 317.5kg



5PS/B/SF/FCT

Replace suffix on the product code with any of the following to select your colour e.g. Bariatric Chair in Seal Vinyl - 5PS/B/SF/**VVSL**

## Vinyl - Camira Vita



## Fabric - Camira Advantage



Item	Description	Seat Height	Back Height	Seat Width	Overall Width	Seat Depth	Overall Depth	Weight
5PS/B/SF	Bariatric, Steel Frame	440mm	450mm	720mm	850mm	460mm	660mm	18.0kg

# Bedside Cabinets & Overbed Tables

Polymer Bedside Cabinets	18
Bedside Cabinets	20
Bedside Cabinets & Wardrobe Combinations	21
Polymer Overbed & Overchair Table	28
Melamine Overbed & Overchair Table	30



## Bedside Cabinet - Polymer, Easy Clean

### Features

- BS 3962 Part 6:1980 - Assessment of resistance to mechanical damage
- BS EN 12720:2009 - Furniture assessment of surface resistance to cold liquids
- BS EN 12721:2009 - Furniture assessment of surface resistance to wet heat
- BS EN 12722:2009 - Furniture assessment of surface resistance to dry heat
- BS 5852:2006 - Methods of the test for assessment of the ignitability
- BS 4875-7:2006 - Domestic & contract storage furniture
- Manufactured from recyclable polyethylene
- Open backless design ensures that all areas are accessible, whilst surfaces allow for easy & effective cleaning
- Distinct upper, middle & lower zones
  - Upper - Nurse zone with integral rim to contain any spillages. Ideally positioned for staff to use while standing
  - Middle - Patient zone provides storage area for patient use
  - Lower - Patient zone provides shelf for washbowl, footwear etc.
- Drawers can be inserted from either side, allowing the cabinet to be positioned either side of the bed
- Upper & middle drawers can be fitted with an RFID lock, providing secure storage for patient medicines / property\*
- 100mm polymer twin-wheel braking castors

\*Cabinets with locks are supplied with one patient card - a programming card will be required per ward / directorate as per hospital policy

### Dimensions (w x d x h)

- Overall Dimensions - 480 x 665 x 1237mm
- Drawers (internal)
  - Upper - 149 x 222 x 217mm
  - Middle - 338 x 491 x 197mm
  - Lower - 338 x 491 x 220mm

### Standard Colours

- Body - Grey White
- Drawers - Spearmint

### Options / Accessories

- RFID Cards - page 27

Item	Description	Weight
EBC015	No Locks	29.0kg
EBC020	Upper Drawer with Lock	29.1kg
EBC025	Middle Drawer with Lock	29.1kg
EBC030	Upper & Middle Drawers with Locks	29.2kg



EBC030

eClean™



EBC015



EBC030

## Bedside Cabinet - Single Upper Drawer

### Features

- Meets BS1765: Part 1: 1990 Specification for general purpose bedside lockers for patients
- Melamine faced chipboard construction
- Upper drawer suitable for the storage of medication or personal effects (fitted with a CAM lock & supplied with two keys)
- Optional personal effects drawer provides secure storage for personal possessions (fitted with a CAM lock & supplied with two keys)
- Optional electronic push button or RFID locks available for the upper & personal effects drawer
- Lower storage offered through...
  - Cupboard with double doors (adjustable shelf - model dependant)
  - Drawer (recessed shelf - model dependant)
- 50mm twin-wheel polypropylene castors

### Dimensions (w x d x h)

- Overall Dimensions - 485 x 485 x 905mm
- Internal Dimensions...
  - Upper Drawer - 413 x 381 x 182mm
  - Personal Drawer - 413 x 381 x 102mm
  - Lower Drawer - 413 x 381 x 505 / 297mm
  - Cupboard - 445 x 443 x 537 / 394mm

### Standard Colours

- Two-Tone
  - Body - Grey White
  - Top / Drawer / Door Fronts - Spearmint
- Single Colour - Beech

### Accessories

- RFID Locking Solutions - page 26
- RFID Cards & Fobs - page 27
- Electronic Push Button Locks - page 27
- Towel Holder & Removable Plastic Top - page 23
- B - Braking Castors (x 2)



BC1DPD/BE



BC1C/GW/CL

Grey White	Beech	Description	Weight
BC1C/GW	BC1C/BE	Single Upper Drawer, Lower Cupboard with Double Doors & Adjustable Shelf	34.0kg
BC1CPD/GW	BC1CPD/BE	Single Upper Drawer, Personal Drawer & Lower Cupboard with Double Doors	35.8kg
BC1D/GW	BC1D/BE	Single Upper Drawer, Lower Drawer with Recessed Shelf	40.4kg
BC1DPD/GW	BC1DPD/BE	Single Upper Drawer, Personal Drawer & Lower Drawer	42.1kg

# Bedside Cabinet / Wardrobe Combination - Single Upper Drawer

## Features

- Meets BS1765: Part 1: 1990 Specification for general purpose bedside lockers for patients
- Melamine faced chipboard construction
- Upper drawer suitable for the storage of medication or personal effects (fitted with a CAM lock & supplied with two keys)
- Optional personal effects drawer provides secure storage for personal possessions (fitted with a CAM lock & supplied with two keys)
- Optional electronic push button locks available for the upper drawer & personal effects drawer
- Lower storage offered through...
  - Cupboard with double doors (adjustable shelf)
  - Drawer (recessed shelf - model dependant)
- Wardrobe supplied with a hanging rail, available right / left hand opening
- 50mm twin-wheel polypropylene castors

## Dimensions (w x d x h)

- Overall Dimensions - 718 x 489 x 1420mm
- Internal Dimensions...
  - Upper Drawer - 413 x 381 x 182mm
  - Personal Drawer - 413 x 381 x 102mm
  - Lower Drawer - 413 x 381 x 505 / 297mm
  - Cupboard - 445 x 443 x 537 / 394mm
  - Wardrobe - 215 x 443 x 1420mm

## Accessories

- RFID Locking Solutions - page 26
- RFID Cards & Fobs - page 27
- Electronic Push Button Locks - page 27
- Towel Holder & Removable Plastic Top - page 23
- B - Braking Castors (x 2)

## Standard Colours

- Two-Tone
  - Body - Grey White
  - Top / Drawer / Door Fronts - Spearmint
- Single Colour - Beech



BC1CPDWR/GW

Grey White	Beech	Description	Weight
<b>Right Hand</b>			
BC1CWR/GW	BC1CWR/BE	Single Upper Drawer, Lower Cupboard with Double Doors & Adjustable Shelf	54.5kg
BC1CPDWR/GW	BC1CPDWR/BE	Single Upper Drawer, Personal Drawer & Lower Cupboard with Double Doors	56.2kg
BC1DWR/GW	BC1DWR/BE	Single Upper Drawer, Lower Drawer with Recessed Shelf	60.8kg
BC1DPDWR/GW	BC1DPDWR/BE	Single Upper Drawer, Personal Drawer & Lower Drawer	62.5kg
<b>Left Hand</b>			
BC1CWL/GW	BC1CWL/BE	Single Upper Drawer, Lower Cupboard with Double Doors & Adjustable Shelf	54.5kg
BC1CPDWL/GW	BC1CPDWL/BE	Single Upper Drawer, Personal Drawer & Lower Cupboard with Double Doors	56.2kg
BC1DWL/GW	BC1DWL/BE	Single Upper Drawer, Lower Drawer with Recessed Shelf	60.8kg
BC1DPDWL/GW	BC1DPDWL/BE	Single Upper Drawer, Personal Drawer & Lower Drawer	62.5kg

## Bedside Cabinet - Double Upper Drawer

### Features

- Meets BS1765: Part 1: 1990 Specification for general purpose bedside lockers for patients
- Melamine faced chipboard construction
- Upper drawers suitable for the storage of medication or personal effects (1 x fitted with a CAM lock & supplied with two keys)
- Optional electronic push button locks available for either drawer
- Lower storage offered through...
  - Cupboard with double doors (adjustable shelf)
  - Drawer (recessed shelf)
- 50mm twin-wheel polypropylene castors

### Dimensions (w x d x h)

- Overall Dimensions - 485 x 485 x 905mm
- Internal Dimensions...
  - Upper Drawer - 180 x 381 x 182mm
  - Lower Drawer - 413 x 381 x 505mm
  - Cupboard - 445 x 443 x 537mm

### Standard Colours

- Two-Tone
  - Body - Grey White
  - Top / Drawer / Door Fronts - Spearmint
- Single Colour - Beech

### Accessories

- RFID Locking Solutions - page 26
- RFID Cards & Fobs - page 27
- Electronic Push Button Locks - page 27
- Towel Holder & Removable Plastic Top - page 23
- B - Braking Castors (x 2)



BC2C/GW



BC2D/BE

Grey White	Beech	Description	Weight
BC2C/GW	BC2C/BE	Double Upper Drawer, Lower Cupboard with Double Doors & Adjustable Shelf	34.2kg
BC2D/GW	BC2D/BE	Double Upper Drawer, Lower Drawer with Recessed Shelf	40.5kg



## Towel Holder

### Features

- Self-adhesive hook
- Supplied for customer to fit



Item	Description	Weight
TH	Towel Holder	0.1kg

## Removable Plastic Top

### Features

- Raised edges on three sides reduces misplacement of objects
- Clips to the top of the bedside cabinet & is removable to assist cleaning
- Not compatible with bedside cabinets fitted with wardrobes



RPT shown with BC1C/GW

Item	Description	Weight
RPT	Removable Plastic Top	0.8kg

## Bedside Cabinet - Upper Section & Rear Side Doors

### Features

- Meets BS1765: Part 1: 1990 Specification for general purpose bedside lockers for patients
- Melamine faced chipboard construction
- Upper section suitable for the storage of medication or personal effects (fitted with a CAM lock & supplied with two keys)
- Rear side doors allow access to contents
- Optional personal effects drawer provides secure storage for personal possessions (fitted with a CAM lock & supplied with two keys)
- Optional electronic push button or RFID locks available for the upper section & personal effects drawer
- Lower storage offered through...
  - Cupboard with double doors (adjustable shelf - model dependant)
  - Drawer (recessed shelf - model dependant)
- 50mm twin-wheel polypropylene castors

### Dimensions (w x d x h)

- Overall Dimensions - 485 x 485 x 905mm
- Internal Dimensions...
  - Upper Section - 445 x 135 x 249mm
  - Rear Side Section - 290 x 445 x 249mm
  - Personal Drawer - 413 x 381 x 102mm
  - Lower Drawer - 413 x 381 x 505 / 297mm
  - Cupboard - 445 x 443 x 537 / 394mm

### Standard Colours

- Two-Tone
  - Body - Grey White
  - Top / Drawer / Door Fronts - Spearmint
- Single Colour - Beech

### Accessories

- RFID Locking Solutions - page 26
- RFID Cards & Fobs - page 27
- Electronic Push Button Locks - page 27
- Towel Holder & Removable Plastic Top - page 23
- B - Braking Castors (x 2)



BC3CPD/BE



BC3C/GW

Grey White	Beech	Description	Weight
BC3C/GW	BC3C/BE	Upper Drawer, Lower Cupboard with Double Doors & Adjustable Shelf	31.8kg
BC3CPD/GW	BC3CPD/BE	Upper Section, Personal Drawer & Lower Cupboard with Double Doors	33.5kg
BC3D/GW	BC3D/BE	Upper Section, Lower Drawer with Recessed Shelf	38.1kg
BC3DPD/GW	BC3DPD/BE	Upper Section, Personal Drawer & Lower Drawer	39.8kg

# Bedside Cabinet / Wardrobe Combination - Upper Section & Rear Side Doors

## Features

- Meets BS1765: Part 1: 1990 Specification for general purpose bedside lockers for patients
- Melamine faced chipboard construction
- Upper section suitable for the storage of medication or personal effects (fitted with a CAM lock & supplied with two keys)
- Rear side doors allow access to contents
- Optional personal effects drawer provides secure storage for personal possessions (fitted with a CAM lock & supplied with two keys)
- Optional electronic push button available for the upper section & personal effects drawer
- Lower storage offered through...
  - Cupboard with double doors (adjustable shelf - model dependant)
  - Drawer (recessed shelf - model dependant)
- Wardrobe supplied with a hanging rail, available right / left hand opening
- 50mm twin-wheel polypropylene castors

## Dimensions (w x d x h)

- Overall Dimensions: 718 x 489 x 1420mm
- Internal Dimensions...
  - Upper Section: 445 x 135 x 249mm
  - Rear Side Section: 290 x 445 x 249mm
  - Personal Drawer: 413 x 381 x 102mm
  - Lower Drawer: 413 x 381 x 505 / 297mm
  - Cupboard: 445 x 443 x 537 / 394mm
  - Wardrobe: 215 x 443 x 1420mm

## Standard Colours

- Two-Tone
  - Body - Grey White
  - Top / Drawer / Door Fronts - Spearmint
- Single Colour - Beech

## Accessories

- RFID Locking Solutions - page 26
- RFID Cards & Fobs - page 27
- Electronic Push Button Locks - page 27
- Towel Holder & Removable Plastic Top - page 23
- B - Braking Castors (x 2)



BC3CPDWR/GW

Grey White	Beech	Description	Weight
Right Hand			
BC3CWR/GW	BC3CWR/BE	Upper Section, Lower Cupboard with Double Doors & Adjustable Shelf	52.1kg
BC3CPDWR/GW	BC3CPDWR/BE	Upper Section, Personal Drawer & Lower Cupboard with Double Doors	53.8kg
BC3DWR/GW	BC3DWR/BE	Upper Section, Lower Drawer with Recessed Shelf	58.4kg
BC3DPDWR/GW	BC3DPDWR/BE	Upper Section, Personal Drawer & Lower Drawer	60.1kg
Left Hand			
BC3CWL/GW	BC3CWL/BE	Upper Drawer, Lower Cupboard with Double Doors & Adjustable Shelf	52.1kg
BC3CPDWL/GW	BC3CPDWL/BE	Upper Drawer, Personal Drawer & Lower Cupboard with Double Doors	53.8kg
BC3DWL/GW	BC3DWL/BE	Upper Drawer, Lower Drawer with Recessed Shelf	58.4kg
BC3DPDWL/GW	BC3DPDWL/BE	Upper Drawer, Personal Drawer & Lower Drawer	60.1kg

## RFID Locking Solutions

- Available as 125Khz or 13.56MHz frequencies
- Easy programming using a dedicated card
- Three / four user levels offer differing levels of authority - Administration / Master / Sub-Master / User
- Available with clamshell cards or fobs
- Compatible with Abloy CLIQ - RFID chip inserted into the key



EBC Lock (L15)



PS Solo Lock (PL)



ABLOY RFID Lock (AL)



ABLOY Sense+ Lock (ALS)

	EBC Lock (L15)	PS Solo Lock (PL)	ABLOY RFID Lock (AL)	Abloy Sense+ Lock (ALS)
Frequency	125Khz	125Khz	13,56MHz	13,56MHz
Programming	Programming Card	Programming Card	Programming Card	Programming Card / Software
Modes	Public & Private	Public & Private	Public & Private	Public & Private
Audit Trail	No	No	No	Software Only
User Levels	3 - Master, Staff, User	3 - Master, Staff, User	4 - Administration, Master, Staff, User	4 - Administration, Master, Staff, User
No. of Cards / Fobs	50 x Cards	50 x Cards	50 x Cards / Fobs	100 x Cards / Fobs
Batteries	1 x CR123	1 x CR123	3 x AAA	3 x AAA
Openings (Battery Set)	20,000	20,000	4,000	100,000
Low Battery Warning	Audible Alarm	Audible Alarm	Audible Alarm	Audible Alarm
Low Battery Override	Fails Unlocked	Fails Unlocked	Micro USB - External Power Source (power bank / phone charger)	Micro USB - External Power Source (power bank / phone charger)
Guarantee	1 Year	2 Years	1 Year	1 Year
Abloy CLIQ® Compatible*	Yes	Yes	Yes	Yes

\*RFID chip inserted into the CLIQ® key

## Abloy Sense + Software

- Installed locally on your PC, & used to set-up & program Sense+ locks using a connecting cable & allows the following...
- Set-up of up to 30 systems (wards)
- Unlimited numbers of cards within each system
- Unlimited numbers of lock settings within each system
- Time opening for locks (public mode)
- Opening of locks if mastercards are lost
- Removal of lost cards
- Audit trail (2,000 events are stored - oldest event is replaced by new events once capacity is full)
- Easy to update lock set-up using a copy card

## RFID Cards & Fobs

- Compatible with 125KHz & 13,56Mhz frequencies
- Available as clamshell cards or fobs
- Can be fitted to a key ring
- A programming card is required for each hospital or ward as per hospital procedure

### Dimensions (w x d x h)

- Clamshell Card - 86 x 54 x 2mm
- Key Fob - 27 x 35 x 5mm



## Electronic Push Button Lock

- Uses a 10-button keypad & # button
- Easy programming & code change
- Four user levels offer differing levels of authority...
  - Master / Technician - 8 digits
  - Staff / User - 4 digits
- Available with a key override, allowing the lock to be opened immediately in the event of a low battery



CodeLock Key Override (CLOR)



Electronic Push Button Lock (CL)

### Frequency - 13.56MHz

Item	Description	Lock Compatibility
RFID1356/PC	13,56Khz Programming Card	AL
RFID1356/SC	13,56Khz Staff Card (Green)	AL
RFID1356/UC	13,56Khz User Card (Blue)	AL
RFID1356/SF	13,56Khz Staff Fob (Green)	AL
RFID1356/UF	13,56Khz User Fob (Blue)	AL

### Frequency - 125KHz

Item	Description	Lock Compatibility
RFID125/PC	125Khz Programming Card - Staff Pair (Black)	PL, L15
RFID125/SC	125Khz Staff Card (Green)	PL, L15
RFID125/MC	125Khz Master Card (Red)	PL, L15
RFID125/UC	125Khz User Card (Blue)	PL, L15

	CodeLock Key Override (CLOR)	Electronic Push Button Lock (CL)
Programming	10-Button Keypad & # Button	10-Button Keypad & # Button
Modes	Public & Private	Public & Private
Audit Trail	No	No
User Levels	4 - Master, Technician, Staff, User	4 - Master, Technician, Staff, User
User / Staff Codes	Twenty	Single
Batteries	2 x AAA	2 x AAA
Openings (Battery Set)	100,000	15,000
Low Battery Warning	Red Flashing LED	Red Flashing LED
Low Battery Override	9V PP3 Battery + Code or Override key*	9V PP3 Battery + Code
Guarantee	2 Years	2 Years
Abloy CLIQ <sup>®</sup> Compatible	N/A	N/A

\*2LOKE157 - Override key sold separately

# Overbed & Overchair Table - Height Adjustable, Polymer, Easy Clean

## Features

- BS 2483: 1977 Specification for overbed tables (selected tests)
- Finish Performance Tests (FIRA Standard 6250 2005)
  - BS 3962-6: 1980 Methods of test for finishes for wooden furniture
  - BS EN 12720: 2009 + A1: 2013 Assessment of surface resistance to cold liquids
  - BS EN 12721: 2009 + A1: 2013 Assessment of surface resistance to wet heat
  - BS EN 12722: 2009 + A1: 2013 Assessment of surface resistance to dry heat
- Height adjustable using a gas damper (760 - 1070mm)
- Safety feature prevents trapping of the patient between the bed / chair & table
- Extruded aluminium column provides a smooth linear height adjustment
- Cantilever tubular base available as...
  - C-shaped suitable for use with beds & chairs
  - Straight leg suitable for use with bed
- Recyclable polypropylene one-piece top, smooth surfaces & radiused edges assist cleaning (compatible with steam cleaning)
- Raised edges reduces misplacement of objects & contains spillages
- 50mm polypropylene / thermoplastic rubber twin-wheel non-marking castors
- Maximum load 25kg

## Dimensions (w x d x h)

- Overbed Table - 895 x 440 x 760 - 1070mm
- Overchair Table - 918 x 440 x 760 - 1070mm
- Top - 880 x 440mm

## Standard Colours

- Top - Grey White
- Upper Extrusion - Spearmint
- Lower Extrusion / Base - Grey White

## Options / Accessories

- B - Braking Castors (x 2)



Item	Description	Weight
OBP/SP/S	Overbed Table - Height Adjustable, Polymer, Easy Clean	14.0kg
OCP/SP/S	Overchair Table - Height Adjustable, Polymer, Easy Clean	13.5kg

# eClean™



Alternative Upper Extrusion Colours Available  
Replace suffix on the product code with any of the following to select your colour - OBP/**SY**/S



## Overbed & Overchair Table - Height Adjustable, Melamine

### Features

- BS 2483: 1977 Specification for overbed tables (selected tests)
- Height adjustable using a gas damper (735 - 1045mm)
- Safety feature prevents trapping of the patient between the bed / chair & table
- Extruded aluminium column provides a smooth linear height adjustment
- Cantilever tubular base available as...
  - C shaped suitable for use with beds & chairs
  - Straight leg suitable for use with beds
- Melamine top with varnished edges available with either a flat top or one varnished beech lip
- 50mm polypropylene / thermoplastic rubber twin-wheel non-marking castors
- Maximum load 25kg

### Dimensions (w x d x h)

- Overbed Table - 895 x 440 x 735 - 1045mm
- Overchair Table - 918 x 440 x 735 - 1045mm
- Top - 880 x 395mm

### Standard Colours

- Top - Grey White / Beech
- Upper Extrusion - Spearmint / Grey White
- Lower Extrusion / Base - Grey White

### Options / Accessories

- B - Braking Castors (x 2)



OBL/GW1/SP/S

### Overbed Tables

Grey White	Beech	Description	Weight
OBL/GW0/SP/S	OBL/BE0/GW/S	Overbed Table - Height Adjustable, Melamine, Flat Top	14.5kg
OBL/GW1/SP/S	OBL/BE1/GW/S	Overbed Table - Height Adjustable, Melamine, One Lip	15.4kg





OCL/GW0/SP/S



OCL/BE1/SP/S

Alternative Upper Extrusion Colours Available  
 Replace suffix on the product code with any of the following  
 to select your colour - OCL/BE1/**SY**/S



### Overchair Tables

Grey White	Beech	Description	Weight
OCL/GW0/SP/S	OCL/BE0/GW/S	Overchair Table - Height Adjustable, Melamine, Flat Top	14.1kg
OCL/GW1/SP/S	OCL/BE1/GW/S	Overchair Table - Height Adjustable, Melamine, One Lip	15.0kg

# Caretray Trolleys & Racks

Stainless Steel, Low Level Trolley	34
Stainless Steel, Standard Level Trolleys	36
Stainless Steel, High Level Trolleys	38
Stainless Steel, Mobile Racks	40
Stainless Steel, Static Racks	42
Mild Steel, Low Level Trolleys	44
Mild Steel, Standard Level Trolleys	46
Mild Steel, High Level Trolleys	48
Mild Steel, Mobile Racks	50
Mild Steel, Static Racks	52
Options / Accessories	54

# Caretray Trolleys - Stainless Steel, Low Level, Single & Double Column

## Features

- Low level, single & double column easy clean procedure trolleys
- Quick & easy disassembly, assists thorough & deep cleaning
- Seamlessly welded, one-piece 304 grade stainless steel frame
- Recyclable polypropylene one-piece top & side panels, smooth surfaces & radiused edges assist cleaning (compatible with steam cleaning)
  - Top Panel - Raised edges on three sides provide defined grab points to act as push handles, whilst an integral rim at the front contains spillages (max load 30kg)
  - Side Panels - Incorporate runners with positive stops preventing trays from being accidentally withdrawn (symmetrical design allows tray insertion from either side)
- Carerail fitted to either side supports a wide range of accessories
- Translucent, impact-resistant trays & dividers, smooth surfaces & radiused edges assist cleaning (compatible with steam cleaning / high temperature machine washing)
- Trays feature an integral handle with a plastic clip-on label cover (coloured labels supplied - white, blue, green, yellow & red)
- Each tray supplied with 2 x long & 2 x short dividers
- Max load per tray 5kg
- Polyurethane ring buffers offer protection to both the trolley & fabric of the building
- 100mm pressed steel castors, 2 off braking

## Dimensions (w x d x h)

- Overall Dimensions
  - Single Column - 550 x 550 x 807mm
  - Double Column - 1005 x 550 x 807mm
- Plastic Top
  - Single Column - 455 x 455 (internal) at height 782mm
  - Double Column - 915 x 455 (internal) at height 782mm
- Trays
  - Shallow Tray - 355 x 405 x 100mm (internal)
  - Deep Tray - 355 x 405 x 150mm (internal)



CTS1/08/3S1D



CTS1/08/3S1D

Shown with optional CT/WF, CT/ALC & GMBH/15



Easy disassembly & cleaning

Item	Description	Weight
CTS1/08/1S2D	1 x 100mm, 2 x 150mm Trays	21.2kg
CTS1/08/3D	3 x 150mm Trays	21.5kg
CTS1/08/3S1D	3 x 100mm, 1 x 150mm Trays	22.3kg
CTS1/08/4S	4 x 100mm Trays	21.9kg

## Options / Accessories

- Locking & Security - page 54
- Overbridge & Tilt Bins - page 60
- Defibrillator Platform - page 61
- Carerail Mounted - page 62
- Laptop Holders - page 68
- Castors - page 70
- Trays & Dividers - page 71
- Labels - page 72
- Shelves - page 73



CTS2/08/4S3D



CTS2/08/4S3D  
Shown with optional CT/IV,  
GMBH/15 & CT/ALC

Item	Description	Weight
CTS2/08/3S4D	3 x 100mm, 4 x 150mm Trays	37.3kg
CTS2/08/4S3D	4 x 100mm, 3 x 150mm Trays	36.9kg
CTS2/08/6D	6 x 150mm Trays	36.5kg
CTS2/08/6S2D	6 x 100mm, 2 x 150mm Trays	38.1kg
CTS2/08/7S1D	7 x 100mm, 1 x 150mm Trays	37.7kg
CTS2/08/8S	8 x 100mm Trays	37.3kg

## Caretray Trolleys - Stainless Steel, Standard Level, Single & Double Column

### Features

- Standard level, single & double column easy clean procedure trolleys
- Quick & easy disassembly, assists thorough & deep cleaning
- Seamlessly welded, one-piece 304 grade stainless steel frame
- Recyclable polypropylene one-piece top & side panels, smooth surfaces & radiused edges assist cleaning (compatible with steam cleaning)
  - Top Panel - Raised edges on three sides provide defined grab points to act as push handles, whilst an integral rim at the front contains spillages (max load 30kg)
  - Side Panels - Incorporate runners with positive stops preventing trays from being accidentally withdrawn (symmetrical design allows tray insertion from either side)
- Carerails fitted to either side supports a wide range of accessories
- Translucent, impact-resistant trays & dividers, smooth surfaces radiused edges assist cleaning (compatible with steam cleaning / high temperature machine washing)
- Trays feature an integral handle with a plastic clip-on label cover (coloured labels supplied - white, blue, green, yellow & red)
- Each tray supplied with 2 x long & 2 x short dividers
- Max load per tray 5kg
- Polyurethane ring buffers offer protection to both the trolley & fabric of the building
- 100mm pressed steel castors, 2 off braking

### Dimensions (w x d x h)

- Overall Dimensions
  - Single Column - 550 x 550 x 993mm
  - Double Column - 1005 x 550 x 993mm
- Plastic Top
  - Single Column - 455 x 455 (internal) at height 968mm
  - Double Column - 915 x 455 (internal) at height 968mm
- Trays
  - Shallow Tray - 355 x 405 x 100mm (internal)
  - Deep Tray - 355 x 405 x 150mm (internal)



CTS1/10/3S2D



CTS1/10/3S2D  
Shown with optional CT/IV,  
CT/CR2, GMBH/15 & CT/ALC



Easy disassembly &amp; cleaning

Item	Description	Weight
CTS1/10/1S3D	1 x 100mm, 3 x 150mm Trays	27.9kg
CTS1/10/3S2D	3 x 100mm, 2 x 150mm Trays	29.0kg
CTS1/10/4D	4 x 150mm Trays	28.3kg
CTS1/10/4S1D	4 x 100mm, 1 x 150mm Trays	28.7kg
CTS1/10/6S	6 x 100mm	29.8kg

## Options / Accessories

- Locking & Security - page 54
- Overbridge & Tilt Bins - page 60
- Defibrillator Platform - page 61
- Carerail Mounted - page 62
- Laptop Holders - page 68
- Castors - page 70
- Trays & Dividers - page 71
- Labels - page 72
- Shelves - page 73



CTS2/10/6S4D



CTS2/10/6S4D  
Shown with optional CT/IV,  
CT/CR2, GMBH/15 & CT/ALC

Item	Description	Weight
CTS2/10/3S6D	3 x 100mm, 6 x 150mm Trays	46.6kg
CTS2/10/4S5D	4 x 100mm, 5 x 150mm Trays	46.2kg
CTS2/10/5S4D	5 x 100mm, 4 x 150mm Trays	45.9kg
CTS2/10/6S4D	6 x 100mm, 4 x 150mm Trays	47.3kg
CTS2/10/8D	8 x 150mm Trays	45.8kg
CTS2/10/8S2D	8 x 100mm, 2 x 150mm Trays	46.6kg

# Caretray Trolleys - Stainless Steel, High Level, Single & Double Column

## Features

- High level, single & double column easy clean procedure trolleys
- Quick & easy disassembly, assists thorough & deep cleaning
- Seamlessly welded, one-piece 304 grade stainless steel frame
- Recyclable polypropylene one-piece top & side panels, smooth surfaces & radiused edges assist cleaning (compatible with steam cleaning)
  - Top Panel - Raised edges on three sides provide defined grab points to act as push handles, whilst an integral rim at the front contains spillages (max load 30kg)
  - Side Panels - Incorporate runners with positive stops preventing trays from being accidentally withdrawn (symmetrical design allows tray insertion from either side)
- Carerail fitted to either side supports a wide range of accessories
- Translucent, impact-resistant trays & dividers, smooth surfaces & radiused edges assist cleaning (compatible with steam cleaning / high temperature machine washing)
- Trays feature an integral handle with a plastic clip-on label cover (coloured labels supplied - white, blue, green, yellow & red)
- Each tray supplied with 2 x long & 2 x short dividers
- Max load per tray 5kg
- Polyurethane ring buffers offer protection to both the trolley & fabric of the building
- 100mm pressed steel castors, 2 off braking

## Dimensions (w x d x h)

- Overall Dimensions
  - Single Column - 550 x 550 x 1410mm
  - Double Column - 1005 x 550 x 1410mm
- Plastic Top
  - Single Column - 455 x 455 (internal) at height 1385mm
  - Double Column - 915 x 455 (internal) at height 1385mm
- Trays
  - Shallow Tray - 355 x 405 x 100mm (internal)
  - Deep Tray - 355 x 405 x 150mm (internal)



CTS1/14/4S3D  
Shown with optional CT/DH/A4



CTS1/14/4S3D



Easy disassembly & cleaning

Item	Description	Weight
CTS1/14/2S5D	2 x 100mm, 5 x 150mm Trays	36.2kg
CTS1/14/3S4D	3 x 100mm, 4 x 150mm Trays	35.8kg
CTS1/14/4S3D	4 x 100mm, 3 x 150mm Trays	35.4kg
CTS1/14/5S3D	5 x 100mm, 3 x 150mm Trays	37.8kg
CTS1/14/6D	6 x 150mm Trays	35.0kg
CTS1/14/8S1D	8 x 100mm, 1 x 150mm Trays	37.8kg



## Options / Accessories

- Locking & Security - page 54
- Carerail Mounted - page 62
- Castors - page 70
- Trays & Dividers - page 71
- Labels - page 72
- Shelves - page 73



CTS2/14/10S6D  
Shown with optional CT/DH/A4



CTS2/14/10S6D

Item	Description	Weight
CTS2/14/4S10D	2 x 100mm, 10 x 150mm Trays	60.6kg
CTS2/14/6S8D	6 x 100mm, 8 x 150mm Trays	62.8kg
CTS2/14/8S6D	8 x 100mm, 6 x 150mm Trays	63.0kg
CTS2/14/10S6D	10 x 100mm, 6 x 150mm Trays	65.0kg
CTS2/14/12D	12 x 150mm Trays	61.3kg
CTS2/14/16S2D	16 x 100mm, 2 x 150mm Trays	66.6kg

# Caretray Racks - Stainless Steel, Mobile, Single & Double Column

## Features

- Mobile, single & double column easy clean racks
- Quick & easy disassembly, assists thorough & deep cleaning
- Seamlessly welded, one-piece 304 grade stainless steel frame
- Recyclable polypropylene one-piece top & side panels, smooth surfaces & radiused edges assist cleaning (compatible with steam cleaning)
  - Top Panel - Raised edges on three sides provide defined grab points to act as push handles, whilst an integral rim at the front contains spillages (max load 30kg)
  - Side Panels - Incorporate runners with positive stops preventing trays from being accidentally withdrawn (symmetrical design allows tray insertion from either side)
- Translucent, impact-resistant trays & dividers, smooth surfaces & radiused edges assist cleaning (compatible with steam cleaning / high temperature machine washing)
- Trays feature an integral handle with a plastic clip-on label cover (coloured labels supplied - white, blue, green, yellow & red)
- Each tray supplied with 2 x long & 2 x short dividers
- Max load per tray 5kg
- Polyurethane ring buffers offer protection to both the rack & fabric of the building
- 100mm pressed steel castors, 2 off braking

## Dimensions (w x d x h)

- Overall Dimensions
  - Single Column - 550 x 550 x 1782mm
  - Double Column - 1005 x 550 x 1782mm
- Plastic Top
  - Single Column - 455 x 455 (internal) at height 1757mm
  - Double Column - 915 x 455 (internal) at height 1757mm
- Trays
  - Shallow Tray - 355 x 405 x 100mm (internal)
  - Deep Tray - 355 x 405 x 150mm (internal)

Item	Description	Weight
CRSM1/18/2S6D	2 x 100mm, 6 x 150mm Trays	41.7kg
CRSM1/18/3S6D	3 x 100mm, 6 x 150mm Trays	44.1kg
CRSM1/18/4S5D	4 x 100mm, 5 x 150mm Trays	42.8kg
CRSM1/18/5S5D	5 x 100mm, 5 x 150mm Trays	44.3kg
CRSM1/18/6S4D	6 x 100mm, 4 x 150mm Trays	43.9kg
CRSM1/18/8D	8 x 150mm Trays	43.3kg



Easy disassembly & cleaning

CRSM1/18/6S4D

## Options / Accessories

- Castors - page 70
- Trays & Dividers - page 71
- Labels - page 72
- Shelves - page 73



CRSM2/18/8S10D  
Shown with optional C004



CRSM2/18/16D

Item	Description	Weight
CRSM2/18/4S12D	4 x 100mm, 12 x 150mm Trays	72.1kg
CRSM2/18/6S12D	6 x 100mm, 12 x 150mm Trays	77.1kg
CRSM2/18/8S10D	8 x 100mm, 10 x 150mm Trays	75.4kg
CRSM2/18/10S10D	10 x 100mm, 10 x 150mm Trays	78.4kg
CRSM2/18/12S8D	12 x 100mm, 8 x 150mm Trays	77.7kg
CRSM2/18/16D	16 x 150mm Trays	74.6kg

## Caretray Racks - Stainless Steel, Static, Single & Double Column

### Features

- Static, single & double column easy clean racks
- Quick & easy disassembly, assists thorough & deep cleaning
- Seamlessly welded, one-piece 304 grade stainless steel frame
- Recyclable polypropylene one-piece top & side panels, smooth surfaces & radiused edges assist cleaning (compatible with steam cleaning)
  - Side Panels - Incorporate runners with positive stops preventing trays from being accidentally withdrawn (symmetrical design allows tray insertion from either side)
- Translucent, impact-resistant trays & dividers, smooth surfaces & radiused edges assist cleaning (compatible with steam cleaning / high temperature machine washing)
- Trays feature an integral handle with a plastic clip-on label cover (coloured labels supplied - white, blue, green, yellow & red)
- Each tray supplied with 2 x long & 2 x short dividers
- Max load per tray 5kg
- Adjustable feet allow levelling on uneven floors

### Dimensions (w x d x h)

- Overall Dimensions
  - Single Column - 550 x 550 x 1685mm
  - Double Column - 1005 x 550 x 1685mm
- Plastic Top
  - Single Column - 455 x 455 (internal) at height 1645mm
  - Double Column - 915 x 455 (internal) at height 1645mm
- Trays
  - Shallow Tray - 355 x 405 x 100mm (internal)
  - Deep Tray - 355 x 405 x 150mm (internal)

Item	Description	Weight
CRSS1/16/2S6D	2 x 100mm, 6 x 150mm Trays	38.4kg
CRSS1/16/3S6D	3 x 100mm, 6 x 150mm Trays	40.8kg
CRSS1/16/4S5D	4 x 100mm, 5 x 150mm Trays	39.5kg
CRSS1/16/5S5D	5 x 100mm, 5 x 150mm Trays	41.0kg
CRSS1/16/6S4D	6 x 100mm, 4 x 150mm Trays	40.6kg
CRSS1/16/8D	8 x 150mm Trays	40.0kg



CRSS1/16/6S4D



Easy disassembly &amp; cleaning

## Options / Accessories

- Trays & Dividers - page 71
- Labels - page 72
- Shelves - page 73



CRSS2/16/8S10D



CRSS2/16/16D

Item	Description	Weight
CRSS2/16/4S12D	4 x 100mm, 12 x 150mm Trays	71.1kg
CRSS2/16/6S12D	6 x 100mm, 12 x 150mm Trays	74.0kg
CRSS2/16/8S10D	8 x 100mm, 10 x 150mm Trays	72.3kg
CRSS2/16/10S10D	10 x 100mm, 10 x 150mm Trays	75.3kg
CRSS2/16/12S8D	12 x 100mm, 8 x 150mm Trays	74.6kg
CRSS2/16/16D	16 x 150mm Trays	71.5kg

# Caretray Trolleys - Mild Steel, Low Level, Single & Double Column

## Features

- Low level, single & double column easy clean procedure trolleys
- Quick & easy disassembly, assists thorough & deep cleaning
- Recyclable polypropylene one-piece top & side panels, smooth surfaces & radiused edges assist cleaning (compatible with steam cleaning)
  - Top Panel - Raised edges on three sides provide defined grab points to act as push handles, whilst an integral rim at the front contains spillages (max load 30kg)
  - Side Panels - Incorporate runners with positive stops preventing trays from being accidentally withdrawn (symmetrical design allows tray insertion from either side)
- Carerail fitted to either side to support a wide range of accessories
- Translucent, impact-resistant trays & dividers, smooth surfaces & radiused edges assist cleaning (compatible with steam cleaning / high temperature machine washing)
- Trays feature an integral handle with a plastic clip-on label cover (coloured labels supplied - white, blue, green, yellow & red)
- Each tray supplied with 2 x long & 2 x short dividers
- Max load per tray 5kg
- Polyurethane ring buffers offer protection to both the trolley & fabric of the building
- 100mm pressed steel castors, 2 off braking

## Dimensions (w x d x h)

- Overall Dimensions
  - Single Column - 550 x 550 x 807mm
  - Double Column - 1005 x 550 x 807mm
- Plastic Top
  - Single Column - 455 x 455 (internal) at height 782mm
  - Double Column - 915 x 455 (internal) at height 782mm
- Trays
  - Shallow Tray - 355 x 405 x 100mm (internal)
  - Deep Tray - 355 x 405 x 150mm (internal)

## Standard Colours

- Paint - Spearmint

Item	Description	Weight
CTM1/08/1S2D	1 x 100mm, 2 x 150mm Trays	20.9kg
CTM1/08/3D	3 x 150mm Trays	21.2kg
CTM1/08/3S1D	3 x 100mm, 1 x 150mm Trays	22.0kg
CTM1/08/4S	4 x 100mm Trays	21.6kg



CTM1/08/3S1D



Easy disassembly & cleaning



CTM1/08/3S1D  
Shown with optional CT/WF, SBH/15 & CT/ALC

## Options / Accessories

- Locking & Security - page 54
- Overbridge & Tilt Bins - page 60
- Defibrillator Platform - page 61
- Carerail Mounted - page 62
- Laptop Holders - page 68
- Castors - page 70
- Trays & Dividers - page 71
- Labels - page 72
- Shelves - page 73



CTM2/08/4S3D



CTM2/08/6S2D

Item	Description	Weight
CTM2/08/3S4D	3 x 100mm, 4 x 150mm Trays	36.8kg
CTM2/08/4S3D	4 x 100mm, 3 x 150mm Trays	36.4kg
CTM2/08/6D	6 x 150mm Trays	36.0kg
CTM2/08/6S2D	6 x 100mm, 2 x 150mm Trays	37.6kg
CTM2/08/7S1D	7 x 100mm, 1 x 150mm Trays	37.2kg
CTM2/08/8S	8 x 100mm Trays	36.8kg

# Caretray Trolleys - Mild Steel, Standard Level, Single & Double Column

## Features

- Standard level, single & double column easy clean procedure trolleys
- Quick & easy disassembly, assists thorough & deep cleaning
- Recyclable polypropylene one-piece top & side panels, smooth surfaces & radiused edges assist cleaning (compatible with steam cleaning)
  - Top Panel - Raised edges on three sides provide defined grab points to act as push handles, whilst an integral rim at the front contains spillages (max load 30kg)
  - Side Panels - Incorporate runners with positive stops preventing trays from being accidentally withdrawn (symmetrical design allows tray insertion from either side)
- Carerails fitted to either side support a wide range of accessories
- Translucent, impact-resistant trays & dividers, smooth surfaces & radiused edges assist cleaning (compatible with steam cleaning / high temperature machine washing)
- Trays feature an integral handle with a plastic clip-on label cover (coloured labels supplied - white, blue, green, yellow & red)
- Each tray supplied with 2 x long & 2 x short dividers
- Max load per tray 5kg
- Polyurethane ring buffers offer protection to both the trolley & fabric of the building
- 100mm pressed steel castors, 2 off braking

## Dimensions (w x d x h)

- Overall Dimensions
  - Single Column - 550 x 550 x 993mm
  - Double Column - 1005 x 550 x 993mm
- Plastic Top
  - Single Column - 455 x 455 (internal) at height 968mm
  - Double Column - 915 x 455 (internal) at height 968mm
- Trays
  - Shallow Tray - 355 x 405 x 100mm (internal)
  - Deep Tray - 355 x 405 x 150mm (internal)

## Standard Colours

- Paint - Spearmint



Easy disassembly & cleaning



CTM1/10/3S2D

Item	Description	Weight
CTM1/10/1S3D	1 x 100mm, 3 x 150mm Trays	27.5kg
CTM1/10/3S2D	3 x 100mm, 2 x 150mm Trays	28.6kg
CTM1/10/4D	4 x 150mm Trays	27.9kg
CTM1/10/4S1D	4 x 100mm, 1 x 150mm Trays	28.3kg
CTM1/10/6S	6 x 100mm	29.4kg



## Options / Accessories

- Locking & Security - page 54
- Overbridge & Tilt Bins - page 60
- Defibrillator Platform - page 61
- Carerail Mounted - page 62
- Laptop Holders - page 68
- Castors - page 70
- Trays & Dividers - page 71
- Labels - page 72
- Shelves - page 73



CTM2/10/6S4D



CTM2/10/8D

Item	Description	Weight
CTM2/10/3S6D	3 x 100mm, 6 x 150mm Trays	46.0kg
CTM2/10/4S5D	4 x 100mm, 5 x 150mm Trays	45.6kg
CTM2/10/5S4D	5 x 100mm, 4 x 150mm Trays	45.3kg
CTM2/10/6S4D	6 x 100mm, 4 x 150mm Trays	46.7kg
CTM2/10/8D	8 x 150mm Trays	45.2kg
CTM2/10/8S2D	8 x 100mm, 2 x 150mm Trays	46.0kg

# Caretray Trolleys - Mild Steel, High Level, Single & Double Column

## Features

- High level, single & double column easy clean procedure trolleys
- Quick & easy disassembly, assists thorough & deep cleaning
- Recyclable polypropylene one-piece top & side panels, smooth surfaces & radiused edges assist cleaning (compatible with steam cleaning)
  - Top Panel - Raised edges on three sides provide defined grab points to act as push handles, whilst an integral rim at the front contains spillages (max load 30kg)
  - Side Panels - Incorporate runners with positive stops preventing trays from being accidentally withdrawn (symmetrical design allows tray insertion from either side)
- Carerail fitted to either side support a wide range of accessories
- Translucent, impact-resistant trays & dividers, smooth surfaces & radiused edges assist cleaning (compatible with steam cleaning / high temperature machine washing)
- Trays feature an integral handle with a plastic clip-on label cover (coloured labels supplied - white, blue, green, yellow & red)
- Each tray supplied with 2 x long & 2 x short dividers
- Max load per tray 5kg
- Polyurethane ring buffers offer protection to both the trolley & fabric of the building
- 100mm pressed steel castors, 2 off braking

## Dimensions (w x d x h)

- Overall Dimensions
  - Single Column - 550 x 550 x 1410mm
  - Double Column - 1005 x 550 x 1410mm
- Plastic Top
  - Single Column - 455 x 455 (internal) at height 1385mm
  - Double Column - 915 x 455 (internal) at height 1385mm
- Trays
  - Shallow Tray - 355 x 405 x 100mm (internal)
  - Deep Tray - 355 x 405 x 150mm (internal)

## Standard Colours

- Paint - Spearmint

Item	Description	Weight
CTM1/14/2SSD	2 x 100mm, 5 x 150mm Trays	36.2kg
CTM1/14/3S4D	3 x 100mm, 4 x 150mm Trays	35.8kg
CTM1/14/4S3D	4 x 100mm, 3 x 150mm Trays	35.4kg
CTM1/14/5S3D	5 x 100mm, 3 x 150mm Trays	37.3kg
CTM1/14/6D	6 x 150mm Trays	35.0kg
CTM1/14/8S1D	8 x 100mm, 1 x 150mm Trays	37.2kg



CTM1/14/4S3D

Easy disassembly &amp; cleaning

## Options / Accessories

- Locking & Security - page 54
- Carerail Mounted - page 62
- Castors - page 70
- Trays & Dividers - page 71
- Labels - page 72
- Shelves - page 73



CTM2/14/10S6D  
Shown with optional CTD2/14SS (Double door fitted with Security Seal Lock)



CTM2/14/10S6D

Item	Description	Weight
CTM2/14/4S10D	2 x 100mm, 10 x 150mm Trays	60.6kg
CTM2/14/6S8D	6 x 100mm, 8 x 150mm Trays	62.8kg
CTM2/14/8S6D	8 x 100mm, 6 x 150mm Trays	62.3kg
CTM2/14/10S6D	10 x 100mm, 6 x 150mm Trays	65.0kg
CTM2/14/12D	12 x 150mm Trays	61.3kg
CTM2/14/16S2D	16 x 100mm, 2 x 150mm Trays	66.6kg

## Caretray Racks - Mild Steel, Mobile, Single & Double Column

### Features

- Mobile, single & double column easy clean racks
- Quick & easy disassembly, assists thorough & deep cleaning
- Recyclable polypropylene one-piece top & side panels, smooth surfaces & radiused edges assist cleaning (compatible with steam cleaning)
  - Top Panel - Raised edges on three sides provide defined grab points to act as push handles, whilst an integral rim at the front contains spillages (max load 30kg)
  - Side Panels - Incorporate runners with positive stops preventing trays from being accidentally withdrawn (symmetrical design allows tray insertion from either side)
- Translucent, impact-resistant trays & dividers, smooth surfaces & radiused edges assist cleaning (compatible with steam cleaning / high temperature machine washing)
- Trays feature an integral handle with a plastic clip-on label cover (coloured labels supplied - white, blue, green, yellow & red)
- Each tray supplied with 2 x long & 2 x short dividers
- Max load per tray 5kg
- Polyurethane ring buffers offer protection to both the rack & fabric of the building
- 100mm pressed steel castors, 2 off braking

### Dimensions (w x d x h)

- Overall Dimensions
  - Single Column - 550 x 550 x 1782mm
  - Double Column - 1005 x 550 x 1782mm
- Plastic Top
  - Single Column - 455 x 455 (internal) at height 1757mm
  - Double Column - 915 x 455 (internal) at height 1757mm
- Trays
  - Shallow Tray - 355 x 405 x 100mm (internal)
  - Deep Tray - 355 x 405 x 150mm (internal)

### Standard Colours

- Paint - Spearmint

Item	Description	Weight
CRMM1/18/2S6D	2 x 100mm, 6 x 150mm Trays	41.2kg
CRMM1/18/3S6D	3 x 100mm, 6 x 150mm Trays	43.6kg
CRMM1/18/4S5D	4 x 100mm, 5 x 150mm Trays	42.3kg
CRMM1/18/5S5D	5 x 100mm, 5 x 150mm Trays	43.8kg
CRMM1/18/6S4D	6 x 100mm, 4 x 150mm Trays	43.4kg
CRMM1/18/8D	8 x 150mm Trays	42.8kg



CRMM1/18/6S4D

## Options / Accessories

- Castors - page 70
- Trays & Dividers - page 71
- Labels - page 72
- Shelves - page 73



CRMM2/18/8S10D



CRMM2/18/16D

Item	Description	Weight
CRMM2/18/4S12D	4 x 100mm, 12 x 150mm Trays	73.3kg
CRMM2/18/6S12D	6 x 100mm, 12 x 150mm Trays	76.3kg
CRMM2/18/8S10D	8 x 100mm, 10 x 150mm Trays	74.6kg
CRMM2/18/10S10D	10 x 100mm, 10 x 150mm Trays	77.6kg
CRMM2/18/12S8D	12 x 100mm, 8 x 150mm Trays	76.9kg
CRMM2/18/16D	16 x 150mm Trays	73.8kg

## Caretray Racks - Mild Steel, Static, Single & Double Column

### Features

- Static, single & double column easy clean racks
- Quick & easy disassembly, assists thorough & deep cleaning
- Recyclable polypropylene one-piece top & side panels, smooth surfaces & radiused edges assist cleaning (compatible with steam cleaning)
  - Side Panels - Incorporate runners with positive stops preventing trays from being accidentally withdrawn (symmetrical design allows tray insertion from either side)
- Translucent, impact-resistant trays & dividers, smooth surfaces & radiused edges assist cleaning (compatible with steam cleaning / high temperature machine washing)
- Trays feature an integral handle with a plastic clip-on label cover (coloured labels supplied - white, blue, green, yellow & red)
- Each tray supplied with 2 x long & 2 x short dividers
- Max load per tray 5kg
- Adjustable feet allow levelling on uneven floors

### Dimensions (w x d x h)

- Overall Dimensions
  - Single Column - 550 x 550 x 1670 - 1685mm
  - Double Column - 1005 x 550 x 1670 - 1685mm
- Plastic Top
  - Single Column - 455 x 455 (internal) at height 1645mm
  - Double Column - 915 x 455 (internal) at height 1645mm
- Trays
  - Shallow Tray - 355 x 405 x 100mm (internal)
  - Deep Tray - 355 x 405 x 150mm (internal)

### Standard Colours

- Paint - Spearmint

Item	Description	Weight
CRMS1/16/2S6D	2 x 100mm, 6 x 150mm Trays	38.4kg
CRMS1/16/3S6D	3 x 100mm, 6 x 150mm Trays	39.5kg
CRMS1/16/4S5D	4 x 100mm, 5 x 150mm Trays	39.5kg
CRMS1/16/5S5D	5 x 100mm, 5 x 150mm Trays	41.0kg
CRMS1/16/6S4D	6 x 100mm, 4 x 150mm Trays	40.6kg
CRMS1/16/8D	8 x 150mm Trays	39.6kg



Easy disassembly & cleaning



CRMS1/16/6S4D

## Options / Accessories

- Trays & Dividers - page 71
- Labels - page 72
- Shelves - page 73



CRMS2/16/16D



CRMS2/16/8S10D

Item	Description	Weight
CRMS2/16/4S12D	4 x 100mm, 12 x 150mm Trays	70.2kg
CRMS2/16/6S12D	6 x 100mm, 12 x 150mm Trays	73.2kg
CRMS2/16/8S10D	8 x 100mm, 10 x 150mm Trays	72.3kg
CRMS2/16/10S10D	10 x 100mm, 10 x 150mm Trays	75.3kg
CRMS2/16/12S8D	12 x 100mm, 8 x 150mm Trays	74.6kg
CRMS2/16/16D	16 x 150mm Trays	71.5kg

# Locking

## Features

- Doors available as either
  - Solid Grade Laminate - Single / double column units
  - Clear Acrylic - Single column units only
- Back panels are solid grade laminate, secures the contents of the trolley (removable to assist cleaning)
- Available for both single & double column units (mild & stainless steel)
  - Single Column Units - Single door
  - Double Column Units - Double door, features a return to ensure that only one lock is required to secure both doors
- 270° opening hinges allow the doors to fold flat against the sides of the trolley
- Four locking options
  - CAM Lock with Wing Handle - Solid grade laminate / clear acrylic
  - Electronic Push Button Lock - Solid grade laminate / clear acrylic
  - High Security Bolt Lock - Solid grade laminate only
  - Security Seal Lock - Solid grade laminate / clear acrylic
- Factory fitted



HSB



SS



EPB



CA



CTM1/10/3S2D/CTDC1/10SS



CTM2/10/6S4D/CTD2/10EPB



CTM1/10/3S2D/CTD1/10HSB



CTM1/14/3S1D/CTD1/14CA



# CAM Lock with Wing Handle

## Features

- Supplied with two keys
- Wing handle can operate independently of the key
- Locks keyed to differ, alike on request



CTM1/08/3S1D/CTD1/08CA



CTM1/10/3S2D/CTDC1/10CA

Solid Grade Laminate	Clear Acrylic	Description	Weight
CTD1/08CA	CTDC1/08CA	Low Level, Single Column	2.7kg
CTD2/08CA	-	Low Level, Double Column	5.3kg
CTD1/10CA	CTDC1/10CA	Standard Level, Single Column	3.5kg
CTD2/10CA	-	Standard Level, Double Column	6.8kg
CTD1/14CA	CTDC1/14CA	High Level, Single Column	5.3kg
CTD2/14CA	-	High Level, Double Column	10.3kg

## Electronic Push Button Lock

### Features

- Uses a 10-button keypad
- Easy programming & code change
- Four operating codes with differing levels of authority - Master / Sub-Master / User / Technician
- User codes are 4 digits
- Master & sub-master codes are 8 digits
- 15,000 openings on 2 x AAA cells (supplied)
- Low battery warning with failure override using 9V battery across LEDs (+/-) & master code



CTM1/08/3S1D/CTD1/08EPB




CTM1/10/3S2D/CTDC1/10EPB

Solid Grade Laminate	Clear Acrylic	Description	Weight
CTDC1/08EPB	CTDC1/08EPB	Low Level, Single Column	2.9kg
CTDC2/08EPB	-	Low Level, Double Column	5.5kg
CTDC1/10EPB	CTDC1/10EPB	Standard Level, Single Column	3.7kg
CTDC2/10EPB	-	Standard Level, Double Column	7.0kg
CTDC1/14EPB	CTDC1/14EPB	High Level, Single Column	5.5kg
CTDC2/14EPB	-	High Level, Double Column	10.5kg

# High Security Bolt-Lock

## Features

- Supplied with two keys



CTM1/10/3S2D/CTD1/10/HSB

Solid Grade Laminate	Description	Weight
CTD1/08HSB	Low Level, Single Column	2.9kg
CTD2/08HSB	Low Level, Double Column	5.6kg
CTD1/10HSB	Standard Level, Single Column	3.6kg
CTD2/10HSB	Standard Level, Double Column	7.1kg
CTD1/14HSB	High Level, Single Column	5.3kg
CTD2/14HSB	High Level, Double Column	10.6kg

# Security Seal Lock

## Features

- Accepts standard plastic security seals (order separately)



CTM1/08/3S1D/CTD1/08SS



CTM1/10/3S2D/CTDC1/10SS

Solid Grade Laminate	Clear Acrylic	Description	Weight
CTDC1/08SS	CTDC1/08SS	Low Level, Single Column	2.6kg
CTDC2/08SS	-	Low Level, Double Column	5.2kg
CTDC1/10SS	CTDC1/10SS	Standard Level, Single Column	3.7kg
CTDC2/10SS	-	Standard Level, Double Column	6.7kg
CTDC1/14SS	CTDC1/14SS	High Level, Single Column	5.2kg
CTDC2/14SS	-	High Level, Double Column	10.2kg

## Security Clamp

### Features

- Allows the trolley to be secured to the 'fabric of the building'



#### Important Note - Security Clamps

It is a requirement that when the trolley is not in use it should be secured to the 'fabric of the building'. Not only does this prevent casual theft, i.e. trolleys being pushed to an isolated area & broken into, but also encourages good nursing practice, giving the trolley a "permanent home".

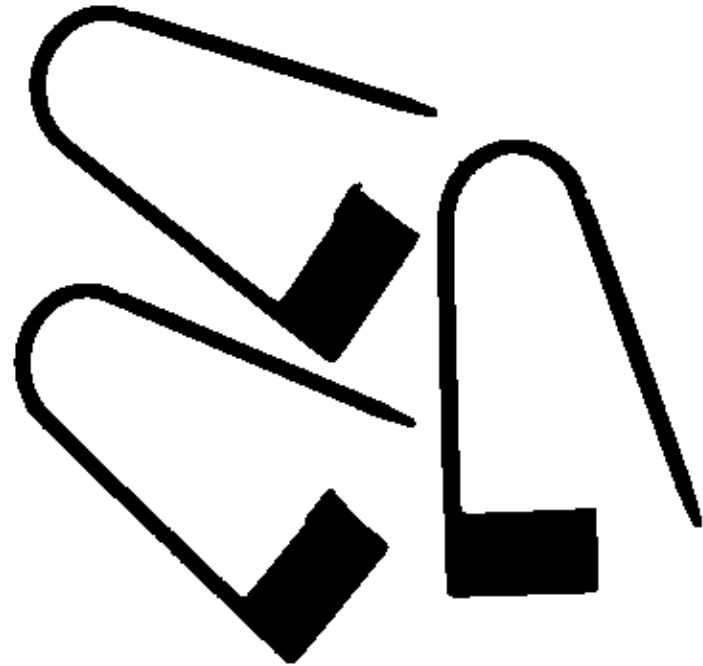
"Safe & Secure Handling of Medicines - Royal Pharmaceutical Society, GB-March 2005"

Item	Description	Cable Length	Weight
MT/1/6F	Security Clamp	950mm	0.75kg

## Security Seals

### Features

- Snap off plastic security seals
- Pack of 100



Item	Description
2PLCO026	Security Seals

## Overbridge

### Features

- Attaches to the rear uprights of the trolley (increases overall height by 625mm)
- Available as either painted mild steel or self-colour stainless steel
- Provides a fixing location for tilt bins (order separately)
- Compatible with single column trolleys only
- Factory fitted only

### Standard Colours

- Paint - Grey White
- Stainless Steel - Self Colour



CTRESUSM1/10/3S2D/SS  
Fitted with CT/OB/MS,  
TBIN4/MS, TBIN5/MS & TBIN6/MS

Item	Description	Weight
CT/OB/MS	Overbridge - Mild Steel	2.0kg
CT/OB/SS	Overbridge - Stainless Steel	2.0kg

## Tilt Bins

### Features

- Available with 4, 5 or 6 compartments
- Clear bins provide visible storage & assists organisation
- Bins tilt to 45° allowing easy access of contents, & can be removed to assist refilling / cleaning
- Label holder for easy identification
- Retaining bar secures bins in place, preventing from tipping forward during transit
- Supplied with a mild / stainless steel mounting

### Dimensions (w x d x h)

- TBIN4 - 143 x 127 x 190mm
- TBIN5 - 108 x 95 x 146mm
- TBIN6 - 89 x 67 x 95mm

### Standard Colours

- Plastic - Grey
- Paint - Grey White



Label Holder



Tilts to 45°

Mild Steel	Stainless Steel	Description	Dimensions (w x d x h)	Weight
TBIN4/MS	TBIN4/SS	Four Compartment	600 x 171 x 207mm	2.3kg
TBIN5/MS	TBIN5/SS	Five Compartment	600 x 135 x 164mm	1.6kg
TBIN6/MS	TBIN6/SS	Six Compartment	600 x 93 x 113mm	0.9kg

# Adjustable Defibrillator Platform

## Features

- Compatible with all popular defibrillators
- Defibrillator supported on a 365mm wide platform & is held securely in place using a clamp (adjusts using a handwheel 205 - 380mm)
- Platform mounted on an arm that swings 90° from the worksurface & can be locked in position using a tensioning knob (rotates 360°)
- Base of platform sits 130mm above the top of the trolley
- Fitted to the rear left hand upright of the trolley
- Maximum capacity 6kg
- Factory fitted

## Standard Colours

- Paint - Grey White

## Dimensions (w x d x h)

- 477 x 365 x 642mm (increases overall height by 170mm)



Item	Description	Weight
CT/DEFIB	Adjustable Defibrillator Platform	5.5kg

## Carerail Mounted Accessories

### Alcohol Gel Holder

#### Features

- Accepts bottles with 90 x 90mm square base
- Fitted with a 15mm hook

#### Standard Colours

- Paint - Grey White

#### Dimensions (w x d x h)

- 95 x 110 x 115mm



Item	Description	Weight
CT/ALC	Alcohol Gel Holder	0.3kg

### Airway Tube Holder

#### Features

- Internal dimensions of holder 95 x 50 x 510mm
- Outer sleeve removable for cleaning
- Fitted with a 15mm hook

#### Standard Colours

- Paint - Grey White

#### Dimensions (w x d x h)

- 140 x 70 x 555mm



Item	Description	Weight
CT/AIR	Airway Tube Holder	1.4kg

### Debris Bin & Bracket

#### Features

- Plastic debris bin & bracket
- Fitted with a 15mm hook

#### Standard Colours

- Paint - Grey White

#### Dimensions (w x d x h)

- Overall Dimensions - 210 x 164 x 109mm
- Internal Dimensions - 195 x 130 x 95mm



Item	Description	Weight
CT/BIN	Debris Bin & Bracket	0.4kg



## Bowl Support & Bracket

### Features

- Suitable for use with 360mm diameter stainless or polythene bowls (order separately)
- Bowl retaining ring fitted with removable anti-static spiral buffers to support bowls

### Standard Colours

- Paint - Grey White
- Stainless Steel

### Dimensions (w x d x h)

- 510 x 360 x 325mm

### Options / Accessories

- 2MECO079 - 360mm Diameter, Stainless Steel Bowl
- 2PLCO054 - 360mm Diameter, Polythene Bowl



Item	Description	Weight
CT/BOW	Bowl Support & Bracket	2.5kg

## Bucket Support & Bracket

### Features

- Suitable for use with 15 Litre graduated stainless steel buckets (order separately)
- Bucket retaining ring fitted with removable anti-static spiral buffers to support the bucket

### Standard Colours

- Paint - Grey White
- Stainless Steel

### Dimensions (w x d x h)

- 510 x 360 x 335mm

### Options / Accessories

- 2MECO081 - 15 Litre Graduated Stainless Steel Bucket



Item	Description	Weight
CT/BUC	Bucket Support & Bracket	3.9kg

## Document Holder

### Features

- Suitable for A4 ring binders or foolscap notes (pocket size 274 x 63mm)
- Fitted with a 15mm hook

### Standard Colours

- Paint - Grey White

### Dimensions (w x d x h)

- 275 x 82 x 402mm



Item	Description	Weight
CT/DH/A4	Document Holder	1.7kg

## Carerail Mounted Accessories

### Catheter Racks

#### Features

- Available with 2 or 5 sections
- Clear perspex panel provides visibility of contents, & can be removed to assist cleaning
- Fitted with a 15mm hook

#### Standard Colours

- Paint - Grey White

#### Dimensions (w x d x h)

- Sections - 64 x 75 x 400mm (internal)



Item	Description	Dimensions (w x d x h)	Weight
CT/CR2	Two Section	130 x 108 x 405mm	1.4kg
CT/CR5	Five Section	325 x 108 x 405mm	3.0kg

### Cylinder Holder, C/CD/D Size

#### Features

- Compatible with C/CD/D size cylinders (max diameter 100mm)
- Cylinder held in position using a chain, whilst a rubber pad protects wear points & reduces noise

#### Standard Colours

- Paint - Grey White

#### Dimensions (w x d x h)

- 145 x 135 x 400mm



Oxygen cylinder not supplied

Item	Description	Weight
CT/CYD	Cylinder Holder, C/CD/D Size	1.4kg

### Infusion Pole & Bracket

#### Features

- Two hook infusion pole & bracket (pole length 1160mm)
- Attaches to upper carerail
- Maximum capacity on hooks 2kg

#### Standard Colours

- Paint - Grey White
- Stainless Steel

#### Dimensions (w x d x h)

- 238 x 104 x 1160mm



Item	Description	Weight
CT/IV	Infusion Pole & Bracket	1.6kg

## Phlebotomy Armrest

### Features

- Fully adjustable easy clean moulded polyurethane armrest
- Attaches to lower carerail

### Standard Colours

- Paint - Grey White
- Stainless Steel

### Dimensions (w x d x h)

- Armrest Pad - 350 x 120 x 40mm



Item	Description	Weight
CT/PARM	Phlebotomy Armrest	2.1kg

## Sharps Box Bracket, Universal

### Features

- Compatible with the following brackets (customer to supply & fit the plastic brackets - fixings provided)
- Daniels Healthcare
  - POUDS® Wall-Bracket (up to 5L) - SHARPSGUARD® mini, 1, 2.5, 3.75, 5 & com plus
  - POUDS® Wall-Bracket (7L & above) - SHARPSGUARD® 7, 11.5 & 22
- Frontier (Sharpsafe) - 2, 3, 4 & 7
- Sharpak Healthcare - Sharpak 18, 35, 60, 120 & 220 PLUS
- Fitted with a 15mm hook

### Standard Colours

- Paint - Grey White

### Dimensions (w x d x h)

- 75 x 32 x 152mm



Plastic brackets not supplied

Item	Description	Weight
CT/SBB/15	Sharps Box Bracket, Universal	0.2kg

## Suction Pump Shelf

### Features


- Compatible with all popular suction pumps
- Shelf provides an area 415 x 300mm (w x d)
- 30mm upstand at front of shelf
- Corner bumpers offer protection to both the trolley & fabric of the building
- Floor to base of shelf at height - 180mm
- Maximum capacity - 15kg

### Standard Colours

- Paint - Grey White

### Dimensions (w x d x h)

- 460 x 245 x 390mm



Item	Description	Weight
CT/SPS	Suction Pump Shelf	5.0kg

## Carerail Mounted Accessories

### Waste Bin & Bracket

#### Features

- 8 Litre plastic swing bin & metal support frame
- Fitted with 15mm hook

#### Standard Colours

- Paint - Grey White
- Bin - White

#### Dimensions (w x d x h)

- 8 Litre Plastic Swing Bin - 220 x 190 x 370mm



Item	Description	Weight
CT/WB	Waste Bin & Bracket	0.6kg

### Work Flap

#### Features

- Fold down flap (provides work area 300 x 455mm)
- Machined from solid grade laminate allowing for easy cleaning
- Maximum capacity 2kg

#### Standard Colours

- Paint - Grey White
- Solid Grade Laminate - Grey White

#### Dimensions (w x d x h)

- 325 x 465 x 70mm



Item	Description	Weight
CT/WF	Work Flap	3.2kg

### Apron Dispenser, Roll

#### Features

- Suitable for use with roll type aprons, maximum width 415mm
- Fitted with a 15mm hook

#### Standard Colours

- Paint - White

#### Dimensions (w x d x h)

- 434 x 187 x 222mm



Item	Description	Weight
DAR/1/15	Apron Dispenser, Roll	2.2kg

## Glove, Mask Box Holder, One Box

### Features

- Accommodates glove & mask boxes up to 150mm in width
- Box presented in portrait orientation
- Fitted with a 15mm square hook

### Standard Colours

- Paint - Grey White

### Dimensions (w x d x h)

- 143 x 122 x 177mm



Item	Description	Weight
GMBH/15	One Box, 15mm Square Hook	0.6kg

## Glove, Mask Box Holder, Three Box

### Features

- Plastic coated wire frame
- Accommodates glove & mask boxes up to 270mm in width
- Boxes presented in landscape orientation
- Fitted with a 15mm square hook

### Standard Colours

- Paint - White

### Dimensions (w x d x h)

- 290 x 141 x 405mm



Item	Description	Weight
DG/3/15	Three Box, 15mm Square Hook	0.8kg

## Sharps Box Holder

### Features

- Accepts sharps boxes up to seven litres capacity
- Sharps box secured using a rubber band fitted with a toggle
- Fitted with a 15mm hook

### Standard Colours

- Paint - Grey White

### Dimensions (w x d x h)

- 127 x 118 x 230mm



Item	Description	Weight
SBH/15	Sharps Box Holder	0.5kg

## Laptop Holder, Removable, Swing Arm

### Features

- Three section swing arm offering height, rotation & angle adjustment
- Compatible with all standard height trolleys
- Fitted to the rear right upright of the trolley
- Laptop supported in a cradle, fitted with adjustable wing arms
- Laptop can be secured using a security clamp (supplied)\*
- Adjustable to accept laptops 280 - 435 x 22mm (w x h)
- Maximum capacity 2kg
- Design allows easy access to laptop ports
- Factory fitted only

\*Not compatible with Dell laptops using the N17 wedge lock system

### Standard Colours

- Paint - Grey White



Item	Description	Weight
CT/LHR/S	Removable, Swing Arm	5.4kg

# Laptop Holder, Non-Removable, Swing Arm

## Features

- Three section swing arm offering height, rotation & angle adjustment
- Compatible with all standard height trolleys
- Fitted to the rear right upright of the trolley
- Laptop supported in a cradle fitted with a steel mounting bracket, fixed using either nyloc or wing nuts
- Laptop can be secured using a security clamp (supplied)\*
- Adjustable to accept laptops 280 - 435 x 22mm (w x h)
- Maximum capacity 2kg
- Design allows easy access to laptop ports
- Factory fitted only

\*Not compatible with Dell laptops using the N17 wedge lock system

## Standard Colours

- Paint - Grey White



Item	Description	Weight
CT/LHNR/S	Non-Removable, Swing Arm	5.7kg

## Polymer Castors

### Features

- Fitted with precision bearings & thread guards
- Offers reduced rolling resistance making the trolley easier to manoeuvre & lowers noise levels
- Smooth surfaces assist cleaning
- Factory fitted only



C004

Item	Description	Weight
C004	100mm, Grey Polymer, 2 x Braking / 2 x Non-Braking (set of 4)	2.0kg



## Trays

### Features

- 100/150mm deep translucent high impact plastic trays with integral handle (max load per tray 5kg)
- Each tray is supplied with plastic clip on label cover & four removable dividers (2 x long & 2 x short)
- Trays are supplied without coloured label strips (see CT/LAB)
- Not compatible with trolleys that predate 2016

### Internal Dimensions (w x d x h)

- CT/TRAY/S - 355 x 405 x 100mm
- CT/TRAY/D - 355 x 405 x 150mm



Item	Description	Weight
CT/TRAY/S	100mm Shallow Tray	1.5kg
CT/TRAY/D	150mm Deep Tray	1.8kg

## Dividers

### Features

- 100/150mm deep translucent dividers
- Supplied as a set of 2 x long & 2 x short



Item	Description	Weight
CT/DIV/S	Set of 4 dividers for 100mm Shallow Tray	0.6kg
CT/DIV/D	Set of 4 dividers for 150mm Deep Tray	0.4kg

## Labels, Coloured

### Features

- Coloured labels - Red / Yellow / Green / Blue / White
- Labels position beneath the clip-on label cover on the plastic trays
- Supplied as a set of 6 sheets



Item	Description
CT/LAB	Labels, Coloured

## Labels, Sepsis Six

### Features

- Labels to support the delivery of 'The Sepsis Six'
- Printed Oxygen / Blood Cultures / Intravenous Antibiotics / Intravenous Fluid / Haemoglobin & Lactates / Urine Measurement
- Labels position beneath the clip-on label cover on the plastic trays
- Supplied as a set of 6 labels



Item	Description
CT/LAB/SEP	Labels, Sepsis Six

## Flat Shelf, Removable

### Features

- Solid grade laminate (max load per shelf 5kg)
- Supported on the runner guides (non-pull out)

### Standard Colours

- Solid grade laminate - Grey White

### Dimensions (w x d x h)

- 413 x 457 x 4mm



Item	Description	Weight
CT/FS	Flat Shelf, Removable	1.1kg

## Full Width Shelf, Removable

### Features

- Solid grade laminate (max load per shelf 5kg)
- Supported on the trolley frame

### Standard Colours

- Solid grade laminate - Grey White

### Dimensions (w x d x h)


- Overall Dimensions - 480 x 480 x 4mm



Item	Description	Weight
CT/FWS	Full Width Shelf, Removable	1.3kg

# Chart Trolleys, Workstations, Room Dividers & Screens

Caretray Trolleys - Chart	76
Fixed Height Workstations	78
Variable Height Workstations	79
Room Dividers	80
Chart Boards	83
Document Holders	84
Mobile Screen - Solid, Six & Eight Section, Folding	85
Mobile Screen - Solid, Three & Four Section, Folding	86
Mobile Screen - Curtain, Four Section, Folding	87



## Caretray Trolley - Chart

### Features

- Single & double column easy clean fixed height chart trolleys
- Angle adjustable chartboard fitted with a spring clip (adjustable 0-65°)
- Lower lip on chartboard to support pens etc.
- Quick & easy disassembly, assists thorough & deep cleaning
- Fully welded mild steel frame
- Recyclable polypropylene one-piece side panels, smooth surfaces & radiused edges assists cleaning (compatible with steam cleaning)
- Side Panels - Incorporate runners with positive stops preventing trays from being accidentally withdrawn (symmetrical design allows tray insertion from either side)
- Carerails fitted to either side (2 x L/H, 1 x R/H) support a wide range of accessories
- Drop down work flap fitted to R/H side
- Translucent, impact-resistant trays & dividers, smooth surfaces & radiused edges assist cleaning (compatible with steam cleaning / high temperature machine washing)
- Trays feature an integral handle with a plastic clip-on label cover (coloured label strips supplied - white, blue, green, yellow & red)
- 100 / 150mm deep trays, can be subdivided in both length & width using removable dividers (max load 5kg)
- 2 x long & 2 x short dividers supplied with each tray
- 100mm pressed steel castors, 2 off braking

### Dimensions (w x d x h)

- Overall Dimensions
  - Single Column - 560 x 660 x 1040 - 1525mm
  - Double Column - 1015 - 660 x 1040 - 1525mm
- Floor to Wooden Top - 970mm
- Usable Chart Area
  - Single Column - 500 x 530mm
  - Double Column - 800 x 530mm
- Work Flap - 425 x 295mm (w x d)
- Trays
  - Shallow Tray - 355 x 405 x 100mm (internal)
  - Deep Tray - 355 x 405 x 150mm (internal)



Coloured Labels Included



CTCHARM1/10/3S2D

### Single Column

Item	Description	Weight
CTCHARM1/10/3S2D	3 x 100mm, 2 x 150mm Trays	33.8kg
CTCHARM1/10/4S1D	4 x 100mm, 1 x 150mm Trays	33.0kg

## Standard Colours

- Paint - White
- Chartboard / Work Flap - White

## Accessories

- Carerail Mounted - page 62
- Laptop Holders - page 68 & 69
- Castors - page 70
- Trays & Dividers - page 71
- Labels - page 72
- Shelves - page 73



Coloured Labels Included



Angle Adjustable Chartboard  
(adjustable 0-65°)



CTCHARM2/10/6S4D

## Double Column

Item	Description	Weight
CTCHARM2/10/6S4D	6 x 100mm, 4 x 150mm Trays	57.4kg
CTCHARM2/10/8S2D	8 x 100mm, 2 x 150mm Trays	54.4kg

## Chart Workstations - Fixed Height

### Features

- Fixed height chart workstations
- Angle adjustable chart board fitted with a spring clip (adjustable 0-65°)
- Lower lip on chart board to support pens etc.
- Fully welded mild steel frame
- Carerails fitted to each side of the trolley (2 x L/H, 1 x R/H) to support a wide range of accessories
- Available with a storage pocket
- Drop down work flap fitted to R/H side
- 100mm pressed steel castors, 2 off braking

### Dimensions (w x d x h)

- Overall Dimensions - 1015 - 660 x 1040 - 1525mm
- Floor to Wooden Top - 970mm
- Usable Chart Area - 800 x 530mm
- Storage Pocket - 685 x 365 x 130mm (internal)
- Work Flap - 425 x 295mm

### Standard Colours

- Paint - White
- Chartboard / Work Flap - White

### Accessories

- Carerail Mounted - page 62
- Castors - page 70



Angle Adjustable Chartboard  
(0-65°)



CWF/80/SP

Item	Description	Weight
CWF/80	Chart Workstation - Fixed Height	28.8kg
CWF/80/SP	Chart Workstation - Fixed Height, Storage Pocket	34.8kg



# Chart Workstations - Variable Height

## Features

- Height adjustable using a manual turn handle - 300mm (folds away when not in use)
- Angle adjustable chart board fitted with a spring clip (adjustable 0-65°)
- Lower lip on chart board to support pens etc.
- Fully welded mild/stainless steel frame
- Storage pocket
- Drop down work flap fitted to R/H side
- 100mm pressed steel castors, 2 off braking

## Dimensions (w x d x h)

- Overall Dimensions - 1015 - 660 x 1380 - 1680mm
- Floor to Wooden Top - 832 - 1138mm
- Usable Chart Area - 800 x 530mm
- Storage Pocket - 685 x 365 x 130mm (internal)
- Work Flap - 425 x 295mm (w x d)

## Standard Colours

- Paint - White
- Chartboard / Work Flap - White



Angle Adjustable Chartboard  
(0-65°)



CWV/80/SP

Item	Description	Weight
CWV/80	Chart Workstation - Variable Height	37.2kg
CWV/80/SP	Chart Workstation - Variable Height, Storage Pocket	43.2kg

## Room Dividers

### Features

- Fixed height mobile room divider/workstation
- Ideal for use in critical care areas - A&E, ICU, ICT, HDU
- Modular design allows the unit to be configured to suit your specific requirements
- Frame, worktop & upstand/panel available as...
  - Full width upstand
  - Full width upstand & right hand mounted panel
  - Full width upstand & left hand mounted panel
  - Full width panel
- Four configurations of lower units...
  - Three drawer unit, upper drawer fitted with an electronic push button lock (2 x 170, 1 x 285mm drawers)
  - Five drawer unit, upper drawer fitted with an electronic push button lock (5 x 125mm drawers)
  - Cupboard with double doors & removable shelf
  - Cover panel (creates a space within the unit)
- Easy clean solid grade laminate work surface & upstand/panel
- Upper panel fitted with
  - Triple glove box holder
  - Alcohol gel holder (compatible with 500ml bottles, 70 x 70 x 225mm)
  - Apron roll dispenser
- 100mm ring buffers to protect the fabric of the building
- 100mm swivel castors, 2 off braking

### Dimensions (w x d x h)

- RD1 - 1768 x 698 x 1000mm
- RD2R/RD2L - 1768 x 698 x 1588mm
- RD3 - 1768 x 698 x 1350mm

### Standard Colours

- Paint - White
- Worksurface / Upstand / Panel - White

### Options / Accessories

- CC - Colour coded drawers available on request
- DTSF/RD/450/2 - Dressing Trolley
  - Seamlessly welded 304 grade stainless steel frame
  - Fixed shelves with down turned sides
  - Shelf Heights 375 & 840mm
  - Max load per shelf 40kg



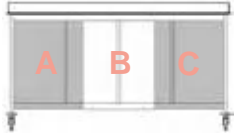
RD1/D3/DD/D5



RD2L/D3/CP/D3

## Configure Your Workstation in Four Easy Steps...

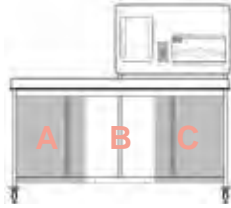
### 1 Select Your Frame



**RD1**

(45.0kg)

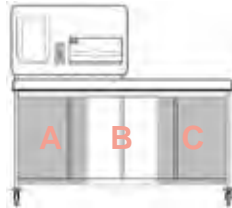
Full width upstand



**RD2R**

(63.0kg)

Full width upstand & right hand mounted panel



**RD2L**

(63.0kg)

Full width upstand & left hand mounted panel



**RD3**

(68.0kg)

Full width panel



RD3/DD/CP/D5/CC  
Configured with DTSF/RD/450/2  
& colour coded drawers

### 2 Select Lower Unit A



**D3**

(40.0kg)

Three drawer unit, upper drawer fitted with an electronic push button lock (2 x 175, 1 x 285mm)



**D5**

(45.0kg)

Five drawer unit, upper drawer fitted with an electronic push button lock (5 x 125mm)



**DD**

(29.0kg)

Cupboard with double doors & removable shelf



**CP**

(3.0kg)

Cover panel (creates a space within the unit)

### 3 Select Lower Unit B

### 4 Select Lower Unit C



RD1/D5/CP/DD

## Examples of Pre-Configured Workstations...

**RD1/D5/CP/DD**

Room divider, worktop with upstand,  
5 drawer unit fitted with code lock,  
cover panel, 1 double door cabinet

**RD1/D3/CP/D5**

Room divider, worktop with upstand,  
3 drawer unit fitted with code lock,  
cover panel, 5 drawer unit fitted with  
code lock

**RD2R/D3/DD/D5**

Room divider, worktop with upstand,  
right hand mounted panel, 3 drawer  
unit fitted with code lock, double door  
unit, 5 drawer unit fitted with code lock

**RD2R/D5/CP/DD**

Room divider, worktop with upstand,  
right hand mounted panel, 5 drawer  
unit fitted with code lock, cover panel,  
1 double door unit

**RD2L/D5/CP/DD**

Room divider, worktop with upstand,  
left hand mounted panel, 5 drawer unit  
fitted with code lock, cover panel, 1  
double door unit

**RD2L/D3/DD/D5/CC**

Room divider, worktop with upstand,  
left hand mounted panel, 3 drawer unit  
fitted with code lock, double door unit,  
5 drawer unit fitted with code lock

**RD3/D5/CP/DD**

Room divider, worktop with upstand,  
full length mounted panel, 5 drawer  
unit fitted with code lock, cover panel,  
1 double door unit

**RD3/D3/DD/D5/CC**

Room divider, worktop with upstand,  
full length mounted panel, 3 drawer  
unit fitted with code lock, double door  
unit, 5 drawer unit fitted with code lock

## Chart Boards - A4 & A3

### Features

- A4 one spring clip (holds one chart 220 x 280mm)
- A3 two spring clips (holds one chart 450 x 280mm or two charts 220 x 280mm)
- Available with a 30 or 50mm mild steel square hook

### Standard Colours

- White



Item	Description	Overall Dimensions (w x d x h)	Weight
A4 Chart Board			
CB005	A4, 30mm Hook	230 x 80 x 370mm	0.5kg
CB010	A4, 50mm Hook	230 x 100 x 370mm	0.5kg
A3 Chart Board			
CB015	A3, 30mm Hook	460 x 80 x 370mm	0.8kg
CB020	A3, 50mm Hook	460 x 100 x 370mm	0.8kg

## Document Holders - A4 & A3

### Features

- A4 size suitable for A4 ring binders or foolscap notes (pocket size 260 x 65mm)
- A3 size suitable for A3 notes & x-rays (pocket size 398 x 100mm)
- Open front design allows for easy patient identification
- Available for wall fitting or with a 50mm square hook

### Standard Colours

- Paint - Grey White



DH/A4/WF



DH/A3/50

Item	Description	Overall Dimensions (w x d x h)	Weight
<b>A4 Document Holder</b>			
DH/A4/WF	A4, Wall Fitting	280 x 70 x 400mm	1.4kg
DH/A4/50	A4, 50mm Hook	280 x 125 x 405mm	1.4kg
<b>A3 Document Holder</b>			
DH/A3/WF	A3, Wall Fitting	405 x 105 x 400mm	2.9kg
DH/A3/50	A3, 50mm Hook	405 x 160 x 405mm	3.0kg

# Mobile Screen - Solid, Six & Eight Section, Folding

## Features

- Folding compact solid screens
- Available as either six or eight section
- Aluminium frame, featuring smooth easy to clean panels
- Smooth folding action, with a no gap design to ensure patient privacy
- Smooth surfaces assist cleaning
- Screens fold away into the base for space saving
- 75mm polypropylene / thermoplastic rubber twin-wheel braking non-marking castors

## Dimensions (w x d x h)

- Overall Screen Height - 1650mm
- Folded - 400 x 560 x 1650mm

## Standard Colours

- Extrusion - Anodised Aluminium
- Screen - White



Space saving fold away



5MS/S6



5MS/S8

Item	Description	Overall Dimensions (w x d x h)	Weight
5MS/S6	Mobile Screen - Solid, Six Section, Folding	1800 x 560 x 1650mm	29.6kg
5MS/S8	Mobile Screen - Solid, Eight Section, Folding	2400 x 560 x 1650mm	34.6kg

## Mobile Screen - Solid, Three & Four Section, Folding

### Features

- Folding compact laminate solid screens
- Available as either three or four section
- Smooth surface assists cleaning
- 50mm polypropylene / thermoplastic rubber twin-wheel non-marking castors

### Dimensions (w x d x h)

- Overall Screen Height - 1680mm
- Lowest Screen Height - 180mm
- Folded - 600 x 435 x 1680mm

### Standard Colours

- Paint - Spearmint
- Screen - Grey White



Item	Description	Overall Dimensions (w x d x h)	Weight
MS/S3	Mobile Screen - Solid, Three Section, Folding	1802 x 435 x 1680mm	20.8kg
MS/S4	Mobile Screen - Solid, Four Section, Folding	2403 x 435 x 1680mm	27.8kg



# Mobile Screen - Curtain, Four Section, Folding

## Features

- PVC fire retardant curtain (machine washable)
- Available as four section
- 50mm polypropylene / thermoplastic rubber twin-wheel non-marking castors

## Dimensions (w x d x h)

- Overall Screen Height - 1708mm
- Lowest Screen Height - 288mm
- Folded - 650 x 420 x 1790mm

## Standard Colours

- Paint - White
- Curtain - White

## Spares

- WS/SPARES/001 - Set of 4 replacement curtains



MS/C4

Item	Description	Overall Dimensions (w x d x h)	Weight
MS/C4	Mobile Screen - Curtain, Four Section, Folding	2450 x 420 x 1790mm	14.6kg

# Concealment Trolleys

Concealment Trolley - Variable Height

90

Concealment Trolley - Variable Height, Heavy Duty Castors

91



## Concealment Trolley - Variable Height

### Features

- Height adjustable using a handset operated rechargeable battery powered actuator
- Supplied with one rechargeable battery\*
- Supplied with a wall mounted charge
- Brushed stainless steel top, 1980 x 690mm
- Drop down side-rails, distance between rails 720mm
- Bumper bar fitted to either end to protect the trolley & fabric of the building
- Drop down push handles at either end assist manoeuvrability
- Heavy duty reinforced PVC cover (locates over side-rails)
- 200mm castors, 3 x braking & 1 x directional locking. features a central locking & steering facility (suitable for use on smooth level surfaces)
- Maximum capacity 220kg

\*Battery must be removed from the unit when charging

### Dimensions (w x d x h)

- Floor to Stainless Steel Top - 2200 x 830 x 600 - 1200mm
- Floor to Top of Side-Rails - 2200 x 830 x 900 - 1500mm

### Standard Colours

- Paint - Grey White

### Accessories / Spares

- 2LIDE100 - Additional Rechargeable Battery
- 2LIDE105 - Charger for Rechargeable Battery
- 2FAC0024 - PVC Heavy Duty Cover



Braking & directional locking function

MCT/V/CC

Item	Description	Weight
MCT/V/CC	Concealment Trolley - Variable Height	91.0kg

# Concealment Trolley - Variable Height, Heavy Duty Castors

## Features

- Height adjustable using a handset operated rechargeable battery powered actuator
- Supplied with one rechargeable battery\*
- Supplied with a wall mounted charge
- Brushed stainless steel top, 1980 x 690mm
- Drop down side-rails, distance between rails 720mm
- Bumper bar fitted to either end to protect the trolley & fabric of the building
- Drop down push handles at either end assist manoeuvrability
- Heavy duty reinforced PVC cover (locates over side-rails)
- 200mm heavy duty cushioned castors, 2 x braking & 2 x directional locking
- Maximum capacity 220kg

\*Battery must be removed from the unit when charging

## Dimensions (w x d x h)

- Floor to Stainless Steel Top - 2200 x 830 x 600 - 1200mm
- Floor to Top of Side-Rails - 2200 x 830 x 900 - 1500mm

## Standard Colours

- Paint - Grey White

## Accessories / Spares

- 2LIDE100 - Additional Rechargeable Battery
- 2LIDE105 - Charger for Rechargeable Battery
- 2FAC0024 - PVC Heavy Duty Cover



MCT/V/HDCC

MCT/V/HDCC Shown with supplied Heavy Duty cover

Directional locking function

Braking function

Item	Description	Weight
MCT/V/HDCC	Concealment Trolley - Variable Height, Heavy Duty Castors	94.0kg

# Cylinder Storage & Transportation

Cylinder Trolley - F/G Size	94
Cylinder Trolley - J Size	94
Bulk Transportation Trolleys	95
Cylinder Trolley - E, CD/D Size	96
Wall Brackets & Cylinder Holders	97

## Cylinder Trolley F/G Size

### Features

- Compatible with F (48 cu ft), HX, LF, VF, ZX & G (120 cu ft) cylinders, max diameter 200mm, height 1350mm
- One piece construction
- Drop over chains secure the cylinder
- 160mm anti-static wheels

### Dimensions (w x d x h)

- 510 x 405 x 1145mm

### Standard Colours

- Paint - Grey White



Item	Description	Weight
CYT/FG1	F/G Size	10.0kg

## Cylinder Trolley with Stabilisers F/G Size

### Features

- Compatible with F (48 cu ft), HX, LF, VF, ZX & G (120 cu ft) cylinders, max diameter 200mm, height 1350mm
- One piece construction
- Drop over chains secure the cylinder
- Stabilising castors at rear of trolley reduce the likelihood of tipping during transportation
- 160mm anti-static wheels, 100mm swivel castors

### Dimensions (w x d x h)

- 520 x 700 x 1145mm

### Standard Colours

- Paint - Grey White



Item	Description	Weight
CYT/FG1/ST	F/G Size	14.0kg

## Cylinder Trolley J Size

### Features

- Compatible with J (240 cu ft), AK, L & HL cylinders, max diameter 245mm, height 1550mm
- One piece construction
- Drop over chains secure the cylinder
- 160mm anti-static wheels

### Dimensions (w x d x h)

- 510 x 475 x 1290mm

### Standard Colours

- Paint - Grey White



Item	Description	Weight
CYT/J1	J Size	10.5kg



## Cylinder Trolley J Size, Stabilisers

### Features

- Compatible with J (240 cu ft), AK, L & HL cylinders, max diameter 245mm, height 1550mm
- One piece construction
- Drop over chains secure the cylinder
- Stabilising castors at rear of trolley reduce the likelihood of tipping during transportation
- 160mm anti-static wheels, 100mm swivel castors

### Dimensions (w x d x h)

- 510 x 740 x 1290mm

### Standard Colours

- Paint - Grey White



Item	Description	Weight
CYT/J1/ST	J Size	14.8kg

## Bulk Transportation Trolley D/E Cylinders, 12 x Capacity

### Features

- Compatible with D, AD, CD, DD, PD, RD, ZD & E (24 cu ft) cylinders (12 x capacity) max diameter 105mm, height 870mm
- One piece construction
- Cylinders locate into individual sections, supported on a polyethylene base
- 125mm swivel castors, 2 off braking

### Dimensions (w x d x h)

- 460 x 590 x 1005mm

### Standard Colours

- Paint - Grey White



Item	Description	Weight
CYT/DE12	D & E Cylinders, 12 x Capacity	23.0kg

## Cylinder Trolley E Size

### Features

- Compatible with E (24 cu ft) cylinders, max diameter 115mm, height 900mm
- One piece construction
- Recessed base plate and drop over chain to secure the cylinder
- 40mm hook allows trolley to hang at bed end, a useful feature when transporting patients
- 100mm anti-static wheels

### Dimensions (w x d x h)

- 320 x 235 x 980mm

### Standard Colours

- Paint - Grey White



Item	Description	Weight
CYT/E1	E Size	4.3kg

## Cylinder Trolley CD/D Size

### Features

- Compatible with CD & D cylinders, max diameter 115mm, height 540mm
- One piece construction
- Recessed base plate and drop over chain to secure the cylinder
- 40mm hook allows trolley to hang at bed end, a useful feature when transporting patients
- 100mm anti-static wheels

### Dimensions (w x d x h)

- 320 x 235 x 980mm

### Standard Colours

- Paint - Grey White



Item	Description	Weight
CYT/CD1	CD/D Size	4.3kg

## Cylinder Brackets - Wall

### Features

- Suitable for D / E - 112mm / J - 235mm diameter cylinders
- Each bracket supports 2 cylinders
- Drop over chains secure the cylinder
- Holes for wall mounting (fixings not provided)
- We recommend that the bracket is positioned at approx. half cylinder height

### Dimensions (w x d x h)

- D/E - 359 x 107 x 88mm
- J - 613 x 170 x 88mm

### Standard Colours

- Paint - Grey White



CYB/DE2

Item	Description	Weight
CYB/DE2	Cylinder Bracket - D/E Size	1.1kg
CYB/J2	Cylinder Bracket - J Size	2.1kg

## Cylinder Holders - Vertical

### Features

- Suitable for D / E - 112mm diameter cylinders
- Carry handle & extended hook
- Hook allows the holder to be supported on & fixed to 25mm section bed frames

### Dimensions (w x d x h)

- D - 200 x 160 x 290mm
- E - 200 x 160 x 595mm

### Standard Colours

- Paint - Grey White



CYH/D1

CYH/E1

Item	Description	Weight
CYH/D1	Cylinder Holder - Vertical, D Size	1.4kg
CYH/E1	Cylinder Holder - Vertical, E Size	2.5kg

## Cylinder Wall Plate

### Features

- Suitable for use with CYH/D1, CYH/E1 & CYHP/D1 cylinder holders

### Dimensions (w x d x h)

- Overall Dimensions - 240 x 47 x 254mm

### Standard Colours

- Paint - Grey White



CYWP/1

CYWP/1 Shown with CYH/D1

Item	Description	Weight
CYWP/1	Cylinder Wall Plate	2.1kg



Glove, Apron Dispenser - Three Box, One Roll	100
Apron Dispensers - Roll	101
Apron Dispensers - Flat Pack	102
Glove, Mask Box Holders - One Box, Three Box	103
Syringe Dispenser - Five Column, Adjustable	105
Sharps Box Holder	105
Tilt Bins	106
Alcohol Gel Holders	106
Urine Bottle & Catheter Bag Holders	107
Catheter Racks	108
Drainage Racks	109

## Glove / Apron Dispenser - Three Box, One Roll

### Features


- Holder to accept...
  - Glove & Masks - Three boxes, up to 270mm in width
  - Aprons - One roll, up to 415mm in width
- Holes for wall mounting (fixings not provided)

### Dimensions (w x d x h)

- 460 x 170 x 625 mm

### Standard Colours

- Paint - White



DG/3/AR/1

Item	Description	Weight
DG/3/AR/1	Glove / Apron Dispenser - Three Box, One Roll	4.2kg

# Apron Dispensers - Roll

## Features

- Apron roll holders, maximum width 415mm
- Available for wall mounting or fitted with a 15mm hook (fixings not provided)

## Dimensions (w x d x h)

- One Roll Wall Mounted - 460 x 168 x 215mm
- One Roll with a hook - 460 x 190 x 265mm
- Three Rolls Wall Mounted - 420 x 168 x 615mm

## Standard Colours

- Paint - White



DAR/1/WM



DAR/3/WM

Item	Description	Weight
DAR/1/WM	One Roll - Wall Mounted	2.4kg
DAR/1/15	One Roll - 15mm hook	2.8kg
DAR/3/WM	Three Rolls - Wall Mounted	8.2kg

## Apron Dispenser - Flat Pack

### Features

- Holder to accept flat packed aprons, maximum width 400mm
- Packs of aprons fold over the centrally positioned divider
- Holes for wall mounting (fixings not provided)

### Dimensions (w x d x h)

- 410 x 105 x 290mm

### Standard Colours

- Paint - White



DAF/1

Item	Description	Weight
DAF/1	Flat Pack	2.0kg

## Glove / Mask Box Holders - Three Box

### Features

- Plastic coated wire frame
- Accommodates glove & mask boxes up to 270mm in width
- Boxes presented in landscape orientation
- Available for wall mounting or fitted with a 15mm square hook (fixings not provided)

### Dimensions (w x d x h)

- DG/3 - 290 x 115 x 405mm
- DG/3/15 - 290 x 141 x 405mm

### Standard Colours

- Plastic - White



DG/3

DG/3/15

Item	Description	Weight
DG/3	Three Box, Wall Mounting	0.7kg
DG/3/15	Three Box, 15mm Square Hook	0.8kg



# Glove / Mask Box Holders - One Box & Three Box

## Features

- Accommodates glove & mask boxes
- Box orientation...
  - One Box - Portrait - holds boxes up to 150mm
  - Three Box - Landscape - holds boxes up to 270mm
- Available for wall mounting or fitted with a 15mm square hook (wall fixings not provided)

## Dimensions (w x d x h)

- GMBH/WM - 143 x 100 x 152mm
- GMBH/15 - 143 x 122 x 177mm
- GMBH/3/15 - 275 x 100 x 410mm
- GMBH/3/WM - 275 x 122 x 410mm

## Standard Colours

- Paint - Grey White



GMBH/WM



GMBH/3/WM

Item	Description	Weight
GMBH/WM	One Box, Wall Mounted	0.5kg
GMBH/15	One Box, 15mm Square Hook	0.6kg
GMBH/3/15	Three Box, 15mm Square Hook	1.8kg
GMBH/3/WM	Three Box, Wall Mounted	1.8kg

## Glove Dispenser - Three Column, Adjustable

### Features

- Packs of sterile gloves separated by two adjustable dividers
- Full width card holder for identification
- Clear front panel assists with stock level inspection
- Hinged lid assists replenishment, whilst top loading ensures stock rotation
- Holes for wall mounting (fixings not provided)

### Dimensions (w x d x h)

- 565 x 260 x 315mm

### Standard Colours

- Paint - White



Item	Description	Weight
SS/48/3	Three Column, Adjustable	7.0kg

## Pocket Mask Holder

### Features

- Holder to accept Laerdal & Ambu Pocket Masks (hard cases)
- Allows the case to be quickly removed from the holder
- Supplied with self adhesive tape/holes for wall mounting (fixings not provided)

### Dimensions (w x d x h)

- 110 x 40 x 110mm

### Standard Colours

- Paint - White



Pocket mask not supplied



Item	Description	Weight
PMH005	Pocket Mask Holder	0.1kg

## Syringe Dispenser - Five Column, Adjustable

### Features

- Syringes separated by four adjustable dividers
- Full width card holder for identification
- Clear front panel assists with stock level inspection
- Hinged lid assists replenishment, whilst top loading ensures stock rotation
- Holes for wall mounting (fixings not provided)

### Dimensions (w x d x h)

- 565 x 317 x 320mm

### Standard Colours

- Paint - White



Item	Description	Weight
SS/36	Five Column, Adjustable	9.2kg

## Sharps Box Holder - One Box, Wall Mounted

### Features

- Accepts sharps boxes up to seven litres capacity
- Sharps box secured using a rubber band fitted with a toggle
- Holes for wall mounting (fixings not provided)

### Dimensions (w x d x h)

- 127 x 100 x 190mm

### Standard Colours

- Paint - White



Item	Description	Weight
SBH/WM	One Box, Wall Mounted	0.4kg

## Tilt Bins

### Features

- Available with 4, 5 or 6 compartments
- Clear bins provide visible storage & assists organisation
- Bins tilt to 45° allowing easy access of contents, & can be removed to assist refilling / cleaning
- Label holder for easy identification
- Mounting holes in back (fixings not included)

### Dimensions (w x d x h)

- TBIN4 - 600 x 170 x 210mm
- TBIN5 - 600 x 140 x 160mm
- TBIN6 - 600 x 95 x 115mm

### Standard Colours

- Plastic - Grey



45° Angle Tilt



Labels included



TBIN4



TBIN5



TBIN6

Item	Description	Weight
TBIN4	Four Compartment	2.4kg
TBIN5	Five Compartment	1.8kg
TBIN6	Six Compartment	1.0kg

## Alcohol Gel Holders - Wire Frame

### Features

- Compatible with popular 500ml bottles, 70mm x 70mm x 225mm (not supplied)
- Stainless steel construction
- Plastic drip tray
- Available with holes for wall mounting (fixings not provided) or with a 30mm square hook

### Standard Colours

- Stainless Steel



GH005

GH015

Item	Description	Overall Dimensions (w x d x h)	Weight
GH005	Lever Operated, Wall Mounted, Angled	77 x 300 x 278mm	0.4kg
GH015	30mm Hook	77 x 117 x 180mm	0.3kg

## Urine Bottle Holder - Hanging

### Features

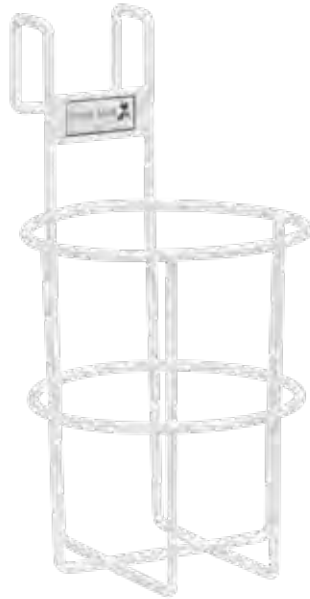
- Compatible with bottles up to 115mm Diameter
- Plastic coated wire frame
- 30mm square hook

### Dimensions (w x d x h)

- 150 x 182 x 282mm

### Standard Colours

- Plastic - White



UB/9

Item	Description	Weight
UB/9	Urine Bottle	0.3kg

## Catheter Bag Holders - Free Standing / Hanging

### Features


- Plastic coated wire frame
- Accepts most widely used bags
- Available freestanding or hanging (30mm square hook)
- Upper clip to hold the inlet tube
- Lower clip angles the drainage tube upwards to prevent drips should the tap leak

### Standard Colours

- Plastic - White



UB010



UB005

Item	Description	Overall Dimensions (w x d x h)	Weight
UB005	Freestanding	250 x 250 x 550mm	0.6kg
UB010	Hanging	250 x 77 x 410mm	0.4kg

## Catheter Racks - Two & Five Section

### Features

- Internal dimensions of each section 65 x 75 x 405mm
- Removable clear perspex panel to aid cleaning
- Available with holes for wall mounting (fixings not provided) or with a 15mm square hook

### Standard Colours

- Paint - White



Item	Description	Overall Dimensions (w x d x h)	Weight
<b>Two Section</b>			
RC/2	Wall Fitting	135 x 85 x 410mm	1.3kg
RC/2/15	15mm Hook	135 x 115 x 410mm	1.4kg
<b>Five Section</b>			
RC/5	Wall Fitting	320 x 85 x 410mm	3.3kg
RC/5/15	15mm Hook	320 x 115 x 410mm	3.4kg

## Catheter Racks - One Section

### Features

- Outer sleeve removable for cleaning
- 20mm square hook

### Dimensions (w x d x h)

- 185 x 55 x 555mm

### Standard Colours

- Paint - White



Item	Description	Weight
SS/40/MS	One Section	2.0kg


## Drainage Racks - Urinal

### Features

- Holds five urine bottles
- Stainless steel construction
- Supplied with a stainless steel drip tray
- Holes for wall mounting (fixings not provided)

### Dimensions (w x d x h)

- 535 x 205 x 415mm



Item	Description	Weight
RD/U5/SS	Urinal, Stainless Steel	1.7kg

## Drainage Racks - Bedpan

### Features

- Holds five bedpans
- Stainless steel construction
- Supplied with a stainless steel drip tray
- Holes for wall mounting (fixings not provided)

### Dimensions (w x d x h)

- 530 x 295 x 375mm



Item	Description	Weight
RD/B5/SS	Bedpan, Stainless Steel	3.3kg

# Dressing / Instrument Trolleys



Removable Shelves - Stainless Steel	112
Removable Shelves - Mild Steel	113
Fixed Shelves - Sides Up, Stainless Steel	114
Fixed Shelves - Sides Down, Stainless Steel	115
Drawer Units	117
Options & Accessories	118

## Removable Shelves, Stainless Steel, 450mm Deep

### Features

- Meets BS4068:1977 Specification for hospital trolleys for instruments, dressings & for anaesthetists use
- Seamlessly welded from 304 grade stainless steel for strength & ease of cleaning
- Flat or reversible 304 stainless steel shelves, cushioned on anti-static spiral buffers (removable for cleaning)
- Reversible shelves allow the end user to choose between a flat shelf or one with three upturned sides
- Shelf heights 405 & 870mm
- Maximum capacity per shelf 40kg
- 75mm pressed steel non-marking castors (1 x anti-static, 3 x non-anti-static)

### Options / Accessories

- Drawer Units - page 117 - Factory Fitted Only
- C001 - 75mm, Grey Polymer Castors (2 x braking / 2 x non-braking) Factory Fitted Only - refer to page 119
- C002 - 100mm, Grey Polymer Castors (2 x braking / 2 x non-braking) Factory Fitted Only - refer to page 119
- C003 - 100mm, Pressed Steel Castors (2 x braking / 2 x non-braking) Factory Fitted Only - refer to page 119
- DP/C - Infusion Pole & Bracket
- ZP005 - Ring Buffers - Factory Fitted Only



DTSR/450/SR



DTSR/600



DTSR/900

Flat Shelves	Reversible Shelves	Size	Shelf Size (w x d)	Overall Dimensions (w x d x h)	Weight
DTSR/450	DTSR/450/SR	Small	450 x 450mm	470 x 470 x 890mm	11.5kg
DTSR/600	DTSR/600/SR	Medium	600 x 450mm	620 x 470 x 890mm	16.0kg
DTSR/750	DTSR/750/SR	Large	750 x 450mm	770 x 470 x 890mm	18.0kg
DTSR/900	DTSR/900/SR	X-Large	900 x 450mm	920 x 470 x 890mm	20.0kg

# Removable Shelves, Mild Steel, 450mm Deep

## Features

- Meets BS4068:1977 Specification for hospital trolleys for instruments, dressings & for anaesthetists use
- Seamlessly welded mild steel frame
- Flat or reversible 304 grade stainless steel shelves, cushioned on anti-static spiral buffers (removable for cleaning)
- Reversible shelves allow the end user to choose between a flat shelf or a shelf with three upturned sides
- Shelf heights 405 & 870mm
- Maximum capacity per shelf 40kg
- 75mm pressed steel non-marking castors (1 x anti-static, 3 x non-anti-static)

## Standard Colours

- Paint - White

## Options / Accessories

- Drawer Units - page 117 - Factory Fitted Only
- C001 - 75mm, Grey Polymer Castors (2 x braking / 2 x non-braking) Factory Fitted Only - refer to page 119
- C002 - 100mm, Grey Polymer Castors (2 x braking / 2 x non-braking) Factory Fitted Only - refer to page 119
- C003 - 100mm, Pressed Steel Castors (2 x braking / 2 x non-braking) Factory Fitted Only - refer to page 119
- DP/C - Infusion Pole & Bracket
- ZP005 - Ring Buffers - Factory Fitted Only



Flat Shelves	Reversible Shelves	Size	Shelf Size (w x d)	Overall Dimensions (w x d x h)	Weight
DTMR/450	DTMR/450/SR	Small	450 x 450mm	470 x 470 x 890mm	11.5kg
DTMR/600	DTMR/600/SR	Medium	600 x 450mm	620 x 470 x 890mm	16.0kg

## Fixed Shelves, Sides Up, Stainless Steel, 450mm Deep

### Features

- Meets BS4068:1977 Specification for hospital trolleys for instruments, dressings & for anaesthetists use
- Seamlessly welded from 304 grade stainless steel for strength & ease of cleaning
- Fixed shelves with three sides up & one down
- Shelf heights 405 & 870mm
- Maximum capacity per shelf 40kg
- 75mm pressed steel non-marking castors (1 x anti-static, 3 x non-anti-static)

### Options / Accessories

- Drawer Units - page 117 - Factory Fitted Only
- C001 - 75mm, Grey Polymer Castors (2 x braking / 2 x non-braking) Factory Fitted Only - refer to page 119
- C002 - 100mm, Grey Polymer Castors (2 x braking / 2 x non-braking) Factory Fitted Only - refer to page 119
- C003 - 100mm, Pressed Steel Castors (2 x braking / 2 x non-braking) Factory Fitted Only - refer to page 119
- DP/C - Infusion Pole & Bracket
- ZP005 - Ring Buffers - Factory Fitted Only



DTSF/450



DTSF/750



DTSF/900

Item	Size	Shelf Size (w x d)	Overall Dimensions (w x d x h)	Weight
DTSF/450	Small	450 x 450mm	470 x 470 x 890mm	11.5kg
DTSF/600	Medium	600 x 450mm	620 x 470 x 890mm	16.0kg
DTSF/750	Large	750 x 450mm	770 x 470 x 890mm	18.0kg
DTSF/900	X-Large	900 x 450mm	920 x 470 x 890mm	20.0kg

# Fixed Shelves, Sides Down, Stainless Steel, 450mm Deep

## Features

- Meets BS4068:1977 Specification for hospital trolleys for instruments, dressings & for anaesthetists use
- Seamlessly welded from 304 grade stainless steel for strength & ease of cleaning
- Fixed shelves with down turned sides
- Shelf heights 405 & 870mm
- Maximum capacity per shelf 40kg
- 75mm pressed steel non-marking castors (1 x anti-static, 3 x non-anti-static)

## Options / Accessories

- Drawer Units - page 117 - Factory Fitted Only
- C001 - 75mm, Grey Polymer Castors (2 x braking / 2 x non-braking) Factory Fitted Only - refer to page 119
- C002 - 100mm, Grey Polymer Castors (2 x braking / 2 x non-braking) Factory Fitted Only - refer to page 119
- C003 - 100mm, Pressed Steel Castors (2 x braking / 2 x non-braking) Factory Fitted Only - refer to page 119
- DP/C - Infusion Pole & Bracket
- ZP005 - Ring Buffers - Factory Fitted Only



DTSF/450/2/SD



DTSF/600/2/SD



DTSF/900/2/SD

Item	Size	Shelf Size (w x d)	Overall Dimensions (w x d x h)	Weight
DTSF/450/2/SD	Small	450 x 450mm	470 x 470 x 870mm	12.0kg
DTSF/600/2/SD	Medium	600 x 450mm	620 x 470 x 870mm	14.5kg
DTSF/750/2/SD	Large	750 x 450mm	770 x 470 x 870mm	18.0kg
DTSF/900/2/SD	X-Large	900 x 450mm	920 x 470 x 870mm	21.0kg

## Fixed Shelves, Sides Down, Stainless Steel, 600mm Deep

### Features

- Meets BS4068:1977 Specification for hospital trolleys for instruments, dressings & for anaesthetists use
- Seamlessly welded from 304 grade stainless steel for strength & ease of cleaning
- Fixed shelves with down turned sides
- Shelf heights 405 & 870mm
- Maximum capacity per shelf 40kg
- 100mm pressed steel anti-static non-marking castors

\*Drawers not suitable for this product

### Options / Accessories

- C002 - 100mm, Grey Polymer Castors (2 x braking / 2 x non-braking) Factory Fitted Only - refer to page 119
- C003 - 100mm, Pressed Steel Castors (2 x braking / 2 x non-braking) Factory Fitted Only - refer to page 119
- DP/C - Infusion Pole & Bracket
- ZP005 - Ring Buffers - Factory Fitted Only



DTSF/66/2/SD



DTSF/96/2/SD



DTSF/126/2/SD

Item	Size	Shelf Size (w x d)	Overall Dimensions (w x d x h)	Weight
DTSF/66/2/SD	Small	600 x 600mm	620 x 620 x 870mm	17.5kg
DTSF/96/2/SD	Medium	900 x 600mm	920 x 620 x 870mm	24.0kg
DTSF/126/2/SD	Large	1200 x 600mm	1220 x 620 x 870mm	29.6kg

# Drawer Units

## Features

- Compatible with removable & fixed shelf ranges, with exception of 600mm deep trolleys
- Available in two sizes
  - Small - 300 x 400mm
  - Large - 600 x 400mm
- Each drawer unit is supplied with a 100mm deep HTM71 modular basket
- Stainless steel basket support & drawer carriage
- Precision telescopic runners
- Solid grade laminate drawer front
- Maximum load 5kg
- Trolleys accept only one tier of drawers
- Drawers are not lockable
- Factory fitted & must be ordered at the same time as the trolley

## Internal Dimensions (w x d)

- Small - 235 x 335mm (internal)
- Large - 535 x 335mm (internal)

## Options / Accessories

- 2HH-7014100 - Basket, 300 x 400 x 100mm
- 2HH-7012100 - Basket, 600 x 400 x 100mm
- 2HH-7811206N - Divider, 300 x 100mm
- 2HH-7811205N - Divider, 400 x 100mm
- 2HH-7811204N - Divider, 600 x 100mm
- Additional Trays, Baskets, Dividers & Accessories - page 214



DTSR/450/DUS/R



DUS/R



2HH-7011100

Item	Description	Trolley Compatibility	Weight
<b>Removable Shelf Trolleys</b>			
DUS/R	Drawer Unit - Small, Removable Shelf Trolleys	450mm & 600mm	5.1kg
DUL/R	Drawer Unit - Large, Removable Shelf Trolleys	750mm & 900mm	6.9kg
<b>Fixed Shelf Trolleys</b>			
DUS/F	Drawer Unit - Small, Fixed Shelf Trolleys	450mm & 600mm	4.7kg
DUL/F	Drawer Unit - Large, Fixed Shelf Trolleys	750mm & 900mm	6.5kg

## Reversible Shelves

### Features

- Allows the end user to choose between a flat shelf or one with three upturned sides
- Removable for cleaning
- Compatible with DTMR & DTSR ranges only



DTSR/600/SR

Item	Description	Weight
SR	Reversible Shelves	5-10.0kg

## Clamping Infusion Stands - Trolley

### Features

- Clamp secures to 25mm vertical round tube (designed to fit our range of dressing trolleys)
- When fitting to other trolleys, we strongly recommend that a risk assessment is carried out to assess stability
- When fitted protrudes 45mm
- Supplied with a two pigtail hook infusion pole
- Maximum capacity on hooks 2kg

### Dimensions (w x d x h)

- 55 x 220 x 1200mm



Item	Description	Weight
DP/C	Clamping Infusion Stands - Trolley	1.8kg



# Castors

## Features

- Polymer & pressed steel castors
- Anti-static & non-marking
- Supplied as a set of 4 castors
- 100mm castors increase the height of the trolley by approx. 30mm
- Factory fitted



C001



C002



C003

Item	Description	Weight
C001	75mm, Grey Polymer, 2 x Braking / 2 x Non-Braking (set of 4)	2.0kg
C002	100mm, Grey Polymer, 2 x Braking / 2 x Non-Braking (set of 4)	2.0kg
C003	100mm, Pressed Steel, 2 x Braking / 2 x Non-Braking (set of 4)	2.0kg

# Drug & Medicine Dispensing

Dispensing Trolleys	122
Dispensing Trolleys - Laptop Holders	126
Pharmacy Trolleys	128
Pharmacy Trolleys - Laptop Holders	134
Security Clamp	136
Distribution Trolleys	137

## Caretray Trolley - Dispensing

### Features

- Trolleys suitable for the storage & dispensing of drugs & medicines
- Suitable for use with Electronic Prescribing & Medicines Administration (EPMA) & Electronic Patient Records (EPR)
- Quick & easy disassembly, assists thorough & deep cleaning
- Fully welded mild steel frame
- Recyclable polypropylene one-piece top & side panels, smooth surfaces & radiused edges assists cleaning (compatible with steam cleaning)
  - Top Panel - Raised edges on three sides provide defined grab points to act as push handles, whilst an integral rim at the front contains spillages (max load 30kg)
  - Side Panels - Incorporate runners with positive stops preventing trays from being accidentally withdrawn
- Carerails fitted to either side support a wide range of accessories
- Solid grade laminate door & back panel providing security for the contents of the trays
- Two locking options...
  - High Security Bolt Lock - Supplied with two keys
  - Electronic Push Button Lock - Programmable four-digit code
- Trolley pre-configured with the following accessories...
  - Waste Bin & Bracket, 8 Litre
- Translucent, impact-resistant trays & dividers, smooth surfaces & radiused edges assists cleaning (compatible with steam cleaning / high temperature machine washing)
- Trays feature an integral handle with a plastic clip-on label cover (coloured label strips supplied - white, blue, green, yellow & red)
- Each tray supplied with 2 x long & 2 x short dividers
- Max load per tray 5kg
- Polyurethane ring buffers offer protection to both the trolley & fabric of the building
- 100mm polymer castors, 2 off braking
- When not in use, trolleys storing medicines should be secured to the wall using a Security Clamp (see locking & security accessories)

### Dimensions (w x d x h)

- Overall Dimensions - 550 x 550 x 993mm
- Plastic Top - 455 x 455 (internal) at height 968mm
- Trays
  - Shallow Tray - 355 x 405 x 100mm (internal)
  - Deep Tray - 355 x 405 x 150mm (internal)

### Standard Colours

- Paint - Spearmint

### Accessories

- Locking & Security - page 54
- Overbridge & Tilt Bins - page 60
- Carerail Mounted - page 62
- Laptop Holders - page 68/69
- Castors - page 70
- Trays & Dividers - page 71
- Labels - page 72



CTDISPM1/10/3S2D/EPB

High Security Bolt Lock	Electronic Push Button Lock	Description	Weight
CTDISPM1/10/3S2D/HSB	CTDISPM1/10/3S2D/EPB	3 x 100mm, 2 x 150mm Trays	35.5kg
CTDISPM1/10/4S1D/HSB	CTDISPM1/10/4S1D/EPB	4 x 100mm, 1 x 150mm Trays	35.2kg
CTDISPM1/10/6S/HSB	CTDISPM1/10/6S/EPB	6 x 100mm Trays	36.3kg

# Dispensing Trolleys - Standard Capacity, Metal

## Features

- Trolleys suitable for the storage & dispensing of drugs & medicines
- Lockable hinged lid provides document support
- Fitted with a high security bolt lock (supplied with two keys)
- Hinged writing flap provides a work area at height 907mm (max capacity 2kg)
- Lower shelf
- Five tier plastic rack (395mm)
- Two slide out storage / waste bins
- 100mm pressed steel castors
- When not in use, trolley should be secured to the building - see optional MT/1/6F

## Dimensions (w x d x h)

- Overall...
  - Small - 750 x 459 x 1112mm
  - Medium - 891 x 459 x 1112mm
  - Large - 1030 x 492 x 1112mm
- Internal...
  - Small - 489 x 457 x 292mm sloping to 127mm at the front
  - Medium - 706 x 457 x 292mm sloping to 127mm at the front
  - Large - 832 x 490 x 292mm sloping to 127mm at the front

## Standard Colour

- Frame - Spearmint
- Cabinet / Shelf / Flap - Grey White

## Options / Accessories

- MT/1/6F - Security Wall Clamp
- ZP005 - Ring Buffers
- MT/LHR/S - Laptop Holder - Removable, Swing Arm



MT140

Item	Description	Weight
MT130	Standard Capacity, Metal, Small	22.0kg
MT140	Standard Capacity, Metal, Medium	25.0kg
MT150	Standard Capacity, Metal, Large	31.0kg

## Dispensing Trolleys - Standard Capacity, Melamine

### Features

- Trolleys suitable for the storage & dispensing of drugs & medicines
- Lockable hinged lids...
  - Upper - Assisted using a gas strut, providing document support
  - Lower - Provides a work area, at height 980mm (max load 4kg)
- Two locking options...
  - High Security Bolt Lock - Supplied with two keys
  - Electronic Push Button - Programmable four-digit code
- Hinged work flap provides a work area at height 930mm (max load 2kg)
- Lower shelf
- Five tier plastic rack (395mm)
- Two slide out storage / waste bins
- 100mm pressed steel castors
- When not in use, trolley should be secured to the building - see optional MT/1/6F

### Dimensions (w x d x h)

- Overall...
  - Small - 750 x 490 x 1130mm
  - Medium - 890 x 490 x 1130mm
  - Large - 1030 x 525 x 1130mm
- Internal...
  - Small - 530 x 427 x 263mm sloping to 112mm at front
  - Medium - 683 x 427 x 263mm sloping to 112mm at front
  - Large - 805 x 461 x 263mm sloping to 112mm at front

### Standard Colours

- Frame - Spearmint
- Cabinet / Shelf / Flap - Grey White

### Options / Accessories

- MT/1/6F - Security Wall Clamp
- ZP005 - Ring Buffers
- MT/LHR/S - Laptop Holder - Removable, Swing Arm
- MT/LHNR/S - Laptop Holder - Non-Removable, Swing Arm



MT100CL

Item	Description	Weight
High Security Bolt Lock		
MT100	Standard Capacity, Melamine, High Security Bolt Lock, Small	26.0kg
MT110	Standard Capacity, Melamine, High Security Bolt Lock, Medium	35.0kg
MT120	Standard Capacity, Melamine, High Security Bolt Lock, Large	42.5kg
Electronic Push Button Lock		
MT100CL	Standard Capacity, Melamine, Electronic Push Button Lock, Small	26.0kg
MT110CL	Standard Capacity, Melamine, Electronic Push Button Lock, Medium	35.0kg
MT120CL	Standard Capacity, Melamine, Electronic Push Button Lock, Large	42.5kg

# Dispensing Trolleys - High Capacity, Melamine

## Features

- Trolleys suitable for the storage & dispensing of drugs & medicines
- Lockable hinged lids...
  - Upper - Assisted using a gas strut, providing document support
  - Lower - Provides a work area, at height 980mm (max load 4kg)
- Two locking options...
  - High Security Bolt Lock - Supplied with two keys
  - Electronic Push Button - Programmable four-digit code
- Hinged work flap provides a work area at height 850mm (max load 2kg)
- Lower shelf
- Five tier plastic rack (395mm)
- Two slide out storage / waste bins
- 125mm pressed steel castors
- Ring buffers
- When not in use, trolley should be secured to the building - see optional MT/1/6F

## Dimensions (w x d x h)

- Overall...
  - Medium - 760 x 560 x 1290mm
  - Large - 905 x 560 x 1290mm
- Internal...
  - Medium - 530 x 461 x 513mm sloping to 137mm at the front
  - Large - 683 x 461 x 513mm sloping to 137mm at the front

## Standard Colours

- Frame - Spearmint
- Cabinet / Shelf / Flap - Grey White

## Options / Accessories

- MT/1/6F - Security Wall Clamp
- MT/LHR/S - Laptop Holder - Removable, Swing Arm
- MT/LHNR/S - Laptop Holder - Non-Removable, Swing Arm



MT220CL/FPU  
(Shown with optional purple frame)

Alternative colours available at extra cost. Change suffix 'FPU' on the product code with any of the following e.g. in signal green - MT220CL/**FSG**



Item	Description	Weight
<b>High Security Bolt Lock</b>		
MT220	High Capacity, Melamine, High Security Bolt Lock, Medium	42.0kg
MT230	High Capacity, Melamine, High Security Bolt Lock, Large	50.0kg
<b>Electronic Push Button Lock</b>		
MT220CL	High Capacity, Melamine, Electronic Push Button Lock, Medium	42.0kg
MT230CL	High Capacity, Melamine, Electronic Push Button Lock, Large	50.0kg

## Laptop Holder - Removable, Swing Arm

### Features

- Three section swing arm offering height, rotation & angle adjustment
- Compatible with the MT range of dispensing trolleys
- Fitted to the rear right hand upright of the trolley (upright & holder supplied for customer to fit)
- Laptop supported in a cradle, fitted with adjustable wing arms
- Laptop can be secured using a security clamp (supplied)\*
- Adjustable to accept laptops 280 - 435 x 22mm (w x h)
- Maximum capacity 2kg
- Design allows easy access to laptop ports

\*Not compatible with Dell laptops using the N17 wedge lock system

### Standard Colours

- Paint - Grey White



Item	Description	Weight
MT/LHR/S	Laptop Holder - Removable, Swing Arm	3.7kg



# Laptop Holder - Non-Removable, Swing Arm

## Features

- Three section swing arm offering height, rotation & angle adjustment
- Compatible with the MT range of dispensing trolleys
- Fitted to the rear right hand upright of the trolley (upright & holder supplied for customer to fit)
- Laptop supported in a cradle fitted with a steel mounting bracket, fixed using either nyloc or wing nuts
- Laptop can be secured using a security clamp (supplied)\*
- Adjustable to accept laptops 280 - 435 x 22mm (w x h)
- Maximum capacity 2kg
- Design allows easy access to laptop ports

\*Not compatible with Dell laptops using the N17 wedge lock system

## Standard Colours

- Paint - Grey White



Laptop supported in a cradle fitted with a steel mounting bracket that can be fixed using either nyloc or wing nuts

Item	Description	Weight
MT/LHNR/S	Laptop Holder - Non-Removable, Swing Arm	5.0kg

## Pharmacy Trolleys - Patient Administration

### Features

- Trolleys suitable for the storage & dispensing of drugs & medicines using individual compartments dedicated for each patient
- Two locking options...
  - High Security Bolt Lock - Supplied with two keys
  - Electronic Push Button - Programmable four-digit code
- Supplied with 4 / 8 trays subdivided into equal compartments...
  - 24 Compartment - 4 trays subdivided into 6 equal compartments, each compartment - 190mm x 132mm x 220mm (5.5 Litres). Label holders provided for each compartment
  - 32 Compartment - 8 trays subdivided into 4 equal compartments, each compartment - 192mm x 143mm x 220mm (6.1 Litres). Label holders provided for each compartment
- Upper work surface
- Push handles incorporate integral buffers to offer protection to both the trolley & fabric of the building
- Plastic debris bin & bracket
- 125mm polymer castors
- When not in use, trolley should be secured to the building - see optional MT/1/6F

### Dimensions (w x d x h)

- Single Door - 627 x 579 x 1165mm
- Double Door - 820 x 579 x 1165mm

### Standard Colours

- Paint - Grey White
- Work Surface - Spearmint

### Options / Accessories

- MT/1/6F - Security Wall Clamp
- PT/LHR/S - Laptop Holder - Removable, Swing Arm
- PT/LHNR/S - Laptop Holder - Non-Removable, Swing Arm



PTD/HSB/PA32

High Security Bolt Lock	Electronic Push Button Lock	Description	Weight
PTS/HSB/PA24	PTS/EPB/PA24	Patient Administration, Single Door, 24 Compartments	51.4kg
PTD/HSB/PA32	PTD/EPB/PA32	Patient Administration, Double Door, 32 Compartments	68.8kg

# Pharmacy Trolleys - Drawers

## Features

- Trolleys suitable for the storage & dispensing of drugs & medicines using drawers
- Two locking options...
  - High Security Bolt Lock - Supplied with two keys
  - Electronic Push Button - Programmable four-digit code
- Upper work surface
- Push handles incorporate integral buffers to offer protection to both the trolley & fabric of the building
- Three adjustable door shelves
- Plastic debris bin & bracket
- 125mm polymer castors
- When not in use, trolley should be secured to the building - see optional MT/1/6F

## Dimensions (w x d x h)

- Overall Dimensions - 511 x 542 x 1072mm
- Drawer - 335 x 295 x 113mm (internal)

## Standard Colours

- Paint - Grey White
- Work Surface - Spearmint

## Options / Accessories

- MT/1/6F - Security Wall Clamp
- PT/LHR/S - Laptop Holder - Removable, Swing Arm
- PT/LHNR/S - Laptop Holder - Non-Removable, Swing Arm
- SEP/DIS - Drawer Inserts, Single Door Trolley - refer to page 524



PTS/HSB/DR6

High Security Bolt Lock	Electronic Push Button Lock	Description	Weight
PTS/HSB/DR6	PTS/EPB/DR6	Pharmacy Trolleys - Drawers	53.0kg

## Pharmacy Trolleys - Trays

### Features

- Trolleys suitable for the storage & dispensing of drugs & medicines using individual patient trays
- Two locking options...
  - High Security Bolt Lock - Supplied with two keys
  - Electronic Push Button - Programmable four-digit code
- Trays supported on adjustable shelves, sizes (w x d x h)...
  - LA - 86 x 268 x 57mm (aluminium)
  - A - 85 x 181 x 54mm (plastic)
  - C - 129 x 181 x 54mm (plastic)
  - LP - 115 x 266 x 95mm (plastic)
- Upper work surface
- Push handles incorporate integral buffers to offer protection to both the trolley & fabric of the building
- Adjustable door shelves...
  - Single Door - Three door shelves
  - Double Door - Six door shelves
- Plastic debris bin & bracket
- 125mm polymer castors
- When not in use, trolley should be secured to the building - see optional MT/1/6F

### Dimensions (w x d x h)

- Single Door - 511 x 542 x 1072mm
- Double Door - 711 x 568 x 1072mm

### Standard Colours

- Paint - Grey White
- Work Surface - Spearmint

### Options / Accessories

- MT/1/6F - Security Wall Clamp
- PT/LHR/S - Laptop Holder - Removable, Swing Arm
- PT/LHNR/S - Laptop Holder - Non-Removable, Swing Arm



PTS/HSB/LA16



PTD/HSB/A18C12



PTD/HSB/LP24

High Security Bolt Lock	Electronic Push Button Lock	Description	Weight
Single Door	Single Door		
PTS/HSB/LA16	PTS/EPB/LA16	Sixteen LA Trays	39.0kg
Double Door	Double Door		
PTD/HSB/A18C12	PTD/EPB/A18C12	Eighteen A & Twelve C Trays	57.0kg
PTD/HSB/LP24	PTD/EPB/LP24	Twenty-Four LP Trays	57.0kg

# Pharmacy Trolleys - Blister Pack (MDS)

## Features

- Trolleys suitable for the storage & dispensing of drugs & medicines using the blister packed monitored dosage system (MDS)
- Two locking options...
  - High Security Bolt Lock - Supplied with two keys
  - Electronic Push Button - Programmable four-digit code
- Frames supported on adjustable slide out shelves (frames not supplied)
- Upper work surface
- Push handles incorporate integral buffers to offer protection to both the trolley & fabric of the building
- Adjustable door shelves...
  - Single Door - Three door shelves
  - Double Door - Six door shelves
- Fold over MDS dispensing surface
- Plastic debris bin & bracket
- 125mm polymer castors
- When not in use, trolley should be secured to the building - see optional MT/1/6F

## Dimensions (w x d x h)

- Single Door - 511 x 542 x 1072mm
- Double Door - 711 x 568 x 1072mm

## Standard Colours

- Paint - Grey White
- Work Surface - Spearmint

## Options / Accessories

- MT/1/6F - Security Wall Clamp
- PT/LHR/S - Laptop Holder - Removable, Swing Arm
- PT/LHNR/S - Laptop Holder - Non-Removable, Swing Arm



PTS/HSB/BP6  
(Frames not included)

High Security Bolt Lock	Electronic Push Button Lock	Description	Weight
Single Door	Single Door		
PTS/HSB/BP6	PTS/EPB/BP6	Blister Pack, Six Frames	38.0kg
Double Door	Double Door		
PTD/HSB/BP9	PTD/EPB/BP9	Blister Pack, Nine Frames	42.0kg

## Pharmacy Trolleys - Nomad® Cassettes

### Features

- Trolleys suitable for the storage & dispensing of drugs & medicines using the Nomad® cassette monitored dosage system
- Two locking options...
  - High Security Bolt Lock - Supplied with two keys
  - Electronic Push Button - Programmable four-digit code
- Cassettes supported on three adjustable shelves (cassettes not supplied)
- Upper work surface
- Push handles incorporate integral buffers to offer protection to both the trolley & fabric of the building
- Six adjustable door shelves
- Plastic debris bin & bracket
- 125mm polymer castors
- When not in use, trolley should be secured to the building - see optional MT/1/6F

### Dimensions (w x d x h)

- Overall Dimensions - 711 x 568 x 1072mm

### Standard Colours

- Paint - Grey White
- Work Surface - Spearmint

### Options / Accessories

- MT/1/6F - Security Wall Clamp
- PT/LHR/S - Laptop Holder - Removable, Swing Arm
- PT/LHNR/S - Laptop Holder - Non-Removable, Swing Arm



PTD/HSB/NC56

High Security Bolt Lock	Electronic Push Button Lock	Description	Weight
PTD/HSB/NC56	PTD/EPB/NC56	Nomad®, Fifty-Six Cassettes	48.0kg

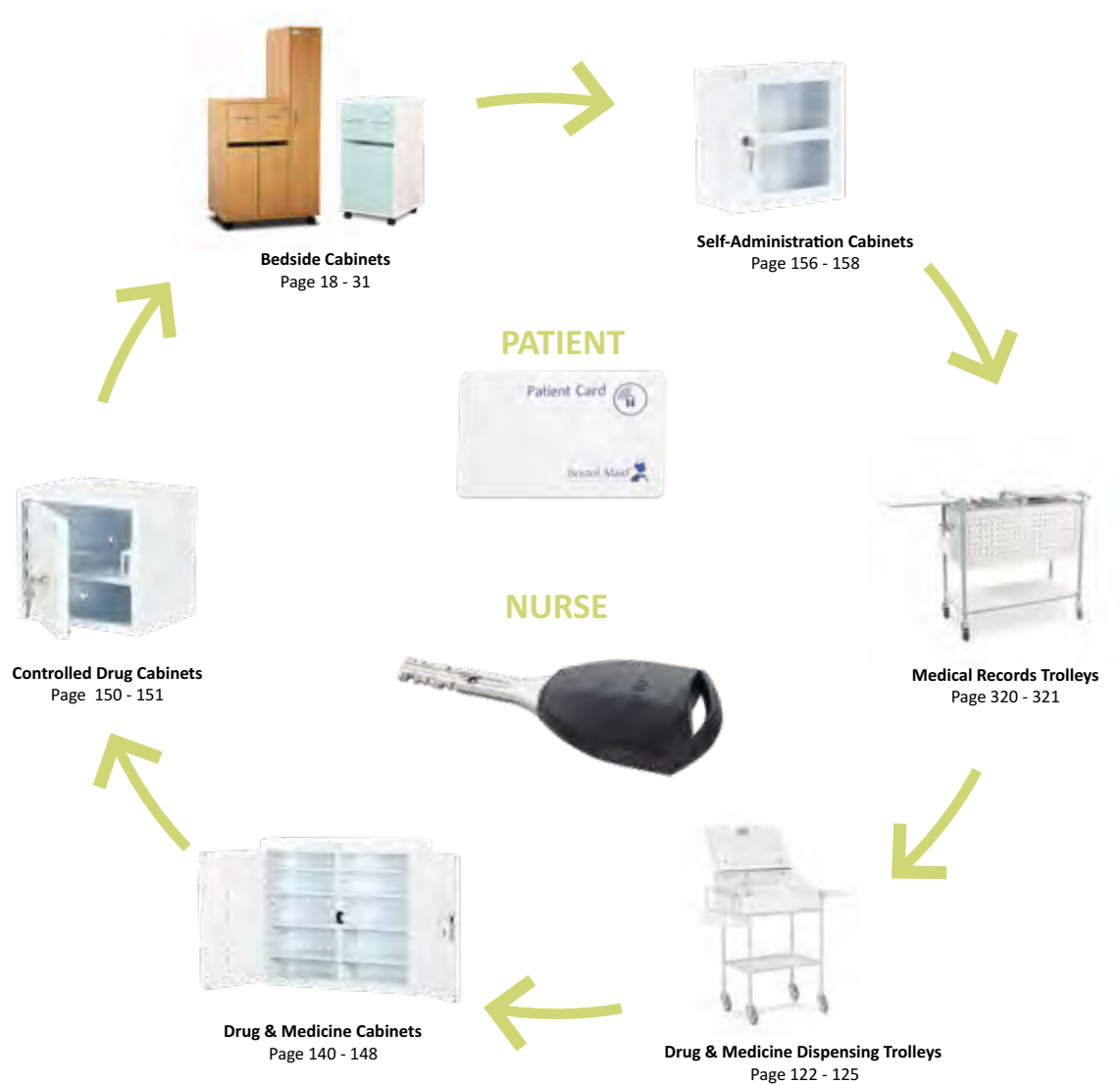
## CLIQ® & RFID Solutions

The use of CLIQ® coupled with unique RFID tag identifiers allows a single key to be used with Medicines Management and for Accessing Patient Records.

- Controlled Drug Cabinets (audit trail available)
- Drug & Medicine Cabinets (audit trail available)
- Self-Administration Cabinets
- Bedside Cabinets
- Drug & Medicine Dispensing Trolleys
- Medical Records Trolleys

The use of RFID cards allows a single card to be used with Self-Administration Schemes.

- Self-Administration Cabinets
- Bedside Cabinets



## Laptop Holder - Removable, Swing Arm

### Features

- Three section swing arm offering height, rotation & angle adjustment
- Compatible with the PT range of single & double door pharmacy trolleys
- Fitted to an upright bolted to the rear left-hand corner of the trolley (upright & holder supplied for customer to fit)
- Laptop supported in a cradle, fitted with adjustable wing arms
- Laptop can be secured using a security clamp (supplied)\*
- Adjustable to accept laptops 280 - 435 x 22mm (w x h)
- Maximum capacity 2kg
- Design allows easy access to laptop ports

\*Not compatible with Dell laptops using the N17 wedge lock system

### Standard Colours

- Paint - Grey White



Item	Description	Weight
PT/LHR/S	Removable, Swing Arm	4.7kg



# Laptop Holder - Non-Removable, Swing Arm

## Features

- Three section swing arm offering height, rotation & angle adjustment
- Compatible with the PT range of single & double door pharmacy trolleys
- Fitted to an upright bolted to the rear left-hand corner of the trolley (upright & holder supplied for customer to fit)
- Laptop supported in a cradle fitted with a steel mounting bracket, fixed using either nyloc or wing nuts
- Laptop can be secured using a security clamp (supplied)\*
- Adjustable to accept laptops 280 - 435 x 22mm (w x h)
- Maximum capacity 2kg
- Design allows easy access to laptop ports

\*Not compatible with Dell laptops using the N17 wedge lock system

## Standard Colours

- Paint - Grey White



Item	Description	Weight
PT/LHNR/S	Non-Removable, Swing Arm	5.0kg

Laptop supported in a cradle fitted with a steel mounting bracket that can be fixed using either nyloc or wing nuts

## Security Clamp

### Features

- Allows the trolley to be secured to the 'fabric of the building'
- Requires no additional keys, utilises the trolleys own locking system
- One end is secured to the wall, the 'hook shaped' end is trapped by the door / lid of the trolley when closed & locked
- Recommended wall fitting height approx 1000mm



#### Important Note - Security Clamps

It is a requirement that when the trolley is not in use it should be secured to the 'fabric of the building'. Not only does this prevent casual theft, i.e. trolleys being pushed to an isolated area & broken into, but also encourages good nursing practice, giving the trolley a "permanent home".

"Safe & Secure Handling of Medicines - Royal Pharmaceutical Society, GB-March 2005"

## Fitting Your Security Clamp



Securely fasten one end of the clamp to the wall



The 'hook shaped' end is trapped by the door when closed & locked



Item	Description	Cable Length	Weight
MT/1/6F	Security Clamp	950mm	0.75kg

# Distribution Trolleys - Lockable Drawers

## Features

- Trolleys suitable for the distribution of drugs & medicines from pharmacy to the ward & also with self-administration / patient own drug schemes
- Provides secure drug delivery using drawers which when locked are securely fastened to the trolley
- Drawers are fitted with a CAM lock (supplied with two keys)
- Max load per drawer 3kg
- Supplied as standard with locks to differ, allowing each ward to have its own key & be responsible for removing the drawer from the trolley (remaining key should be kept at the pharmacy)
- Master keys available (additional cost)
- Upper work surface
- Push handles at either end
- Document pocket fitted to end of trolley
- Low level corner bumpers offer protection to both the trolley & fabric of the building
- 125mm pressed steel castors, 2 off braking

## Dimensions (w x d x h)

- SA005 - 1026 x 523 x 1002mm
- SA025 - 1180 x 523 x 1002mm
- Drawer - 145 x 423 x 230mm (Internal)

## Standard Colours

- Paint - Grey White
- Work Surface - Spearmint

## Options / Accessories

- Master Keys - contact us for details



SA005

Item	Description	Weight
SA005	Distribution Trolley - 15 Drawers	49.0kg
SA025	Distribution Trolley - 18 Drawers	56.0kg

# Drug & Medicine Storage

Drug & Medicine Cabinets - Shelves & Door Shelves	140
Drug & Medicine Cabinets - Deep Shelves	144
Drug & Medicine Cabinets - Blister Pack (MDS)	148
Auditable Access Control for Medicines Management	149
Controlled Drug Cabinets	150
Drug & Medicine Cupboards	152
Options	153
Patients / Residents Own Medication Cabinets - Self Administration	156
Patients / Residents Own Medication Cabinets - Blister Pack (MDS)	159
Tablet Counter	160
Storage Boxes	161

## Drug & Medicine Cabinets - Shelves & Door Shelves

### Features

- Independently tested to BS 2881: 1989 (Security Level One) Specification for Cupboards for the Storage of Medicines in Health Care Premises
- BS 3621 anti-pick & drill, key retaining five pin cylinder lock (supplied with three keys)
- Adjustable & removable shelves (190mm deep) & door shelves (75mm deep)
- Key profile unique to Hospital Metalcraft Ltd, offering 250,000 different combinations
- Compatible with CLIQ®, integrating electronics into high security mechanical disc cylinders & keys, combining electronic security & remote management in real time
- Optional Digital Push Button Lock (does not conform to BS 2881: 1989)
- 12V DC LED lighting / warning system (model dependent) with volt-free contact to allow connection to light / nurse call systems. Requires 100V - 240V ~, 50Hz-60Hz, 0.3A Mains supply. Supplied fitted with a UK 3 pin plug. CE marked & conforms to the low voltage directives 73/23/EEC & 89/336/EC
- Lighting transformer housing adds 125mm to the overall height
- 0.9mm mild steel welded construction
- Mounting holes provided in back (fixings not included)
- Modular design allows for easy interchange with HTM 63 storage systems
- Compatible with our range of CD cabinets for the storage of Controlled Drugs



\*Lighting Transformer Housing Adds 125mm to Overall Height



PC639/LX

### Single Door Cabinets

Right Hand Opening		Left Hand Opening		Shelves / Door Shelves	Overall Dimensions (w x d x h)	Compatible CD Cabinets	Weight
Light*	No Light	Light*	No Light				
PC536	PC536/LX	PC536/LH	PC536/LH/LX	3 / 3	500 x 300 x 600mm	CD005, CD010	29.9kg
PC539	PC539/LX	PC539/LH	PC539/LH/LX	4 / 4	500 x 300 x 900mm	CD005, CD010, CD015	34.0kg
PC636	PC636/LX	PC636/LH	PC636/LH/LX	3 / 3	600 x 300 x 600mm	CD005, CD010	33.9kg
PC639	PC639/LX	PC639/LH	PC639/LH/LX	4 / 4	600 x 300 x 900mm	CD005, CD010, CD015	38.0kg

\*Transformer casing adds 125mm to overall height

## Standard Colours

- Paint - White

## Options / Accessories

- DGL - Digital Push Button Lock (Not available on independent locking cabinets)
- SL - Suited Locks (Contact us for more information)
- PC/500/ST - Sloping Top (500mm Wide Cabinets)
- PC/600/ST - Sloping Top (600mm Wide Cabinets)
- PC/800/ST - Sloping Top (800mm Wide Cabinets)
- PC/1000/ST - Sloping Top (1000mm Wide Cabinets)
- PC/RLBS - Remote Light Box (Surface Mounted)
- PC/RLBF - Remote Light Plate (Flush Mounted)
- PCB - Buzzer Alarm (Factory Fit to Cabinets with Lights Only)



PC636/LX



PC536/LX

## Drug & Medicine Cabinets - Shelves & Door Shelves



PC836/LX



PC1036/LX

### Double Door Cabinets - Single Lock

#### Single Lock (Secures Both Doors)

Light*	No Light	Shelves / Door Shelves	Overall Dimensions (w x d x h)	Compatible CD Cabinets	Weight
PC836	PC836/LX	6 / 5	800 x 300 x 600mm	CD005, CD010	40.9kg
PC839	PC839/LX	8 / 8	800 x 300 x 900mm	CD005, CD010, CD015	45.9kg
PC1036	PC1036/LX	6 / 6	1000 x 300 x 600mm	CD005, CD010	48.9kg
PC1039	PC1039/LX	8 / 8	1000 x 300 x 900mm	CD005, CD010, CD015	53.9kg

\*Transformer casing adds 125mm to overall height





PC839/IND/LX



PC1039/IND/LX

### Double Door Cabinets - Each Door Fitted with a Lock

Each Door Fitted with a Lock					
Light*	No Light	Shelves / Door Shelves	Overall Dimensions (w x d x h)	Compatible CD Cabinets	Weight
PC836/IND	PC836/IND/LX	6 / 4	800 x 300 x 600mm	CD005	40.9kg
PC839/IND	PC839/IND/LX	8 / 8	800 x 300 x 900mm	CD005, CD010	45.9kg
PC1036/IND	PC1036/IND/LX	6 / 6	1000 x 300 x 600mm	CD005, CD010	48.9kg
PC1039/IND	PC1039/IND/LX	8 / 8	1000 x 300 x 900mm	CD005, CD010, CD015	53.9kg

\*Transformer casing adds 125mm to overall height

## Drug & Medicine Cabinets - Deep Shelves

### Features

- Independently tested to BS 2881: 1989 (Security Level One) Specification for Cupboards for the Storage of Medicines in Health Care Premises
- BS 3621 anti-pick & drill, key retaining five pin cylinder lock (supplied with three keys)
- Adjustable & removable deep shelves (250mm deep)
- Key profile unique to Hospital Metalcraft Ltd, offering 250,000 different combinations
- Compatible with CLIQ®, integrating electronics into high security mechanical disc cylinders & keys, combining electronic security & remote management in real time
- Optional Digital Push Button Lock (does not conform to BS 2881: 1989)
- 12V DC LED lighting / warning system (model dependent) with volt-free contact to allow connection to light / nurse call systems. Requires 100V - 240V ~, 50Hz-60Hz, 0.3A Mains supply. Supplied fitted with a UK 3 pin plug. CE marked & conforms to the low voltage directives 73/23/EEC & 89/336/EC
- Lighting transformer housing adds 125mm to the overall height
- 0.9mm mild steel welded construction
- Mounting holes provided in back (fixings not included)
- Modular design allows for easy interchange with HTM 63 storage systems
- Compatible with our range of CD cabinets for the storage of Controlled Drugs



PC336/FS/LX

### Single Door Cabinets

Right Hand Opening		Left Hand Opening		Shelves	Overall Dimensions (w x d x h)	Compatible CD Cabinets	Nomad Capacity	Weight
Light*	No Light	Light*	No Light					
PC336/FS	PC336/FS/LX	PC336/FS/LH	PC336/FS/LH/LX	3	300 x 300 x 600mm	CD005	13 x Cassettes	16.9kg
PC536/FS	PC536/FS/LX	PC536/FS/LH	PC536/FS/LH/LX	3	500 x 300 x 600mm	CD005, CD010	24 x Cassettes	29.9kg
PC636/FS	PC636/FS/LX	PC636/FS/LH	PC636/FS/LH/LX	3	600 x 300 x 600mm	CD005, CD010	32 x Cassettes	33.9kg
PC539/FS	PC539/FS/LX	PC539/FS/LH	PC539/FS/LH/LX	4	500 x 300 x 900mm	CD005, CD010, CD015	35 x Cassettes	34.9kg
PC639/FS	PC639/FS/LX	PC639/FS/LH	PC639/FS/LH/LX	4	600 x 300 x 900mm	CD005, CD010, CD015	44 x Cassettes	38.9kg

\*Transformer casing adds 125mm to overall height

## Standard Colours

- Paint - White

## Options / Accessories

- DGL - Digital Push Button Lock (Not available on independent locking cabinets)
- SL - Suited Locks (Contact us for more information)
- PC/300/ST - Sloping Top (300mm Wide Cabinets)
- PC/500/ST - Sloping Top (500mm Wide Cabinets)
- PC/600/ST - Sloping Top (600mm Wide Cabinets)
- PC/800/ST - Sloping Top (800mm Wide Cabinets)
- PC/1000/ST - Sloping Top (1000mm Wide Cabinets)
- PC/RLBS - Remote Light Box (Surface Mounted)
- PC/RLBF - Remote Light Plate (Flush Mounted)
- PCB - Buzzer Alarm (Factory Fit to Cabinets with Lights Only)



PC536/FS/LH/LX



PC639/FS/LX

## Drug & Medicine Cabinets - Deep Shelves



PC839/FS/LX



PC1039/FS/LX

Lighting Transformer  
Housing Adds  
125mm to Overall  
Height



### Double Door Cabinets - Single Lock

Single Lock (Secures Both Doors)						
Light*	No Light	Shelves	Overall Dimensions (w x d x h)	Compatible CD Cabinets	Nomad Capacity	Weight
PC836/FS	PC836/FS/LX	6	800 x 300 x 600mm	CD005, CD010	-	40.9kg
PC839/FS	PC839/FS/LX	8	800 x 300 x 900mm	CD005, CD010, CD015	-	45.9kg
PC1036/FS	PC1036/FS/LX	6	1000 x 300 x 600mm	CD005, CD010	58 x Cassettes	48.9kg
PC1039/FS	PC1039/FS/LX	8	1000 x 300 x 900mm	CD005, CD010, CD015	80 x Cassettes	53.9kg

\*Transformer casing adds 125mm to overall height



PC839/FS/IND



PC1036/FS/IND/LX

### Double Door Cabinets - Each Door Fitted with a Lock

Each Door Fitted With a Lock						
Light*	No Light	Shelves	Overall Dimensions (w x d x h)	Compatible CD Cabinets	Nomad Capacity	Weight
PC836/FS/IND	PC836/FS/IND/LX	6	800 x 300 x 600mm	CD005	-	40.9kg
PC839/FS/IND	PC839/FS/IND/LX	8	800 x 300 x 900mm	CD005, CD010	-	45.9kg
PC1036/FS/IND	PC1036/FS/IND/LX	6	1000 x 300 x 600mm	CD005, CD010	58 x Cassettes	48.9kg
PC1039/FS/IND	PC1039/FS/IND/LX	8	1000 x 300 x 900mm	CD005, CD010, CD015	80 x Cassettes	53.9kg

\*Transformer casing adds 125mm to overall height

## Drug & Medicine Cabinets - Blister Pack (MDS)

### Features

- Independently tested to BS 2881: 1989 (Security Level One) Specification for Cupboards for the Storage of Medicines in Health Care Premises
- BS 3621 anti-pick & drill, key retaining five pin cylinder lock (supplied with three keys)
- Hooks at rear of cabinet support frames for the popular blister pack Monitored Dosage System (MDS)
- Key profile unique to Hospital Metalcraft Ltd, offering 250,000 different combinations
- Compatible with CLIQ®, integrating electronics into high security mechanical disc cylinders & keys, combining electronic security & remote management in real time
- Optional Digital Push Button Lock (does not conform to BS 2881: 1989)
- 12V DC LED lighting / warning system (model dependent) with volt-free contact to allow connection to light / nurse call systems. Requires 100V - 240V ~, 50Hz -60Hz, 0.3A Mains supply. Supplied fitted with a UK 3 pin plug. CE marked & conforms to the low voltage directives 73/23/EEC & 89/336/EC
- Lighting transformer housing adds 125mm to the overall height
- 0.9mm mild steel welded construction
- Mounting holes provided in back (fixings not included)
- Modular design allows for easy interchange with HTM 63 storage systems

### Standard Colours

- Paint - White

### Options / Accessories

- DGL - Digital Push Button Lock (Not available on independent locking cabinets)
- SL - Suited Locks (Contact us for more information)
- PC/500/ST - Sloping Top (500mm Wide Cabinets)
- PC/600/ST - Sloping Top (600mm Wide Cabinets)
- PC/RLBS - Remote Light Box (Surface Mounted)
- PC/RLBF - Remote Light Plate (Flush Mounted)
- PCB - Buzzer Alarm (Factory Fit to Cabinets with Lights Only)



PC539/MDS/LX  
(Frames not included)

### Single Door Cabinets

Right Hand Opening		Left Hand Opening		Overall Dimensions (w x d x h)	MDS Capacity	Weight
Light*	No Light	Light*	No Light			
PC539/MDS	PC539/MDS/LX	PC539/LH/MDS	PC539/LH/MDS/LX	500 x 300 x 900mm	4 x Frames	31.4kg
PC639/MDS	PC639/MDS/LX	PC639/LH/MDS	PC639/LH/MDS/LX	600 x 300 x 900mm	6 x Frames	35.2kg

\*Transformer casing adds 125mm to overall height

# Auditable Access Control for Medicines Management



## What Is CLIQ®?

- CLIQ® is the very latest in user-friendly, web-based security management. Part of the Protec2 CLIQ® from Abloy range, CLIQ® is designed for remote sites, enabling the commissioning, programming and full administration of security management centrally via web-based software.

## How Does It Work?

- CLIQ® integrates electronics into mechanical cylinders and keys, providing a security solution that can be managed remotely. In short, this works like an electronic handshake; when the key is inserted it engages with the cylinder, sending a random number back to the key. The key replies with an encrypted response which is decrypted by the cylinder and if valid the cylinder then allows access. It is important to remember that the mechanical combination must match as well as the digital combination. CLIQ® allows a single key to be used with multiple cabinets or trolleys.

## System Features

- Secure - Provides dual security through the patented Protec2 CLIQ® from Abloy mechanical disc cylinders and keys along with DES encryption, a recognised electronic standard
- Easily Programmable - Keys can be added quickly and programmed to specific time and date schedules
- Fully Auditable - Audit trails can be accessed from both the cylinder and key
- Reduces Keys - One key can be programmed to open multiple cabinets or trolleys
- The CLIQ® environment works in an Amazon cloud hosted server maintained and supported by Abloy allowing remote user access via a secure connection from anywhere in the world
- Cost Effective - Low installation & maintenance costs along with a long lifecycle (requires no wires or system updates, power for the cylinder is provided by the key)
- Easily Retrofittable - CLIQ® can be used with a variety of locking solutions including euro lock profile cases, padlocks, camlocks & furniture locks

## System Benefits

- Save valuable nursing time which can be used to deliver patient care
- Reduces delay in administering medication
- Improves drug & medicine security
- No more unlocked drug & medicine cabinets
- Eliminates the need to replace locks as a result of lost keys
- One key can be programmed to open multiple cabinets or trolleys
- The key is made personal to that member of staff, resulting in increased ownership and a reduction in the number of keys lost
- Easy to apply remote management, saves money and has the ability to cover several hospitals
- Time and date based access rights, with a full audit trail allow for full visibility of when visits were made
- New keys can be added to the system quickly and easily, removal of lost ones is hassle-free
- Reduction in time spent looking for the person holding the key

## Process Flow

### Start of Shift - Key Validation & Authorisation

Recurring validation forces users to place their key into the Wall Programming Device. User authorisations are uploaded to the key

### During The Shift - Operation

The key will only open cabinets where access permissions have been granted. Each time the key is used in a cabinet fitted with an PROTEC<sup>2</sup> cylinder, an audit trail is created on both the key and cylinder

### End of Shift - Automated Data Transfer

Key is placed into the Wall Programming Device. Previous key transactions are automatically downloaded from the key and stored in the audit trail archive

## System Components

### CLIQ® Key

- Provides dual security through the patented PROTEC<sup>2</sup> mechanical disc cylinders & keys, along with DES encryption, a recognised electronic standard
- Thin, light but incredibly strong key



### PROTEC<sup>2</sup> Lock Barrel

- A bump proof mechanism
- Exceptionally smooth key entry & operation



### Wall Programming Device

- Updates keys remotely (linking the server & keys)
- Offers high level data encryption
- Allows the use of recurring validation, forcing users to validate their keys at the start of their shift whilst automatically downloading audit trails which are relayed to the server



### Traka21

- Sophisticated stand-alone key management system to control the issuing of keys
- Keys are accessed using PIN number technology
- Holds up to 21 keys or keysets



## Controlled Drug Cabinets

### Features

- Exceeds the statutory requirement for the storage of controlled drugs "The Misuse of Drugs (Safe Custody) Regulations 1973"
- BS 3621 anti-pick & drill, key retaining six pin cylinder lock (supplied with two keys & identification card)
- Key profile unique to Hospital Metalcraft Ltd, offering 250,000 different combinations per profile
- Compatible with CLIQ®, integrating electronics into high security mechanical disc cylinders & keys, combining electronic security & remote management in real time
- Can be supplied with a micro-switch to allow connection to remote lighting / nurse call system by others (CD905), or supplied with a 12V DC LED lighting / warning system with volt-free contact to allow connection to light / nurse call systems. Requires 100V - 240V ~, 50Hz -60Hz, 0.3A Mains supply. Supplied fitted with a UK 3 pin plug. CE marked & conforms to the low voltage directives 73/23/EEC & 89/336/EC
- Lighting transformer casing adds 105mm to the overall height
- 1.5mm mild steel, seamless welded construction
- Mounting holes provided in back (fixings not included)
- Adjustable & removable shelves
- Security of models CD005, CD010 & CD015 can be enhanced by concealing inside one of our 'Drug & Medicine Cabinets'
- Modular design allows for easy interchange with HTM 63 storage systems

### Standard Colours

- Paint - White

### Options / Accessories

- CD905 - Micro-switch to connect to remote light box / alarm
- CD910 / CD911 / CD913 - 12V DC LED Lighting / Warning System
- PCB - Buzzer Alarm (Factory Fit to Cabinets with Lights Only)
- CDST/2 - Sloped Tops - CD010, CD110, CD015 & CD115\*
- CDST/3 - Sloped Tops - CD020, CD120, CD025 & CD125\*
- CDST/4 - Sloped Tops - CD030, CD130, CD035 & CD135\*
- CDST/8 - Sloped Tops - CD045 & CD145\*

\*Cannot be fitted when a 12V DC LED Lighting / Warning System has been fitted



CD015



CD125



CD010

R/H Door	L/H Door	Shelves	Overall Dimensions (w x d x h)	Lighting / Warning System (Optional)	Weight
CD005	-	1	210 x 270 x 300mm	CD910	8.0kg
CD010	CD110	1	335 x 270 x 300mm	CD910	9.0kg
CD015	CD115	2	335 x 270 x 550mm	CD910	17.0kg
CD020	CD120	2	500 x 300 x 550mm	CD910	20.0kg
CD025	CD125	3	500 x 300 x 850mm	CD910	37.0kg
CD030	CD130	3	500 x 450 x 850mm	CD911	42.0kg
CD035	CD135	4	500 x 450 x 1250mm	CD911	59.0kg
CD045	CD145	6	500 x 465 x 1900mm	CD913	91.0kg



### Optional 12V DC LED Lighting / Warning System

- Requires 100V - 240V ~, 50Hz-60Hz, 0.3A Mains supply. Supplied fitted with a UK 3 pin plug
- Door activated micro-switch
- LED\* warning light illuminates
- Green when closed
- Red when open
- Flashes red when open for 2 ½ minutes
- Volt-free contact to allow connection to an additional light / nurse call system
- Optional buzzer

\*Externally mounted



CD010/CD910



CD035



CD135



CD145

## Drug & Medicine Cupboards

### Features

- Independently tested to BS2881: 1989 (Security Level One) Specification for Cupboards for the Storage of Medicines in Health Care Premises
- BS3621 anti-pick & drill, key retaining five pin cylinder lock (supplied with three keys)
- Available as either 870 / 1870mm high
- Available with either...
  - Plastic Trays
  - Shelves
  - Shelves & Dividers
- Key profile unique to Hospital Metalcraft Ltd, offering 250,000 different combinations
- Compatible with CLIQ<sup>®</sup>, integrating electronics into high security mechanical disc cylinders & keys, combining electronic security & remote management in real time
- Optional Digital Push Button Lock (does not conform to BS 2881: 1989)
- Worksurface supplied with 870mm cupboards (removable to assist with positioning under existing worktops)
- 0.9mm mild steel welded construction
- Modular design allows for easy interchange with HTM 63 storage systems

### Dimensions (w x d x h)

- Overall Dimensions
  - 870mm - 500 x 536 x 870mm
  - 1870mm - 500 x 536 x 1870mm
- Trays
  - Shallow Tray - 355 x 405 x 100mm (internal)
  - Deep Tray - 355 x 405 x 150mm (internal)

### Standard Colours

- Paint - White

### Options / Accessories

- SL - Suited Locks (contact us for more information)
- DGL - Digital Push Button Lock
- MC/JK/870 - Joining Kit & Full Width Worktop (required when connecting 870mm cupboards)
- MC/JK/1870 - Joining Kit (required when connecting 1870mm cupboards)
- MC/ST - Sloping Top (1870mm cupboards)
- MC/DIV - Set of 16 Dividers

### 870mm High Cupboard

Right Hand Opening	Left Hand Opening	Description	Overall Dimensions (w x d x h)	Weight
MC/R/870/3S2D	MC/L/870/3S2D	Plastic Trays	500 x 536 x 870mm	45.6kg
MC/R/870/FS	MC/L/870/FS	Shelves	500 x 536 x 870mm	37.0kg



MC/L/870/FS



MC/R/870/3S2D



### Plastic Trays

- Interchangeable with our Caretray range
  - 870mm Cupboards - 3 x 100mm, 2 x 150mm trays
  - 1870mm Cupboards - 7 x 100mm, 5 x 150mm trays
- Translucent, impact-resistant trays & dividers, smooth surfaces & radiused edges assists cleaning (compatible with steam cleaning / high temperature machine washing)
- Trays feature an integral handle with a plastic clip-on label cover (coloured label strips supplied - white, blue, green, yellow & red)
- Each tray supplied with 2 x long & 2 x short dividers
- Max load per tray 5kg



### Shelves

- Adjustable at 50mm increments
  - 870mm Cupboards - 3 x shelves
  - 1870mm Cupboards - 8 x shelves
- Suitable for the storage of MDS frames (if required)
  - 870mm Cupboards - 6 x frames
  - 1870mm Cupboards - 16 x frames



### Shelves & Dividers

- Adjustable at 50mm increments
- 100mm high removable dividers are adjustable at 25mm increments
  - 870mm Cupboards - N/A
  - 1870mm Cupboards - 8 x shelves & 16 x dividers



MC/R/1870/FS/DGL



MC/R/1870/7S5D

## 1870mm High Cupboard

Right Hand Opening	Left Hand Opening	Description	Overall Dimensions (w x d x h)	Weight
MC/R/1870/7S5D	MC/L/1870/7S5D	Plastic Trays	500 x 536 x 1870mm	88.6kg
MC/R/1870/FS	MC/L/1870/FS	Shelves	500 x 536 x 1870mm	69.0kg
MC/R/1870/FSD	MC/L/1870/FSD	Shelves & Dividers	500 x 536 x 1870mm	79.0kg

## Sloping Top

### Features

- Compatible with Drug Cabinets, Drug & Medicine Cupboards & Controlled Drug Cabinets
- Prevents items being stored on the top of the cabinet & assists cleaning
- Increases the overall height of the cabinet by 193mm
- Void within the top provides a space to locate the transformer for the lighting / warning system
- Access to the transformer provided via a removable plate

### Standard Colours

- Paint - White



PC/500/ST



PC/1000/ST

Item	Description	Weight
PC/300/ST	Drug & Medicine Cabinets - 300mm	1.3kg
PC/500/ST	Drug & Medicine Cabinets - 500mm	1.5kg
PC/600/ST	Drug & Medicine Cabinets - 600mm	1.6kg
PC/800/ST	Drug & Medicine Cabinets - 800mm	1.7kg
PC/1000/ST	Drug & Medicine Cabinets - 1000mm	1.8kg
MC/ST	Drug & Medicine Cupboards - 500mm	2.9kg
CDST/2	Controlled Drug Cabinets - CD010, CD110, CD015 & CD115*	1.2kg
CDST/3	Controlled Drug Cabinets - CD020, CD120, CD025 & CD125*	1.4kg
CDST/4	Controlled Drug Cabinets - CD030, CD130, CD035 & CD135*	1.5kg
CDST/8	Controlled Drug Cabinets - CD045 & CD145*	1.5kg

\*Cannot be fitted when a 12V DC LED Lighting / Warning System has been fitted

## Warning Light System

### Features

- Suitable for use with Bristol Maid Controlled Drug cabinets
- Provides a visual indication when the cabinet is open
- LED illuminates...
  - Green when the door is closed
  - Red when the door is open
  - Flashes red when open for 2 ½ minutes
- Operates using a door activated micro-switch connected to a 12V DC LED lighting / warning system (model dependent) with volt-free contact to allow connection to light / nurse call systems. Requires 100V - 240V ~, 50Hz -60Hz, 0.3A Mains supply. Supplied fitted with a UK 3 pin plug. CE marked & conforms to the low voltage directives 73/23/EEC & 89/336/EC
- Lighting transformer housing adds 105mm to the overall height

### Standard Colours

- Paint - White



CD911



CD910/CD910


Item	Description*
CD910	LED Lighting / Warning System
CD911	LED Lighting / Warning System
CD913	LED Lighting / Warning System

\*Refer to page 150 for compatibility

## Joining Kits - Drug & Medicine Cupboards

### Features

- Allows two cupboards to be joined together
- 870mm joining kit supplied with a full width worktop (2 units)



MC/JK/870

Item	Description
MC/JK/870	Joining Kit - 870mm High Unit
MC/JK/1870	Joining Kit - 1870mm High Unit

## Remote Light Box

### Features

- Compatible with Bristol Maid Drug & Medicine / Controlled Drug Cabinets where a light has been fitted
- Provides a remote visual indication when the cabinet is open
- Models available for surface or flush mounting (100 x 50 x 150mm - w x d x h)
- Units fitted without a light require a separate micro-switch & a 12V DC supply



PC/RLBS



PC/RLBF

Item	Description
PC/RLBS	Remote Light Box - Surface Mounted
PC/RLBF	Remote Light Plate - Flush Mounted

## Digital Push Button Lock

### Features

- Requires a five-digit code to operate (set by customer)
- Cabinets fitted with this lock will not conform to BS2881: 1989 (Security Level One) Specification for Cupboards for the Storage of Medicines in Health Care Premises



Item	Description
DGL	Digital Push Button Lock

## Dividers - Drug & Medicine Cupboards

### Features

- Spare / replacement dividers for cupboards supplied with shelves & dividers
- 100mm high dividers locate into slots on the shelves, adjustable at 25mm increments



Shelf not supplied

Item	Description
MC/DIV	Dividers - Set of 16

## Micro Switch

### Features

- Micro switch to allow connection to nurse call system



CD905

Item	Description
CD905	Micro Switch - Controlled Drug Cabinets
PC905	Micro Switch - Drug & Medicine Cabinets

## Buzzer Alarm

### Features

- Replacement circuit board with buzzer
- Compatible with Bristol Maid Drug & Medicine / Controlled Drug Cabinets where a light has been fitted
- Buzzer pulses on/off after the door has been open for 2 ½ minutes
- Factory fit only

Item	Description
PCB	Buzzer Alarm

## Suited Locks

### Features

- Suited locks (allows multiple locks / cabinets to operate using the same key)
- Not all cabinets can have suited locks - contact customer service

Item	Description
SL	Suited Locks

## Patients / Residents Own Medication Cabinets - Self Administration

### Features

- Suitable for use with...
  - Drugs retained in original packs
  - Individual MDS packs with dividers & name cards
  - Nomad cassettes
  - Roll type blister packs
- Available with either a side or bottom hinged door
- Optional frosted Perspex panel, allows contents to be viewed whilst importantly concealing confidential information
- Available fitted with either...
  - CAM Lock - Supplied with two keys\*
  - Electronic Push Button Lock - Programmable four-digit code
- 0.9mm mild steel construction
- Mounting holes in back / bottom (fixings not included)
- Shelves not included (optional)
- Supplied with a self-adhesive name card holder (length 60mm)

\*For security we recommend that each ward/wing operates a different series, master keys available at additional cost

### Standard Colours

- Paint - White

### Options / Accessories

- SAC/FS/2 - Shelf, 200mm
- SAC/FS/3 - Shelf, 300mm
- SAC/FS/4 - Shelf, 400mm



SAC/413/S



SAC/413/S/CL



SAC/213/S

### Side-Hinged

CAM Lock		Electric Push Button Lock		Overall Dimensions (w x d x h)	Shelf Compatibility	Weight
Solid Door	Frosted Perspex Panel	Solid Door	Frosted Perspex Panel			
SAC/213/S	SAC/213/S/VP	SAC/213/S/CL	SAC/213/S/CL/VP	210 x 155 x 315mm	SAC/FS/2	2.6kg
SAC/313/S	SAC/313/S/VP	SAC/313/S/CL	SAC/313/S/CL/VP	310 x 155 x 315mm	SAC/FS/3	3.4kg
SAC/413/S	SAC/413/S/VP	SAC/413/S/CL	SAC/413/S/CL/VP	410 x 155 x 315mm	SAC/FS/4	4.1kg

### Electronic Push Button Lock

- Uses a 10-button keypad & # button
- Easy programming & code change
- Four user levels offer differing levels of authority...
  - Master / Technician - 8 digits
  - Staff / User - 4 digits
- Low battery warning, with failure override using 9V battery & master code



SAC/413/B/CL/VP



SAC/313/B/CL



SAC/413/B  
Shown with optional shelf SAC/FS/4

### Bottom-Hinged

CAM Lock		Electric Push Button Lock		Overall Dimensions (w x d x h)	Shelf Compatibility	Weight
Solid Door	Frosted Perspex Panel	Solid Door	Frosted Perspex Panel			
SAC/213/B	SAC/213/B/VP	SAC/213/B/CL	SAC/213/B/CL/VP	210 x 155 x 315mm	SAC/FS/2	2.6kg
SAC/313/B	SAC/313/B/VP	SAC/313/B/CL	SAC/313/B/CL/VP	310 x 155 x 315mm	SAC/FS/3	3.4kg
SAC/413/B	SAC/413/B/VP	SAC/413/B/CL	SAC/413/B/CL/VP	410 x 155 x 315mm	SAC/FS/4	4.1kg

# Shelves

## Features

- Flat shelves (100mm deep)
- Removable to assist cleaning, allow the storage of larger items

## Standard Colours

- Paint - White



SAC/FS/2



SAC/FS/3



SAC/FS/4



SAC/FS/4  
Shown with cabinet SAC/413/B

Item	Description	Weight
SAC/FS/2	Shelf - 200mm (SAC/213 Range)	0.2kg
SAC/FS/3	Shelf - 300mm (SAC/313 Range)	0.2kg
SAC/FS/4	Shelf - 400mm (SAC/413 Range)	0.3kg



# Patients / Residents Own Medication Cabinets - Monitored Dosage, MDS Frames

## Features

- Suitable for use with MDS frames with dividers & name cards (max 100mm depth)
- Models available to hold one or two frames (frames not included)
- Available fitted with either...
  - CAM Lock - Supplied with two keys
  - Electronic Push Button Lock - Programmable four-digit code
- Constructed from melamine faced chipboard
- Mounting holes provided in back (fixings not included)
- Models SA045 & SA045/CL supplied with an adjustable shelf

## Standard Colours

- Body / Door - Beech



SA040 - Frames not included



SA045 - Frames not included

## Electronic Push Button Lock

- Uses a 10-button keypad & # button
- Easy programming & code change
- Four user levels offer differing levels of authority...
  - Master / Technician - 8 digits
  - Staff / User - 4 digits
- Low battery warning, with failure override using 9V battery & master code



CAM Lock	Electronic Push Button Lock	MDS Capacity	Overall Dimensions (w x d x h)	Weight
SA040	SA040/CL	One Frame	325 x 245 x 420mm	7.5kg
SA045	SA045/CL	Two Frames	325 x 245 x 775mm	12.1kg

## Tablet Counter

### Features

- Stainless steel tablet counter
- Etched legend to interpret rows (max 22) into number of tablets



Item	Description	Dimensions (w x d x h)
PE/30	Tablet Counter	205 x 195 x 10mm

# Storage Boxes - Lightweight

## Features

- Lightweight aluminium construction
- Fitted with handle
- CAM Lock (supplied with two keys)
- Cannot be wall mounted

## Standard Colours

- Paint - White



Item	Description	Overall Dimensions (w x d x h)	Weight
SB/221	Storage Box - Small	200 x 200 x 150mm	0.9kg
SB/321	Storage Box - Medium	300 x 200 x 150mm	1.1kg
SB/421	Storage Box - Large	400 x 200 x 150mm	1.4kg

# Examination & Surgical Lighting

Surgical Lighting	164
Minor Surgical & Examination Lighting	165
Examination Lighting	167
Illuminated Magnifier	172

## Surgical Lighting - Astramax AM30 Mobile, 150kLux

### Features

- Full spectrum colour rendition, allows small differences to be easy to distinguish
- Fat beam illumination ensures high light intensity across the full illuminated area
- Red balance control provides enhanced visualisation of red tissues, & improved differentiation between tissues of similar colour
- Ultra slim & light-weight lamp head enables smooth, fast & precise positioning during procedures
- Astramax HD-LED® provides 150,000 Lux output at 1 metre & offers a long life of >60,000 hours, equating to more than 20 years of normal use
- A large illuminated area of 320mm diameter makes it easier to illuminate large areas of tissue & target light onto the wound
- An even spread of LEDs across the lighting surface ensures even distribution & enables excellent shadow control
- The lamp head is mounted on arms with a multi-movement mechanism, allowing positioning within a wide envelope of movement
- Five rotations allow easy positioning of the light beam from any angle
- Uses less than 50 watts of power & with >60,000 hours of LED life, Astramax HD-LED® saves money on energy & maintenance
- Base fitted with four castors allows the light to be easily positioned
- The lamp head is sealed to IP54 to protect from ingress of dirt fluids, whilst smooth surfaces of the lamp head allow for easy disinfection
- The lamp head is manoeuvred using a sterilisable handle (disposable handles are available as an option)
- Integral emergency backup battery provides 3hrs life (minimum)

### Dimensions (w x d x h)

- 5EXL/AM30MO - 620 x 630 x 1608mm
- 5EXL/AM30MEL - 564 x 630 x 1608mm

### Standard Colours

- White



5EXL/AM30MEL  
With backup battery

Item	Description	Weight
5EXL/AM30MO	Surgical Lighting - Astramax 30 Series Lamp (150kLux), Mobile, UK Plug Lead	18.0kg
5EXL/AM30MEL	Surgical Lighting - Astramax 30 Series Main Lamp (150kLux) Mobile, UK Plug Lead, Integral Emergency Backup Battery	32.0kg

# Minor Surgical & Examination Lighting - Astralite® ALE10 Mobile, 100kLux

## Features

- Full spectrum colour rendition, allows small differences to be easy to distinguish
- Fat beam illumination ensures high light intensity across the full illuminated area
- Red balance control provides enhanced visualisation of red tissues, & improved differentiation between tissues of similar colour
- The Astralite® warm / cold range ensures excellent visualisation of skin issues for all skin tones
- Astralite® HD-LED® provides 100,000 Lux output at 1 metre & offers a long life of >50,000 hours, equating to more than 20 years of normal use
- A large, illuminated area of 250mm diameter makes it easier to illuminate large areas of tissue, & target light into the wound
- Easy to use controls...
  - Auto-on when any control is touched
  - Focusable beam by twisting the handle
  - Light intensity control (8 steps)
  - Adjustable colour by red balance control
- Ultra slim & light-weight lamp head enables smooth, fast & precise positioning during procedures
- The lamp head is mounted on arms with a multi-movement mechanism, allowing positioning within a wide envelope of movement
- Five rotations allow easy positioning of the light beam from any angle
- Uses less than 50 watts of power & with >50,000 hours of LED life, Astralite® HD-LED® saves money on energy & maintenance
- Base fitted with four castors allows the light to be easily positioned
- The lamp head is sealed to IP54 to protect from ingress of dirt fluids, whilst the use on anti-microbial & smooth surfaces allow for easy disinfection
- The lamp head is manoeuvred using a sterilisable handle (disposable handles are available as an option)
- Integral emergency backup battery provides 3hrs life (minimum)

## Dimensions (w x d x h)

- 5EXL/ALE10MO - 620 x 630 x 1608mm
- 5EXL/ALE10MEL - 620 x 630 x 1608mm
- 5EXL/ALE10MTA - 620 x 630 x 1608mm
- 5EXL/ALE10MTD - 564 x 630 x 1608mm

## Standard Colours

- White



5EXL/ALE10MEL  
With backup battery

Item	Description	Weight
5EXL/ALE10MO	Minor Surgical & Examination Lighting - Astralite 10 Series Lamp (100kLux), Mobile, UK Plug Lead	16.0kg
5EXL/ALE10MEL	Minor Surgical & Examination Lighting - Astralite 10 Series Lamp (100kLux), Mobile, UK Plug Lead, Integral Emergency Backup Battery	30.0kg
5EXL/ALE10MTA	Minor Surgical & Examination Lighting - Astralite 10 Series Lamp (100kLux), Mobile, Telescopic Column, UK Plug Lead, Built in Power Supply Unit	11.0kg
5EXL/ALE10MTD	Minor Surgical & Examination Lighting - Astralite 10 Series Lamp (100kLux), Mobile, Telescopic Column, UK Plug Lead, Plug-Top Transformer	11.0kg

## Minor Surgical & Examination Lighting - Astralite® AL10 Mobile, 70kLux

### Features

- Full spectrum colour rendition, allows small differences to be easy to distinguish
- Fat beam illumination ensures high light intensity across the full illuminated area
- Red balance control provides enhanced visualisation of red tissues, & improved differentiation between tissues of similar colour
- The Astralite® warm / cold range ensures excellent visualisation of skin issues for all skin tones
- Astralite® HD-LED® provides 70,000 Lux output at 1 metre & offers a long life of >50,000 hours, equating to more than 20 years of normal use
- A large, illuminated area of 250mm diameter makes it easier to illuminate large areas of tissue & target light into the wound
- Easy to use controls...
  - Auto-on when any control is touched
  - Focusable beam by twisting the handle
  - Light intensity control (8 steps)
  - Adjustable colour by red balance control
- Ultra slim & light-weight lamp head enables smooth, fast & precise positioning during procedures
- The lamp head is mounted on arms with a multi-movement mechanism, allowing positioning within a wide envelope of movement
- Five rotations allow easy positioning of the light beam from any angle
- Uses less than 50 watts of power & with >50,000 hours of LED life, Astralite® HD-LED® saves money on energy & maintenance
- A five-star base allows the light to be easily positioned
- The lamp head is sealed to IP54 to protect from ingress of dirt fluids, whilst the use on anti-microbial & smooth surfaces allow for easy disinfection
- The lamp head is manoeuvred using a sterilisable handle (disposable handles are available as an option)
- Integral emergency backup battery provides 3hrs life (minimum)

### Dimensions (w x d x h)

- 5EXL/AL10MO - 620 x 630 x 1608mm
- 5EXL/AL10MTA - 620 x 630 x 1608mm
- 5EXL/AL10MTD - 620 x 630 x 1608mm

### Standard Colours

- White



Item	Description	Weight
5EXL/AL10MO	Minor Surgical & Examination Lighting - Astralite 10 Series Lamp (70kLux), Mobile, UK Plug Lead	16.0kg
5EXL/AL10MTA	Minor Surgical & Examination Lighting - Astralite 10 Series Lamp (70kLux), Mobile, Telescopic Column, UK Plug Lead, Built in Power Supply Unit	11.0kg
5EXL/AL10MTD	Minor Surgical & Examination Lighting - Astralite 10 Series Lamp (70kLux), Mobile, Telescopic Column, UK Plug Lead, Plug-Top Transformer	11.0kg



# Examination Lighting - Coolview®, CLED23™ TX, Articulated Arm, Mobile, 60kLux

## Features

- Coolview® CLED23™ provides 60,000 Lux output at 0.5 metre
- Light intensity can be altered through 4 easily selectable settings, providing a suitable level of intensity for all procedures
- A large, illuminated area of 210mm diameter makes it easy to examine large areas of tissue & makes it easier to target the light on the patient
- CLED23™ reproduces all of the visible colours naturally & accurately. The high Ra of 95 describes the exceptionally high quality of white light whilst the high R9 of 90 measurement describes how it accurately reproduces visible red
- CLED23™ allows the user to adjust the colour temperature of the light source, enhancing the clinician's ability to recognise & distinguish tissue conditions. The warm white (3,500°K) setting is ideal for dermatological examinations, whilst the daylight white setting (4,500°K) is ideal for the recognition of blood vessels
- The Coolview® CLED23™ light head has 360° rotation, allowing the user to position the light beam to suit any procedure, without any restrictive stops or twisted cables
- The examination light can be used to provide ambient room lighting by reflecting light from the ceiling, a feature often used in neonatal care to provide night lighting
- Uses less than 50 watts of power & with >30,000 hours of LED life, saves money on energy & maintenance
- The long, 1200mm arm reach ensures the powerful beam can be positioned all around the patient couch, allowing for 'head to toe' examination of the patient without the need for patient repositioning
- An innovative spring-based arm system ensures the light is positioned effortlessly, remains fixed in place & is maintenance-free
- A five-star base allows the light to be easily positioned
- The light head is sealed to IP20, protecting from ingress of dust & moisture
- The easy to use & ergonomic control pod allows all lighting to be adjusted with a simple press of a button

## Dimensions (w x d x h)

- 5EXL/CLED23TXMP - 700 x 700 x 1600mm

## Standard Colours

- White



Item	Description	Weight
5EXL/CLED23TXMP	Examination Lighting - Coolview CLED23 TX Series Lamp (60kLux), Articulated Arm, Mobile, UK Plug Lead	8.6kg

## Examination Lighting - Coolview<sup>®</sup>, CLED10<sup>™</sup> ST, Flexible Arm, Mobile, 50kLux

### Features

- Coolview<sup>®</sup> CLED10<sup>™</sup> provides 50,000 Lux output at 0.5 metre
- A large, illuminated area of 180mm diameter makes it easy to examine large areas of tissue
- CLED10<sup>™</sup> reproduces all of the visible colours naturally & accurately. The high Ra of >93 describes the exceptionally high quality of white light whilst the high R9 of >90 measurement describes how it accurately reproduces visible red
- The colour corrected light source with a colour temperature of 4,400°K allows for accurate representation of tissues during examination
- The Coolview<sup>®</sup> CLED10<sup>™</sup> offers a 280° lamp head rotation with an ergonomic handle offering control of the light
- The flexible arm ensures positional accuracy and good durability. The sealed construction protects against contamination
- A five-star base allows the light to be easily positioned
- The light head is sealed to IP20, protecting from ingress of dust & moisture
- Uses less than 50 watts of power & with >30,000 hours of LED life, saves money on energy & maintenance

### Dimensions (w x d x h)

- 5EXL/CLED10STMP - 700 x 700 x 1600mm

### Standard Colours

- White



Item	Description	Weight
5EXL/CLED10STMP	Examination Lighting - Coolview CLED10 ST Series Lamp (50kLux), Flexible Arm, Mobile, UK Plug Lead	8.6kg

# Examination Lighting - Coolview®, CLED30™ SH, Flexible Arm, Mobile, 30kLux

## Features

- Coolview® CLED30™ provides 30,000 Lux output at 0.5 metre
- Ideal for general examination within GP consulting & examination rooms
- The bright white LED light renders skin tones realistically, essential for correct diagnosis
- The ergonomics of the head combined with the flexible, stable arm allows for light & effortless positioning. The sealed construction protects against contamination
- The colour corrected light source with a colour temperature of 4,400°K allows for accurate representation of tissues during examination
- A five-star base allows the light to be easily positioned
- The light head is sealed to IP20, protecting from ingress of dust & moisture
- Uses less than 50 watts of power & with >50,000 hours of LED life, saves money on energy & maintenance

## Dimensions (w x d x h)

- 5EXL/CLED30SHM - 700 x 700 x 1600mm

## Standard Colours

- White



Item	Description	Weight
5EXL/CLED30SHM	Examination Lighting - Coolview CLED30 SH Series Lamp (30kLux), Flexible Arm, Mobile, UK Plug Lead	9.1kg

## Examination Lighting - Coolview®, CLED53 FX™, Articulated Arm, Mobile, 50kLux

### Features

- Coolview® CLED53™ provides 50,000 Lux output at 0.5 metre
- Ideal for medical consultations & examinations in primary care & medical clinics
- The easily accessible & intuitive controls offer 5 levels of brightness
- The colour corrected light source can be adjusted between 3,300, 3,800 & 4,400°K providing the clinician with accurate representation & visualisation of the site under examination
- Coolview® CLED53™ offers a high CRI Ra of  $\geq 93$  which describes the exceptionally high quality of white light & excellent overall rendition, whilst the high CRI R9 value of  $\geq 90$  can help to enhance visualization of areas where red is more predominant
- The spring balanced arm with the base rotation of 360° ensures smooth & easy positioning
- A five-star base allows the light to be easily positioned
- The light head is sealed to IP20, protecting from ingress of dust & moisture
- Uses less than 50 watts of power & with >50,000 hours of LED life, saves money on energy & maintenance

### Dimensions (w x d x h)

- 5EXL/CLED53FXMP - 620 x 660 x 1600mm

### Standard Colours

- White



Item	Description	Weight
5EXL/CLED53FXMP	Examination Lighting - Coolview CLED53 FX Series Lamp (50kLux), Articulated Arm, Mobile, UK Plug Lead	8.8kg

# Examination Lighting - Coolview®, CLED50™ SX, Flexible Arm, Mobile, 50kLux

## Features

- Coolview® CLED50™ provides 50,000 Lux output at 0.5 metre
- Ideal for medical consultations & examinations in primary care & medical clinics
- The easily accessible & intuitive controls offer 5 levels of brightness
- The colour corrected light source with a colour temperature of 4,400°K allows for accurate representation of tissue during examination
- Coolview® CLED50™ offers a high CRI Ra of > 93 which describes the exceptionally high quality of white light & excellent overall rendition, whilst the high CRI R9 value of > 90 can help to enhance visualization of areas where red is more predominant
- The SX arm with base rotation of 360° ensures smooth & easy movement with its enhanced, stable, flexible arm for precise positioning
- A five-star base allows the light to be easily positioned
- The light head is sealed to IP20, protecting from ingress of dust & moisture
- Uses less than 50 watts of power & with >50,000 hours of LED life, saves money on energy & maintenance

## Dimensions (w x d x h)

- 5EXL/CLED50SXMP - 700 x 700 x 1600mm

## Standard Colours

- White



Item	Description	Weight
5EXL/CLED50SXMP	Examination Lighting - Coolview CLED50 SX Series Lamp (50kLux), Flexible Arm, Mobile, UK Plug Lead	8.8kg

## Illuminated Magnifier - Optica MDV Optimal Colour Magnifier, Articulated Arm, Mobile

### Features

- Large magnifier diameter of 157mm combined with 1.9x (3.5dpt) magnification allows the user to focus on fine details through a large-scale view
- 6,500°K LEDs ensure less shadow formation and optimal colour rendering
- The exceptional Ra of >93 accurately displays the high quality of white light & the R9 value >90 describes how accurately the user can differentiate between red tissues
- Reinforced friction joints & an aluminium spring balanced arm allows a broad reach of up to 142cm without the lamp head drifting, allowing smooth handling for users to examine typically harder to reach places with ease
- A five-star base allows the light to be easily positioned
- The light head is sealed to IP20, protecting from ingress of dust & moisture
- Uses less than 50 watts of power, & with >50,000 hours of LED life, saves money on energy & maintenance
- A durable lens cover protects the magnifier lens from dust or potential scratches. Magnifiers can be a potential fire risk if left in direct sunlight

### Dimensions (w x d x h)

- 5EXL/OPTICAMDVM - 700 x 700 x 1600mm

### Standard Colours

- White



Item	Description	Weight
5EXL/OPTICAMDVM	Illuminated Magnifier - Optica MDV Optimal Colour Magnifier, Dimmable, 160mm 3.5 Diopter Lens, Articulated Arm, Mobile, UK Plug Lead	9.6kg

# Illuminated Magnifier - Optica WDS Woods Light Magnifier, Articulated Arm, Mobile

## Features

- Other Woods lights require the room to be completely darkened to use, yet due to powerful BLB LEDs within the WDS light, it can function without this
- Optica is an approved medical device, which means that it can be used for a wide range of applications, including...
  - Dermatology
  - Human medicine
  - Dentistry
  - Veterinary medicine
  - Monitoring sterilised products
- Large magnifier diameter of 157mm combined with 1.9x (3.5dpt) magnification allows the user to focus on fine details through a large-scale view
- 6,500°K LEDs ensure less shadow formation and optimal colour rendering
- The exceptional Ra of >93 accurately displays the high quality of white light & the R9 value >90 describes how accurately the user can differentiate between red tissues
- Reinforced friction joints & an aluminium spring balanced arm allows a broad reach of up to 142cm without the lamp head drifting, allowing smooth handling for users to examine typically harder to reach places with ease
- A five-star base allows the light to be easily positioned
- The light head is sealed to IP20, protecting from ingress of dust & moisture
- Uses less than 50 watts of power & with >50,000 hours of LED life, saves money on energy & maintenance
- A durable lens cover protects the magnifier lens from dust or potential scratches. Magnifiers can be a potential fire risk if left in direct sunlight

## Dimensions (w x d x h)

- 5EXL/OPTICAWDSM - 700 x 700 x 1600mm

## Standard Colours

- White

The Woods light uses UV to pick up on skin conditions that may be missed using a standard LED light, refer to the chart...

Diagnosis Indication	Colour Indication
Erythrasma	Red fluorescence
Microsporia	Weak green fluorescence
Favus	Bilious green fluorescence
Trichobacteriosis Axillaris	Yellow ochre coloured fluorescence
Pityriasis Vericolor	Yellow ochre coloured fluorescence
Tuberous Sclerosis	Blue-white fluorescence versus normal skin
Vitiligo	Blue-white fluorescence of depigmented areas
Scabies	Grey-white mite tracks

Item	Description	Weight
5EXL/OPTICAWDSM	Illuminated Magnifier - Optica WDS Woods Light Magnifier, Dimmable, 160mm 3.5 Diopter Lens, Articulated Arm, Mobile, UK Plug Lead	9.6kg



# Examination, Treatment Couches & Chairs



Examination & Treatment Couches - Variable Height	176
Examination & Treatment Couches - Fixed Height	180
Couch Steps & Leg Rests	181
Examination & Treatment Couches - Bariatric	184
Examination & Treatment Chairs	188
Examination & Treatment Chairs - Bariatric	189
Options	190

## Examination & Treatment Couch, Two Section



### Features

- BS 2838-2: 1991 Examination & general treatment couches, build, performance & safety specifications
- EN 60601-1:2006+A12:2014 Medical electrical equipment. General requirements for basic safety & essential performance
- Electric or hydraulic height adjustment
- Height adjustment from 490 - 950mm
- Adjustable angle backrest
- Manual -25 to +90°
- Electric -22 to +90°
- Anti-trap gas strut fitted with a release lever used on the backrest section (optional electric)
- Retractable castors fitted to both ends to assist with movement & positioning
- One adjustable foot fitted to allow levelling on uneven floors
- Clearance beneath frame allows access for mobile hoists
- Electric models (230V ~, 50/60Hz) fitted with a UK 3 pin plug & available with a hand or foot switch
- Hydraulic models use a foot pump pedal positioned on both sides of the couch
- Seamless upholstery using flame retardant anti-microbial vinyl
- Frames prepared to accept optional accessories
- Maximum capacity 225kg

### Dimensions (w x d x h)

- 630 x 1790 x 490 - 950mm

### Standard Colours

- Paint - White
- Vinyl - Bristol Blue

### Options

- E02 - Paper Roll Holder
- E03 - Side Support Rails (Pair)
- E04 - Side Support Rails C/W Cushions (Pair)
- E05 - Breather Hole & Plug
- E06 - Battery Back Up
- E07 - Height Adjustable Armrests (Pair)
- E08 - Infusion Pole
- E11 - Lithotomy Stirrups (Pair)
- E12 - Leg Supports (Pair)

1170mm

615mm

630mm



Foot Switch




Hand Switch



EC1210/VBB/E02/E05

Alternative colours available at extra cost. Change suffix 'VBB' on the product code with any of the following e.g. Hydraulic in Aquamarine - EC1205/VAQ

### Vinyl - Ambla New Richmond in Colour



VBB

VAQ

VFR

VGH

VSU

VOB

VLI

VRO

VCB

Item	Description	Weight
EC1205/VBB	Hydraulic	68.8kg
EC1210/VBB	Electric, Hand Switch	68.8kg
EC1215/VBB	Electric, Foot Switch	68.8kg
EC1220/VBB	Electric with Electric Backrest - Hand Switch	71.1kg
EC1225/VBB	Electric with Electric Backrest - Foot Switch	71.1kg

# Examination & Treatment Couch, Two Section, Mobile

## Features

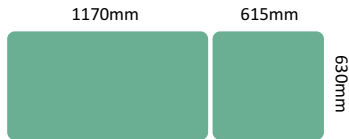
- BS 2838-2: 1991 Examination & general treatment couches, build, performance & safety specifications
- EN 60601-1:2006+A12:2014 Medical electrical equipment. General requirements for basic safety & essential performance
- Electric or hydraulic height adjustment
- Height adjustment from 490 - 950mm
- Adjustable angle backrest
- Manual -25 to +90°
- Electric -22 to +90°
- Anti-trap gas strut fitted with a release lever used on the backrest section (optional electric)
- 125mm swivel castors featuring a central locking & steering facility
- Clearance beneath frame allows access for mobile hoists
- Electric models (230V ~, 50/60Hz) fitted with a UK 3 pin plug & available with a hand or foot switch
- Hydraulic models use a foot pump pedal positioned on both sides of the couch
- Seamless upholstery using flame retardant anti-microbial vinyl
- Swing down side support rails fitted to either side
- Frames prepared to accept optional accessories
- Maximum capacity 225kg

## Dimensions (w x d x h)

- 630 x 1790 x 490 - 950mm

## Standard Colours

- Paint - White
- Vinyl - Bristol Blue



## Options

- E02 - Paper Roll Holder
- E04/U - Side Support Rails C/W Cushions Upgrade (Pair)
- E05 - Breather Hole & Plug
- E06 - Battery Back Up
- E11 - Lithotomy Stirrups (Pair)
- E12 - Leg Supports (Pair)



Foot Switch




Hand Switch



EC1235/VBB

Alternative colours available at extra cost. Change suffix 'VBB' on the product code with any of the following e.g. Electric, Hand Switch in Graphite - EC1235/VGH

## Vinyl - Ambla New Richmond in Colour



Item	Description	Weight
EC1230/VBB	Hydraulic	75.0kg
EC1235/VBB	Electric, Hand Switch	75.0kg
EC1240/VBB	Electric, Foot Switch	75.0kg
EC1245/VBB	Electric with Electric Backrest - Hand Switch	77.3kg
EC1250/VBB	Electric with Electric Backrest - Foot Switch	77.3kg

## Examination & Treatment Couch, Three Section

### Features

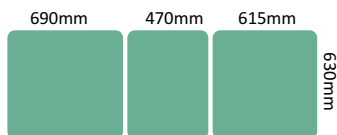
- BS 2838-2: 1991 Examination & general treatment couches, build, performance & safety specifications
- EN 60601-1:2006+A12:2014 Medical electrical equipment. General requirements for basic safety & essential performance
- Electric or hydraulic height adjustment
- Height adjustment from 490 - 950mm
- Adjustable angle backrest
- Manual -25 to +90°
- Electric -22 to +90°
- Adjustable angle footrest from -25 to +75°
- Anti-trap gas struts fitted with release levers used on the back & footrest sections (optional electric backrest)
- Retractable castors fitted to both ends to assist with movement & positioning
- One adjustable foot fitted to allow levelling on uneven floors
- Clearance beneath frame allows access for mobile hoists
- Electric models (230V ~, 50/60Hz) fitted with a UK 3 pin plug & available with a hand or foot switch
- Hydraulic models use a foot pump pedal positioned on both sides of the couch
- Seamless upholstery using flame retardant anti-microbial vinyl
- Frames prepared to accept optional accessories
- Maximum capacity 225kg

### Dimensions (w x d x h)

- 630 x 1790 x 490 - 950mm

### Standard Colours

- Paint - White
- Vinyl - Bristol Blue



### Options

- E02 - Paper Roll Holder
- E03 - Side Support Rails (Pair)
- E04 - Side Support Rails C/W Cushions (Pair)
- E05 - Breather Hole & Plug
- E06 - Battery Back Up
- E07 - Height Adjustable Armrests (Pair)
- E08 - Infusion Pole



Foot Switch




Hand Switch



EC1310/VBB

Alternative colours available at extra cost. Change suffix 'VBB' on the product code with any of the following e.g. Electric, Foot Switch in Onyx Black - EC1315/VOB

### Vinyl - Ambla New Richmond in Colour



VBB VAQ VFR VGH VSU VOB VLI VRO VCB

Item	Description	Weight
EC1305/VBB	Hydraulic	70.2kg
EC1310/VBB	Electric, Hand Switch	70.2kg
EC1315/VBB	Electric, Foot Switch	70.2kg
EC1320/VBB	Electric with Electric Backrest - Hand Switch	72.5kg
EC1325/VBB	Electric with Electric Backrest - Foot Switch	81.3kg

# Examination & Treatment Couch, Three Section, Mobile

## Features

- BS 2838-2: 1991 Examination & general treatment couches, build, performance & safety specifications
- EN 60601-1:2006+A12:2014 Medical electrical equipment. General requirements for basic safety & essential performance
- Electric or hydraulic height adjustment
- Height adjustment from 490 - 950mm
- Adjustable angle backrest
- Manual -25 to +90°
- Electric -22 to +90°
- Adjustable angle footrest from -25 to +75°
- Anti-trap gas struts fitted with release levers used on the back & footrest sections (optional electric backrest)
- 125mm swivel castors featuring a central locking & steering facility
- Clearance beneath frame allows access for mobile hoists
- Electric models (230V ~, 50/60Hz) fitted with a UK 3 pin plug & available with a hand or foot switch
- Hydraulic models use a foot pump pedal positioned on both sides of the couch
- Seamless & contoured upholstery using flame retardant & anti-microbial vinyl
- Swing down side support rails fitted to either side
- Frames prepared to accept optional accessories
- Maximum capacity 225kg

## Dimensions (w x d x h)

- 630 x 1790 x 490 - 950mm

## Standard Colours

- Paint - White
- Vinyl - Bristol Blue

## Options

- E02 - Paper Roll Holder
- E04/U - Side Support Rails C/W Cushions Upgrade (Pair)
- E05 - Breather Hole & Plug
- E06 - Battery Back Up

690mm    470mm    615mm

630mm

Item	Description	Weight
EC1330/VBB	Hydraulic	76.4kg
EC1335/VBB	Electric, Hand Switch	76.4kg
EC1340/VBB	Electric, Foot Switch	76.4kg
EC1345/VBB	Electric with Electric Backrest - Hand Switch	78.7kg
EC1350/VBB	Electric with Electric Backrest - Foot Switch	78.7kg



Foot Switch




Hand Switch



EC1335/VBB

Alternative colours available at extra cost. Change suffix 'VBB' on the product code with any of the following e.g. Electric with Electric Backrest - Hand Switch in Coastal Blue - EC1345/VCB

## Vinyl - Ambla New Richmond in Colour



## Examination & Treatment Couch, Two Section, Fixed Height



### Features


- Fixed height approx. 786mm
- Adjustable angle backrest 0 to +90° using a scissor jack
- Adjustable feet allow levelling on uneven floors
- Seamless upholstery using flame retardant anti-microbial vinyl
- Paper roll holder fitted to foot end (suitable for rolls max 510mm wide x 200mm diameter)
- Supplied boxed for self-assembly
- Maximum capacity 125kg

### Dimensions (w x d x h)

- 610 x 1860 x 795mm


### Standard Colours

- Paint - White
- Legs - Chrome
- Vinyl - Bristol Blue



Alternative colours available at extra cost. Change suffix 'VBB' on the product code with any of the following e.g. Examination Couch in Sunflower - EC010/**VSU**

### Vinyl - Ambia New Richmond in Colour



Item	Description	Weight
EC010/VBB	Examination Couch - Self-Assembly	29.0kg

# Couch Steps, One & Two Tread

## Features

- Non-slip rubber feet & lightly textured polyethylene step (458 x 280mm)
- Tread Heights
  - One Tread - 200mm
  - Two Tread - 200 & 400mm
- Maximum capacity 125kg

## Dimensions (w x d x h)

- One Tread - 519 x 284 x 585mm
- One Tread, Handle - 519 x 284 x 1005mm (handle height 1005mm)
- Two Tread - 519 x 564 x 515mm

## Standard Colours

- Paint - White



CS/2



CS/1



CS/1H

Item	Description	Weight
CS/1	Couch Step - One Tread	3.8kg
CS/1H	Couch Step - One Tread, Handle	5.5kg
CS/2	Couch Step - Two Tread	9.0kg

## Leg Rest - Adjustable

### Features

- Independently adjustable legs
- Height & angle adjustment from 355 - 510mm
- Seamless upholstery using flame retardant anti-microbial vinyl
- Maximum capacity 25kg

### Dimensions (w x d x h)

- Overall Dimensions - 460 x 305 x 350 - 510mm
- Upholstered Pad - 460 x 305mm

### Standard Colours

- Paint - White
- Vinyl - Bristol Blue



CS/28/VFR



CS/28/VLI




CS/28/VBB



Alternative colours available at extra cost. Change suffix 'VBB' on the product code with any of the following e.g. Leg Rest in Lime - CS/28/VLI

### Vinyl - Ambla New Richmond in Colour



VBB VAQ VFR VGH VSU VOB VLI VRO VCB

Item	Description	Weight
CS/28/VBB	Leg Rest - Adjustable	3.5kg



Other products that you may be interested in...

See Pages 164 - 173

## Examination & Surgical Lighting



5EXL/ALE10MEL



5EXL/OPTICAMDVM

## Examination & Treatment Couch, Two Section, Bariatric

### Features

- BS 2838-2: 1991 Examination & general treatment couches, build, performance & safety specifications
- EN 60601-1:2006+A12:2014 Medical electrical equipment. General requirements for basic safety & essential performance
- Electric height adjustment
- Height adjustment from 520 - 950mm
- Adjustable angle backrest
- Manual -25 to +90°
- Electric -22 to +90°
- Anti-trap gas strut fitted with a release lever used on the backrest section (optional electric)
- Retractable castors fitted to both ends to assist with movement & positioning
- One adjustable foot fitted to allow levelling on uneven floors
- Clearance beneath frame allows access for mobile hoists
- 230V ~, 50/60Hz actuator fitted with a UK 3 pin plug & available with a hand or foot switch
- Seamless upholstery using flame retardant antimicrobial vinyl
- Frames prepared to accept optional accessories
- Maximum capacity 325kg

### Dimensions (w x d x h)

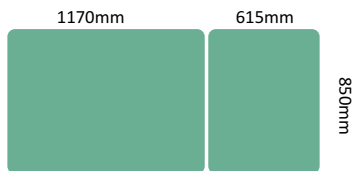
- 850 x 1790 x 520-950mm

### Standard Colours

- Paint - White
- Vinyl - Bristol Blue

### Options

- E03 - Side Support Rails (Pair)
- E04 - Side Support Rails C/W Cushions (Pair)
- E07 - Height Adjustable Armrests (Pair)
- E08 - Infusion Pole
- E18 - Battery Back Up
- E19 - Paper Roll Holder
- E21 - Breather Hole & Plug



Item	Description	Weight
EC2205/VBB	Electric, Hand Switch	79.0kg
EC2210/VBB	Electric, Foot Switch	79.0kg
EC2215/VBB	Electric with Electric Backrest - Hand Switch	81.3kg
EC2220/VBB	Electric with Electric Backrest - Foot Switch	81.3kg



Foot Switch



Hand Switch


Planned Preventative Maintenance  
Contact us for details



EC2215/VBB

Alternative colours available at extra cost. Change suffix 'VBB' on the product code with any of the following e.g. Electric with Electric Backrest - Hand Switch in Rosebud - EC2215/VRO

### Vinyl - Ambla New Richmond in Colour



# Examination & Treatment Couch, Two Section, Mobile, Bariatric

## Features

- BS 2838-2: 1991 Examination & general treatment couches, build, performance & safety specifications
- EN 60601-1:2006+A12:2014 Medical electrical equipment. General requirements for basic safety & essential performance
- Electric height adjustment
- Height adjustment from 520 - 950mm
- Adjustable angle backrest
- Manual -25 to +90°
- Electric -22 to +90°
- Anti-trap gas strut fitted with a release lever used on the backrest section (optional electric)
- 125mm swivel castors featuring a central locking & steering facility
- Clearance beneath frame allows access for mobile hoists
- 230V ~, 50/60Hz actuator fitted with a UK 3 pin plug & available with a hand or foot switch
- Seamless upholstery using flame retardant antimicrobial vinyl
- Swing down side support rails fitted to either side
- Frames prepared to accept optional accessories
- Maximum capacity 325kg

## Dimensions (w x d x h)

- 850 x 1790 x 520 - 950mm

## Standard Colours

- Paint - White
- Vinyl - Bristol Blue

## Options

- E04/U - Side Support Rails C/W Cushions Upgrade (Pair)
- E18 - Battery Back Up
- E19 - Paper Roll Holder
- E21 - Breather Hole & Plug



Foot Switch

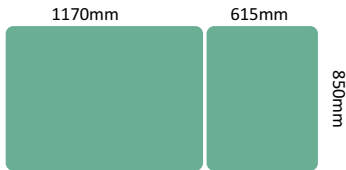

Hand Switch



EC2225/VBB

Alternative colours available at extra cost. Change suffix 'VBB' on the product code with any of the following e.g. Electric with Electric Backrest - Foot Switch in Bristol Blue - EC2240/VBB

## Vinyl - Ambla New Richmond in Colour



Item	Description	Weight
EC2225/VBB	Electric, Hand Switch	85.2kg
EC2230/VBB	Electric, Foot Switch	85.2kg
EC2235/VBB	Electric with Electric Backrest - Hand Switch	87.5kg
EC2240/VBB	Electric with Electric Backrest - Foot Switch	87.5kg

# Examination & Treatment Couch, Three Section, Bariatric

## Features

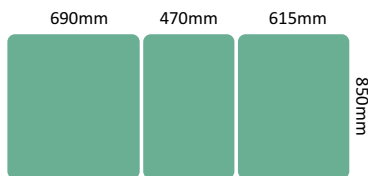
- BS 2838-2: 1991 Examination & general treatment couches, build, performance & safety specifications
- EN 60601-1:2006+A12:2014 Medical electrical equipment. General requirements for basic safety & essential performance
- Electric height adjustment
- Height adjustment from 520 - 950mm
- Adjustable angle backrest
- Manual -25 to +90°
- Electric -22 to +90°
- Adjustable angle footrest from -25 to +75°
- Anti-trap gas strut fitted with a release lever used on the back & footrest sections (optional electric backrest)
- Retractable castors fitted to both ends to assist with movement & positioning
- One adjustable foot fitted to allow levelling on uneven floors
- Clearance beneath frame allows access for mobile hoists
- 230V ~, 50/60Hz actuator fitted with a UK 3 pin plug & available with a hand or foot switch
- Seamless upholstery using flame retardant antimicrobial vinyl
- Frames prepared to accept optional accessories
- Maximum capacity 325kg

## Dimensions (w x d x h)

- 850 x 1790 x 520 - 950mm

## Standard Colours

- Paint - White
- Vinyl - Bristol Blue



## Options

- E03 - Side Support Rails (Pair)
- E04 - Side Support Rails C/W Cushions (Pair)
- E07 - Height Adjustable Armrests (Pair)
- E08 - Infusion Pole
- E18 - Battery Back Up
- E19 - Paper Roll Holder
- E21 - Breather Hole & Plug



Foot Switch



Hand Switch


Planned Preventative Maintenance  
Contact us for details



EC2305/VBB

Alternative colours available at extra cost. Change suffix 'VBB' on the product code with any of the following e.g. Electric with Electric Backrest - Hand Switch in Sunflower - EC2315/VSU

## Vinyl - Ambla New Richmond in Colour



Item	Description	Weight
EC2305/VBB	Electric, Hand Switch	81.8kg
EC2310/VBB	Electric, Foot Switch	81.8kg
EC2315/VBB	Electric with Electric Backrest - Hand Switch	84.1kg
EC2320/VBB	Electric with Electric Backrest - Foot Switch	84.1kg

# Examination & Treatment Couch, Three Section, Mobile, Bariatric

## Features

- BS 2838-2: 1991 Examination & general treatment couches, build, performance & safety specifications
- EN 60601-1:2006+A12:2014 Medical electrical equipment. General requirements for basic safety & essential performance
- Electric height adjustment
- Height adjustment from 520 - 950mm
- Adjustable angle backrest
- Manual -25 to +90°
- Electric -22 to +90°
- Adjustable angle footrest from -25 to +75°
- Anti-trap gas strut fitted with a release lever used on the back & footrest sections (optional electric backrest)
- 125mm swivel castors featuring a central locking & steering facility
- Clearance beneath frame allows access for mobile hoists
- 230V ~, 50/60Hz actuator fitted with a UK 3 pin plug & available with a hand or foot switch
- Seamless upholstery using flame retardant antimicrobial vinyl
- Swing down side support rails fitted to either side
- Frames prepared to accept optional accessories
- Maximum capacity 325kg

## Dimensions (w x d x h)

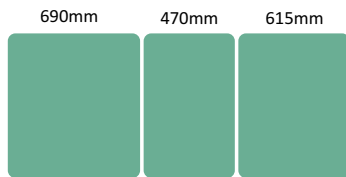
- 850 x 1790 x 520 - 950mm

## Standard Colours

- Paint - White
- Vinyl - Bristol Blue

## Options

- E04/U - Side Support Rails C/W Cushions Upgrade (Pair)
- E18 - Battery Back Up
- E19 - Paper Roll Holder
- E21 - Breather Hole & Plug



Foot Switch




Hand Switch



EC2340/VBB

Alternative colours available at extra cost. Change suffix 'VBB' on the product code with any of the following e.g. Electric, Foot Switch in Flame Red - EC2330/VFR

## Vinyl - Ambla New Richmond in Colour



Item	Description	Weight
EC2325/VBB	Electric, Hand Switch	88.0kg
EC2330/VBB	Electric, Foot Switch	88.0kg
EC2335/VBB	Electric with Electric Backrest - Hand Switch	90.3kg
EC2340/VBB	Electric with Electric Backrest - Foot Switch	90.3kg

## Examination & Treatment Chair, Drop End, Three Section

### Features

- BS 2838-2: 1991 Examination & general treatment couches, build, performance & safety specifications
- EN 60601-1:2006+A12:2014 Medical electrical equipment. General requirements for basic safety & essential performance
- Electric or hydraulic height adjustment
- Height adjustment from 490 - 950mm
- Adjustable angle backrest
- Manual -25 to +90°
- Electric -22 to +90°
- Adjustable angle footrest from -90 to +10°
- Anti-trap gas struts fitted with release levers used on the back & footrest sections (optional electric backrest)
- Retractable castors fitted to both ends to assist with movement & positioning
- One adjustable foot fitted to allow levelling on uneven floors
- Clearance beneath frame allows access for mobile hoists
- Electric models (230V ~, 50/60Hz) fitted with a UK 3 pin plug & available with a hand or foot switch
- Hydraulic models use a foot pump pedal positioned on both sides of the couch
- Seamless upholstery using flame retardant anti-microbial vinyl
- Frames prepared to accept optional accessories
- Maximum capacity 225kg

### Dimensions (w x d x h)

- 630 x 1710 x 490 - 950mm

### Standard Colours

- Paint - White
- Vinyl - Bristol Blue



Item	Description	Weight
EC4305/VBB	Hydraulic	66.5kg
EC4310/VBB	Electric, Hand Switch	66.5kg
EC4315/VBB	Electric, Foot Switch	66.5kg
EC4320/VBB	Electric with Electric Backrest - Hand Switch	68.8kg
EC4325/VBB	Electric with Electric Backrest - Foot Switch	68.8kg

### Options


- E02 - Paper Roll Holder
- E05 - Breather Hole & Plug
- E06 - Battery Back Up
- E07 - Height Adjustable Armrests (Pair)
- E08 - Infusion Pole
- E09 - Bowl
- E10 - Bowl Support
- E13 - Phlebotomy Armrests (Pair)
- E14 - Side Support Loops (Pair)



EC4305/VBB/E14

Alternative colours available at extra cost. Change suffix 'VBB' on the product code with any of the following e.g. Electric - Foot Switch in Rosebud - EC4315/VRO

### Vinyl - Ambla New Richmond in Colour



# Examination & Treatment Chair, Drop End, Three Section, Bariatric

## Features

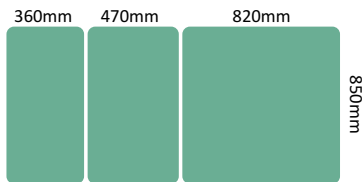
- BS 2838-2: 1991 Examination & general treatment couches, build, performance & safety specifications
- EN 60601-1:2006+A12:2014 Medical electrical equipment. General requirements for basic safety & essential performance
- Electric height adjustment
- Height adjustment from 520 - 950mm
- Adjustable angle backrest
- Manual -25 to +90°
- Electric -22 to +90°
- Adjustable angle footrest from -90 to +10°
- Anti-trap gas strut fitted with a release lever used on the back & footrest sections
- Retractable castors fitted to both ends to assist with movement & positioning
- One adjustable foot fitted to allow levelling on uneven floors
- Clearance beneath frame allows access for mobile hoists
- 230V ~, 50/60Hz actuator fitted with a UK 3 pin plug & available with a hand or foot switch
- Seamless upholstery using flame retardant antimicrobial vinyl
- Frames prepared to accept optional accessories
- Maximum capacity 325kg

## Dimensions (w x d x h)

- 850 x 1790 x 520 - 950mm

## Standard Colours

- Paint - White
- Vinyl - Bristol Blue



## Options

- E07 - Height Adjustable Armrests (Pair)
- E08 - Infusion Pole
- E09 - Bowl
- E10 - Bowl Support
- E13 - Phlebotomy Armrests (Pair)
- E14 - Side Support Loops (Pair)
- E18 - Battery Back Up
- E19 - Paper Roll Holder
- E21 - Breather Hole & Plug



Foot Switch



Hand Switch


Planned Preventative Maintenance Contact us for details



EC4330/VBB

Alternative colours available at extra cost. Change suffix 'VBB' on the product code with any of the following e.g. Electric with Electric Backrest - Foot Switch in Aquamarine - EC4345/VAQ

## Vinyl - Ambla New Richmond in Colour



Item	Description	Weight
EC4330/VBB	Electric, Hand Switch	76.7kg
EC4335/VBB	Electric, Foot Switch	76.7kg
EC4340/VBB	Electric with Electric Backrest - Hand Switch	79.0kg
EC4345/VBB	Electric with Electric Backrest - Foot Switch	79.0kg



## Paper Roll Holder

### E02 - Standard Couch / E19 - Bariatric Couch

- Fitted to the head section
- Suitable for rolls max 510mm wide x 200mm diameter



## Side Support Rails (Pair)

### E03

- Swing down side-support rails
- Can be added to either one or both sides of the couch to provide additional safety for patients



## Cushioned Side Support Rails (Pair)

### E04 - E04/U

- Vinyl upholstered swing down side-support rails
- Can be added to either one or both sides of the couch to provide additional safety for patients
- Upgrade option for factory fitted side support rails (E04/U)



## Breather Hole & Plug

### E05 - Standard Couch / E21 - Bariatric Couch

- Breather hole located in backrest section to improve patient comfort when in the prone position
- Supplied with a plug / insert



## Battery Back Up

### E06 - Standard Couch / E18 - Bariatric Couch

- Allows the couch to be lowered in a controlled manner in the event of a power failure
- Provides enough charge for 1-3 cycles



## Height Adjustable Armrests (Pair)

### E07

- Height adjustable easy clean moulded polyurethane armrests





## Infusion Pole

### E08

- Height adjustable two hook infusion pole
- Cannot be fitted in conjunction with side support rails - E03, E04, E04/U



## Bowl

### E09

- 360mm diameter 304 Grade stainless steel bowl



## Bowl Support

### E10

- Support to hold 360mm diameter 304 Grade stainless steel bowl
- Order bowl separately



## Lithotomy Stirrups (Pair)

### E11

- Traditional lithotomy stirrups



## Leg Supports (Pair)

### E12

- Fully adjustable easy clean moulded polyurethane leg supports



## Phlebotomy Armrests (Pair)

### E13

- Fully adjustable easy clean moulded polyurethane armrests



## Side Support Loops (Pair)

### E14

- Side support loops to assist mount / dismount & provide patient security



Other products that you may be interested in...

See Page 383 & 387

## Phlebotomy Chair, Bariatric & Fixed Height



TS/PH/VVMA



EC5345/VBB

# General Purpose Trolleys

Stainless Steel - Heavy Duty	196
Stainless Steel - Light Duty	197
Polymer - Shallow Shelves	198
Polymer - Deep Shelves	199
Chrome, Wire Shelves	200
Mild Steel, Melamine Shelves	201

## General Purpose Trolleys - Stainless Steel, Heavy Duty

### Features

- Seamlessly welded 304 grade stainless steel for ease of cleaning
- Fixed shelves with three sides up & one down (shelf size 920 x 535mm)
- Two / three shelves, heights
  - Two - 280 & 860mm
  - Three - 220, 540 & 860mm
- Maximum capacity per shelf 75kg
- 125mm pressed steel castors

### Dimensions (w x d x h)

- No Ring Buffers - 1000 x 570 x 1020mm
- Ring Buffers - 1030 x 600 x 1020mm

### Options

- C008 - 125mm Castors, Heavy Duty Pressed Steel, 2 x Braking, 2 x Non-Braking (set of 4) - Factory fitted



WT/37/3



WT/37/2

Item	Description	Weight
WT/37/2	Stainless Steel - Heavy Duty, Two Shelves	28.0kg
WT/37/3	Stainless Steel - Heavy Duty, Three Shelves	37.5kg
WT/37/2/ZP010	Stainless Steel - Heavy Duty, Two Shelves, Ring Buffers	28.2kg
WT/37/3/ZP010	Stainless Steel - Heavy Duty, Three Shelves, Ring Buffers	37.7kg

# General Purpose Trolleys - Stainless Steel, Light Duty

## Features

- Seamlessly welded 304 grade stainless steel for ease of cleaning
- Fixed liquid retaining sunken shelves (shelf size 825 x 430mm)
- Two / three shelves, heights
  - Two - 250 & 870mm
  - Three - 250, 560 & 870mm
- Maximum capacity per shelf 50kg
- 100mm pressed steel castors

## Dimensions (w x d x h)

- No Ring Buffers - 1100 x 540 x 1040mm
- Ring Buffers - 1100 x 580 x 1040mm



WT/33/SS/2/ZP005



WT/33/SS/3

Item	Description	Weight
WT/33/SS/2	Stainless Steel - Light Duty, Two Shelves	16.0kg
WT/33/SS/3	Stainless Steel - Light Duty, Three Shelves	22.0kg
WT/33/SS/2/ZP005	Stainless Steel - Light Duty, Two Shelves, Ring Buffers	16.2kg
WT/33/SS/3/ZP005	Stainless Steel - Light Duty, Three Shelves, Ring Buffers	22.2kg

# General Purpose Trolley - Polymer, Shallow Shelves



## Features

- High-density polyethylene shelves, with 11mm raised edges (not suitable for use with automated washers)
- Microban® product protection inhibits growth of bacteria & aids infection control
- Ergonomic handle & recessed shelves provide leg clearance when manoeuvring the cart
- Chrome plated posts offers shelf adjustment in 25mm increments
- Available with two / three shelves in three sizes
  - Small - 620 x 415mm (internal) at heights 185, 515 & 845mm (lower shelves adjustable)
    - Easy grip handle & utility tray
    - Maximum capacity per shelf 68kg / cart 136kg
    - 100mm pressed steel castors
  - Medium - 693 x 541mm (internal) at heights 185, 515 & 845mm (lower shelves adjustable)
    - Handle has built in recessed support channel to manage odd, shaped items
    - Maximum capacity per shelf 68kg / cart 136kg
    - 100mm pressed steel castors
  - Large - 833 x 652mm (internal) at heights & 218, 548 & 878mm (lower shelves adjustable)
    - Handle has built in slot to hold scanners & label machines
    - Maximum capacity per shelf 90kg / cart 180kg
- Self-assembly (supplied boxed)

## Dimensions (w x d x h)

- Small - 805 x 470 x 902mm
- Medium - 877 x 600 x 902mm
- Large - 1023 x 704 x 937mm

Item	Description	Weight
<b>Small</b>		
8MY1627-24BU	Polymer - Small, Two Shallow Shelves	12.9kg
8MY1627-34BU	Polymer - Small, Three Shallow Shelves	15.4kg
<b>Medium</b>		
8MY2030-24BU	Polymer - Medium, Two Shallow Shelves	14.9kg
8MY2030-34BU	Polymer - Medium, Three Shallow Shelves	18.8kg
<b>Large</b>		
8MY2636-25BU	Polymer - Large, Two Shallow Shelves	18.1kg
8MY2636-35BU	Polymer - Large, Three Shallow Shelves	23.1kg



8MY1627-34BU



# General Purpose Trolleys - Polymer, Deep Shelves

## Features

- High-density polyethylene shelves, with 70mm raised sides (not suitable for use with automated washers)
- Microban® product protection inhibits growth of bacteria & aids infection control
- Chrome plated posts offers shelf adjustment in 25mm increments
- Shelves available in two sizes
  - Small - 730 x 469mm (internal)
  - Large - 877 x 616mm (internal)
- Shelf heights - 140, 470 & 800mm (lower shelves adjustable)
- Maximum capacity per shelf 68kg / cart 136kg
- Self-assembly (supplied boxed)
- 100mm pressed steel castors

## Dimensions (w x d x h)

- Small - 850 x 547 x 1067mm
- Large - 997 x 691 x 1067mm



8BC2030-3DMB

Item	Description	Weight
Small		
8BC2030-2DMB	Polymer - Small, Two Deep Shelves	13.0kg
8BC2030-3DMB	Polymer - Small, Three Deep Shelves	17.0kg
Large		
8BC2636-2DMB	Polymer - Large, Two Deep Shelves	15.9kg
8BC2636-3DMB	Polymer - Large, Three Deep Shelves	21.1kg

## General Purpose Trolleys - Chrome, Wire Shelves

### Features

- Open wire shelves (shelf size 914 x 610mm)
- Chrome plated posts offers shelf adjustment in 25mm increments
- Recommended shelf heights - 178 & 780mm
- Donut style bumpers
- Maximum capacity per shelf 85kg
- Self-assembly (supplied boxed)
- 100mm pressed steel castors

### Dimensions (w x d x h)

- 914 x 610 x 965mm



8MW2436-2CW

Item	Description	Weight
8MW2436-2CW	Chrome - Wire, Two Shelves	19.9kg

# General Purpose Trolleys - Mild Steel, Melamine Shelves

## Features

- Welded steel frame
- Fixed melamine shelves in two sizes
  - Small - 705 x 445mm
  - Large - 855 x 445mm
- Two / three shelves, heights
  - Two - 210 & 845mm
  - Three - 210, 525 & 845mm
- Maximum capacity per shelf 40kg
- 100mm pressed steel castors

## Dimensions (w x d x h)

- Small - 972 x 545 x 1035mm
- Large - 1122 x 545 x 1035mm

## Standard Colours

- Paint - Grey White
- Shelf - Spearmint

## Options

- ZP005 - Ring Buffers



GP015

Item	Description	Weight
Small		
GP005	Mild Steel - Melamine, Small, Two Shelves	18.0kg
GP015	Mild Steel - Melamine, Small, Three Shelves	23.0kg
Large		
GP025	Mild Steel - Melamine, Large, Two Shelves	20.0kg
GP035	Mild Steel - Melamine, Large, Three Shelves	26.5kg



# HTM71 Storage Solutions

ScanCell® Carts	204
Distribution Trolleys	209
Open Transfer / Transport Trolleys	211
HTM71 Racking	212
HTM71 High Density Racking	214
Trays, Baskets, Dividers & Accessories	216

# ScanCell® Carts - Open Fronts



## Features

- Mobile open front storage carts for use with 600 x 400mm trays & baskets
- Available as single, double & treble columns in a range of heights
- Lightweight easyclean design
- Injection moulded ABS top / chassis with aluminium corner profiles, laminate sides & back
- Fitted with angled / horizontal side panels to suit 400 or 600mm insertions
  - Type A - 600mm Insertions
  - Type B - 400mm Insertions
- 125mm polymer castors, 2 off braking

Trays, Baskets, Dividers & Accessories  
Page 216 - 219

## Standard Colours

- Body - Grey

## Options

- 4UR1A - Utility Rail, Type A (Cart Heights 905mm, 1055mm, 1205mm)
- 4UR1B - Utility Rail, Type B (Cart Heights 905mm, 1055mm, 1205mm)
- 4PR1A - Push Rail, Type A (Cart Heights 1503mm, 1803mm)
- 4PR1B - Push Rail, Type B (Cart Heights 1503mm, 1803mm)



4A10F12  
(Trays & baskets not included)



4B10F12  
(Trays & baskets not included)

## Type A - 600mm Insertion

 706mm Cart Depth	 905mm High	 1055mm High	 1205mm High	 1503mm High	 1803mm High
462mm Wide	4A10F09	4A10F10	4A10F12	4A10F15	4A10F18
924mm Wide	4A20F09	4A20F10	4A20F12	4A20F15	4A20F18
1386mm Wide	4A30F09	4A30F10	4A30F12	4A30F15	4A30F18

## Type B - 400mm Insertion

 494mm Cart Depth	 905mm High	 1055mm High	 1205mm High	 1503mm High	 1803mm High
662mm Wide	4B10F09	4B10F10	4B10F12	4B10F15	4B10F18
1324mm Wide	4B20F09	4B20F10	4B20F12	4B20F15	4B20F18
1986mm Wide	4B30F09	4B30F10	4B30F12	4B30F15	4B30F18

## Features

- Mobile storage carts fitted with roller shutters for use with 600 x 400mm trays & baskets
- Available as single, double & treble columns in a range of heights
- Lightweight easyclean design
- Injection moulded ABS top / chassis with aluminium corner profiles, laminate sides & back, polypropylene roller shutter
- Fitted with angled / horizontal side panels to suit 400 or 600mm insertions
  - Type A - 600mm Insertions
  - Type B - 400mm Insertions
- 125mm polymer castors, 2 off braking

Trays, Baskets, Dividers & Accessories  
Page 216 - 219

## Standard Colours

- Body - Grey

## Options

- 4UR1A - Utility Rail, Type A (Cart Heights 905mm, 1055mm, 1205mm)
- 4UR1B - Utility Rail, Type B (Cart Heights 905mm, 1055mm, 1205mm)
- 4PR1A - Push Rail, Type A (Cart Heights 1503mm, 1803mm)
- 4PR1B - Push Rail, Type B (Cart Heights 1503mm, 1803mm)



4A1RS12  
(Trays & baskets not included)



4B1RS10

## Type A - 600mm Insertion

706mm Cart Depth	905mm High	1055mm High	1205mm High	1503mm High	1803mm High
	4A1RS09	4A1RS10	4A1RS12	4A1RS15	4A1RS18
462mm Wide					
	4A2RS09	4A2RS10	4A2RS12	4A2RS15	4A2RS18
924mm Wide					
	4A3RS09	4A3RS10	4A3RS12	4A3RS15	4A3RS18
1386mm Wide					

## Type B - 400mm Insertion

494mm Cart Depth	905mm High	1055mm High	1205mm High	1503mm High	1803mm High
	4B1RS09	4B1RS10	4B1RS12	4B1RS15	4B1RS18
662mm Wide					
	4B2RS09	4B2RS10	4B2RS12	4B2RS15	4B2RS18
1324mm Wide					
	4B3RS09	4B3RS10	4B3RS12	4B3RS15	4B3RS18
1986mm Wide					

# ScanCell® Carts - Doors



## Features

- Mobile storage carts fitted with doors for use with 600 x 400mm trays & baskets
- Available as single, double & treble columns in a range of heights
- Lightweight easy clean design
- Injection moulded ABS top / chassis with aluminium corner profiles, laminate sides & back, post form / plastic finish doors
- Fitted with angled / horizontal side panels to suit 400 or 600mm insertions
- Type A - 600mm Insertion - Single door for each column
  - Single Column - R/H Hinged
  - Double Column - R/H & L/H Hinged
  - Treble Column - 1 x R/H & 2 x L/H Hinged
- Type B - 400mm Insertion - Double doors for each column
- 125mm polymer castors, 2 off braking

## Standard Colours

- Body - Grey

Trays, Baskets, Dividers & Accessories  
Page 216 - 219

## Options

- 4UR1A - Utility Rail, Type A (Cart Heights 905mm, 1055mm, 1205mm)
- 4UR1B - Utility Rail, Type B (Cart Heights 905mm, 1055mm, 1205mm)
- 4PR1A - Push Rail, Type A (Cart Heights 1503mm, 1803mm)
- 4PR1B - Push Rail, Type B (Cart Heights 1503mm, 1803mm)



4A1DR10  
(Trays & baskets not included)

4B1DR10

## Type A - 600mm Insertion

706mm Cart Depth	905mm High	1055mm High	1205mm High	1503mm High	1803mm High
462mm Wide	4A1DR09	4A1DR10	4A1DR12	4A1DR15	4A1DR18
924mm Wide	4A2DR09	4A2DR10	4A2DR12	4A2DR15	4A2DR18
1386mm Wide	4A3DR09	4A3DR10	4A3DR12	4A3DR15	4A3DR18

## Type B - 400mm Insertion

494mm Cart Depth	905mm High	1055mm High	1205mm High	1503mm High	1803mm High
662mm Wide	4B1DR09	4B1DR10	4B1DR12	4B1DR15	4B1DR18
1324mm Wide	4B2DR09	4B2DR10	4B2DR12	4B2DR15	4B2DR18
1986mm Wide	4B3DR09	4B3DR10	4B3DR12	4B3DR15	4B3DR18



# ScanCell® Carts - Vario Drawers



## Features

- Mobile storage carts fitted with vario drawers & supplied with 600 x 400mm trays
- Available as single, double & treble columns in a range of heights
- Lightweight easy clean design
- Injection moulded ABS top / chassis with aluminium corner profiles, laminate sides & back
- Type B - 400mm Insertions
- 125mm polymer castors, 2 off braking

## Dimensions (w x d x h)

- Single Column - 662 x 494 x Height
- Double Column - 1324 x 494 x Height
- Treble Column - 1986 x 494 x Height

## Options

- 4UR1B - Utility Rail (Cart Height - 905mm, 1055mm, 1205mm)
- 4PR1B - Push Rail (Cart Height - 1503mm)

## Standard Colours

- Body / Drawers - Grey
- Drawer Handle - Blue

## TYPE B - 400mm Insertion



Item	50mm Tray	100mm Tray	200mm Tray	300mm Tray
<b>Height - 905mm</b>				
4B1VD09/A	1	2	1	
4B1VD09/B		4		
4B1VD09/C	2	3		
4B2VD09/AA*	2	4	2	
<b>Height - 1055mm</b>				
4B1VD10/D	1	3	1	
4B1VD10/E		5		
4B2VD10/DD*	2	6	2	
<b>Height - 1205mm</b>				
4B1VD12/G	1	4	1	
4B1VD12/H	2	2	2	
<b>Height - 1503mm</b>				
4B1VD15/I	1	6	1	
4B1VD15/J	1	4	1	1

\*Double column



4B1VD09/A



4B1VD15/I

# ScanCell® Carts - Telescopic Drawers



## Features

- Mobile storage carts with telescopic drawers supplied with 600 x 400mm trays & baskets
- Available as single, double & treble columns in a range of heights
- Lightweight easy clean design
- Injection moulded ABS top / chassis with aluminium corner profiles, laminate sides & back
- Type B - 400mm Insertions
- Fitted with horizontal side panels to suit 400 insertions
- 125mm polymer castors, 2 off braking

## Dimensions (w x d x h)

- Single Column - 662 x 494 x Height
- Double Column - 1324 x 494 x Height

## Standard Colours

- Body / Drawers - Grey

## Options

- 4UR1B - Utility Rail (Cart Height - 905mm, 1055mm, 1205mm)

**TYPE B - 400mm Insertion**



4B1TD10/D



4B1TD09/A

Item	50mm Tray	100mm Tray	200mm Basket
<b>Height - 905mm</b>			
4B1TD09/A	1	2	1
4B1TD09/B		4	
4B1TD09/C	2	3	
<b>Height - 1055mm</b>			
4B1TD10/D	1	3	1
4B1TD10/E		5	
4B1TD10/F	2	4	
<b>Height - 1205mm</b>			
4B1TD12/H	1	4	1
4B1TD12/I	2	5	
4B1TD12/J	6	3	

\*Double column

## Features

- Mobile storage carts with telescopic drawers supplied with 300 x 400mm trays & baskets
- Lightweight easyclean design
- Injection moulded ABS top / chassis with aluminium corner profiles, laminate sides & back
- Type D - 400mm Insertions
- 125mm polymer castors, 2 off braking

## Dimensions (w x d x h)

- 462 x 494 x 905mm

## Standard Colours

- Body / Drawers - Grey

## Options

- 4UR1B - Utility Rail (Type B)



4D1TD09/A  
Shown with optional utility rail

Item	50mm Tray	100mm Tray	200mm Basket
4D1TD09/A	1	2	1
4D1TD09/B	-	4	-

## Features

- Compatible with 300 x 400mm trays & baskets
- Available in mild & 304 grade stainless steel
- Runners allow trays to be accessed from either side (4 stops required per tray / basket)
- Type D - 400mm insertion
- Trays & baskets can be supported on the upper & lower frame (optional solid grade laminate worktop)
- 75mm pressed steel castors

## Dimensions (w x d x h)

- 360 x 460 x 850mm

## Standard Colours

- Paint - Grey White

## Options

- ZP010 - Ring Buffers
- 4D1SLWT- Solid Grade Laminate Worktop



4D1DSTCM  
(Trays & baskets not included)

## TYPE D - 400mm Insertion



Item	Description
4D1DSTCM	Distribution Trolley - Compact, Mild Steel
4D1DSTCS	Distribution Trolley - Compact, Stainless Steel

# Distribution Trolleys

## Features

- Compatible with 600 x 400mm trays & baskets
- Available in mild & 304 grade stainless steel
- Runners allow trays to be accessed from either side (4 stops required per tray / basket)
  - Type A - 600mm insertion
  - Type B - 400mm insertion
- Trays & baskets can be supported on the upper & lower frame (optional solid grade laminate worktop)
- 75mm pressed steel castors

## Dimensions (w x d x h)

- Single Column, Type A - 460 x 655 x 850mm
- Double Column, Type A - 895 x 655 x 850mm
- Single Column, Type B - 660 x 455 x 850mm

## Standard Colours

- Paint - Grey White

## Options

- ZP010 - Ring Buffers
- 4A1SLWT - Solid Grade Laminate Worktop, Single Column (Type A)
- 4A2SLWT - Solid Grade Laminate Worktop, Double Column (Type A)
- 4B1SLWT - Solid Grade Laminate Worktop, Single Column (Type B)

Trays, Baskets, Dividers & Accessories  
Page 216 - 219



4A2DSTS  
(Trays & baskets not included)



4A1DSTM  
(Trays & baskets not included)

### TYPE A - 600mm Insertion



### TYPE B - 400mm Insertion



Mild Steel	Stainless Steel	Description
4A1DSTM	4A1DSTS	Distribution Trolley - Single Column, Type A
4A2DSTM	4A2DSTS	Distribution Trolley - Double Column, Type A
4B1DSTM	4B1DSTS	Distribution Trolley - Single Column, Type B

# Open Transfer / Transport Trolleys

## Features

- Compatible with 600 x 400mm trays & baskets
- Available in mild & 304 grade stainless steel
- Runners allow trays to be accessed from either side (4 stops required per tray / basket)
  - Type A - 600mm insertion
- Push handles at either end
- Ring buffers to protect the trolley / fabric of the building
- Castors
  - Single / Double Column - 125mm pressed steel castors, 2 off braking
  - Treble Column - 200mm heavy duty pressed steel castors, 2 off fixed, 2 off swivel braking

## Dimensions (w x d x h)

- Single Column, Type A - 665 x 725 x 1555mm
- Double Column, Type A - 1100 x 725 x 1555mm
- Treble Column, Type A - 1535 x 725 x 1635mm

## Standard Colours

- Paint - Grey White

## Options

- 4A1OTTNC - Nylon Cover - Single Column
- 4A2OTTNC - Nylon Cover - Double Column
- 4A3OTTNC - Nylon Cover - Treble Column



4A1OTTS  
(Trays & baskets not included)



4A3OTTM

## TYPE A - 600mm Insertion



Mild Steel	Stainless Steel	Description
4A1OTTM	4A1OTTS	Open Transfer / Transport Trolley - Single Column, Type A
4A2OTTM	4A2OTTS	Open Transfer / Transport Trolley - Double Column, Type A
4A3OTTM	4A3OTTS	Open Transfer / Transport Trolley - Treble Column, Type A

# HTM71 Racking

## Features

- Fully configurable freestanding modular racking for use with 600 x 400mm modular trays & baskets
- Available to suit 600 or 400mm insertions
  - Type A - 600mm insertion
  - Type B - 400mm insertion
- Trays & baskets supported on adjustable moulded plastic/glass fibre runners
- Runners can be positioned horizontal or angled (approx. 25° - requires angle adaptor brackets)
- Integral stops on the runners allow trays/baskets to be accessible in two positions
  - Straight (approx. 5°)
  - Angled (approx. 25°)
- Runners offer pass through facility allowing access on either side
- Anodised extruded aluminium uprights & cross members
- Bolted construction using high quality moulded fixings provides rigidity & allows the system to be altered easily
- Available as either static or mobile units
  - Static - Adjustable feet allow levelling on uneven floors
  - Mobile - 50/80mm pressed steel castors
- Optional wall mounting brackets allow static units to be fixed securely to the wall (when units are loaded over 100kg)
- Supplied for self-assembly (Can be supplied pre-assembled, please ask for a quote)

## Dimensions (w x d x h)

### Static

Type A - 600mm Insertion

- Single Bay - 494 x 642 x 1940mm
- Double Bay - 937 x 642 x 1940mm

Type B - 400mm Insertion

- Single Bay - 694 x 442 x 1940mm
- Double Bay - 1337 x 442 x 1940mm

### Standard Colours

- Uprights & Cross Members - Anodised Aluminium
- Plastic Mouldings - Green/Grey

## Static - Adjustable Feet

Item	Description	Weight
<b>Type A - 600mm Insertion</b>		
4HH-HTM71/S1/600	Static, Single Bay, 600mm Insertion	10.3kg
4HH-HTM71/S2/600	Static, Double Bay, 600mm Insertion	16.1kg
<b>Type B - 400mm Insertion</b>		
4HH-HTM71/S1/400	Static, Single Bay, 400mm Insertion	10.2kg
4HH-HTM71/S2/400	Static, Double Bay, 400mm Insertion	16.3kg

## Dimensions (w x d x h)

### Mobile

Type A - 600mm Insertion

- Single Bay - 494 x 642 x 1996mm
- Double Bay - 937 x 642 x 1996mm

Type B - 400mm Insertion

- Single Bay - 694 x 442 x 1996mm
- Double Bay - 1337 x 442 x 1996mm

### Options

- 2HH-7532293 - Wall Mounting Bracket
- 2HH-7532277 - 10mm Plastic Cover Cap



4HH-HTM71/S1/400

Runners, trays, baskets, dividers & angle brackets not included (order separately)

Room Design & Installation Service Available



2HH-7532293

Wall Mounting Bracket



2HH-7532277

10mm Plastic Cover Cap

## Components


- 2HH-7532301-HH - Base Unit, Type A, 600mm Insertion (x 1)
- 2HH-7532311 - Extension Unit, Type A, 600mm Insertion (x 1)
- 2HH-7532356 - Runners, Type A, 600mm Insertion (pair)
- 2HH-7532329 - Angle Adaptor Plate, Type A, 600mm Insertion (pair)
- 2HH-7532304-HH - Base Unit, Type B, 400mm Insertion (x 1)
- 2HH-7532314 - Extension Unit, Type B, 400mm Insertion (x 1)
- 2HH-7532355 - Runners, Type B, 400mm Insertion (pair)
- 2HH-7532328 - Angle Adaptor Plate, Type B, 400mm Insertion (pair)
- 2HH-7532320 - Adjustable Foot Set (x 4)
- 2HH-7532321 - Adjustable Foot Set (x 2)
- 2HH-7532322 - 50mm Pressed Steel Castors (2 x Braking / 2 x Non-Braking)
- 2HH-7532323 - 50mm Pressed Steel Castors (1 x Braking / 1 x Non-Braking)
- 2HH-7532324 - 80mm Pressed Steel Castors (2 x Braking / 2 x Non-Braking)
- 2HH-7532325 - 80mm Pressed Steel Castors (1 x Braking / 1 x Non-Braking)



4HH-HTM71/S2/600  
Runners, trays, baskets, dividers  
not included (order separately)



4HH-HTM71/M52/400  
Runners, trays, baskets, dividers  
not included (order separately)



4HH-HTM71/M51/600  
Runners, trays, baskets, dividers  
not included (order separately)

### Mobile - 50mm Castors

Item	Description	Weight
<b>Type A - 600mm Insertion</b>		
4HH-HTM71/M51/600	Mobile, Single Bay, 600mm Insertion	11.1kg
4HH-HTM71/M52/600	Mobile, Double Bay, 600mm Insertion	17.3kg
<b>Type B - 400mm Insertion</b>		
4HH-HTM71/M51/400	Mobile, Single Bay, 400mm Insertion	11.0kg
4HH-HTM71/M52/400	Mobile, Double Bay, 400mm Insertion	17.5kg

# High Density Racking - HTM71

## Features

- Increases the storage capacity of a given area
- Maximises all available space
- Can eliminate the need to expand a given area through the use of optimised storage
- Creates moveable aisles
- Eliminates hard to reach or 'dead' spaces
- Compatible with 400mm & 600mm insertion trays & baskets
- The guide track is positioned above the shelving system
- Aluminium overhead track system acts as a guide for mobile units
- Floors are easy to clean
- Carts & trolleys can easily be easily manoeuvred into & out of the active aisle



Easy access shelving system




Full extension runner



## Examples of Preconfigured High Density Racking - HTM71



5 Units, 5 Columns Modular



5 Units, 3 Columns with Shelves

Room Design & Installation Service Available  
Contact us for more Information

## Trays & Baskets

### Type D - Size 300 x 400mm

Item	Description
 2HH-7014050	Tray - ABS, 50mm Dimensions (w x d x h): 300 x 400 x 50mm Material: ABS Grey
 2HH-7014100	Basket - ABS, 100mm Dimensions (w x d x h): 300 x 400 x 100mm Material: ABS Grey
 2HH-7014200	Basket - ABS, 200mm Dimensions (w x d x h): 300 x 400 x 200mm Material: ABS Grey

### Type A & B - Size 600 x 400mm

Item	Description
 2HH-7011050	Tray - ABS, 50mm Dimensions (w x d x h): 600 x 400 x 50mm Material: ABS Grey
 2HH-7011100	Tray - ABS, 100mm Dimensions (w x d x h): 600 x 400 x 100mm Material: ABS Grey
 2HH-7012100	Basket - ABS, 100mm Dimensions (w x d x h): 600 x 400 x 100mm Material: ABS Grey
 2HH-7012200	Basket - ABS, 200mm Dimensions (w x d x h): 600 x 400 x 200mm Material: ABS Grey
 2HH-K561039D	Tray/Lid - ABS, 15mm Dimensions (w x d x h): 600 x 400 x 15mm Material: Plastic Grey

# Dividers











## Type D - Size 300 x 400mm

Item	Description	Tray/Basket Compatibility
 2HH-7810103	Divider - PC Dimensions (w x h): 300 x 50mm Material: Polycarbonate, Transparent	2HH-7014050
 2HH-7810102	Divider - PC Dimensions (w x h): 400 x 50mm Material: Polycarbonate, Transparent	2HH-7014050 2HH-7011050
 2HH-7811206N	Divider - ABS Dimensions (w x h): 300 x 100mm Material: ABS Grey	2HH-7014100
 2HH-7811205N	Divider - ABS Dimensions (w x h): 400 x 100mm Material: ABS Grey	2HH-7014100 2HH-7012100
 2HH-7811306	Divider - ABS Dimensions (w x h): 300 x 200mm Material: ABS Grey	2HH-7014200

Item	Description	Tray/Basket Compatibility
 2HH-7811305	Divider - ABS Dimensions (w x h): 400 x 200mm Material: ABS Grey	2HH-7014200 2HH-7012200
 2HH-241302	Sliding Divider - SAN Dimensions (w x h): 170 x 45mm Material: Plastic, Transparent	2HH-7014050 2HH-7011050
 2HH-241301	Sliding Divider - SAN (including cardholder) Dimensions (w x h): 170 x 45mm Material: Plastic, Transparent	2HH-7014050 2HH-7011050
 2HH-240820	Sliding Divider - SAN Dimensions (w x h): 170 x 100mm Material: Plastic, Transparent	2HH-7014100
 2HH-240821	Sliding Divider - SAN (including cardholder) Dimensions (w x h): 170 x 100mm Material: Plastic, Transparent	2HH-7014100

# Dividers

## Type A & B - Size - 600 x 400mm

Item	Description	Tray/Basket Compatibility	Item	Description	Tray/Basket Compatibility
 2HH-7810105	Divider - ABS Dimensions (w x h): 400 x 50mm Material: ABS Grey	2HH-7014050 2HH-7011050	 2HH-7811304	Divider - ABS Dimensions (w x h): 600 x 200mm Material: ABS Grey	2HH-7012200
 2HH-7810104	Divider - ABS Dimensions (w x h): 600 x 50mm Material: ABS Grey	2HH-7011050	 2HH-241302	Sliding Divider - SAN Dimensions (w x h): 170 x 45mm Material: Plastic, Transparent	2HH-7014050 2HH-7011050
 2HH-7811205N	Divider - ABS Dimensions (w x h): 400 x 100mm Material: ABS Grey	2HH-7011100 2HH-7012100	 2HH-241301	Sliding Divider - SAN (including cardholder) Dimensions (w x h): 170 x 45mm Material: Plastic, Transparent	2HH-7014050 2HH-7011050
 2HH-7811204N	Divider - ABS Dimensions (w x h): 600 x 100mm Material: ABS Grey	2HH-7011100 2HH-7012100	 2HH-240820	Sliding Divider - SAN Dimensions (w x h): 170 x 100mm Material: Plastic, Transparent	2HH-7011100 2HH-7012100
 2HH-7811305	Divider - ABS Dimensions (w x h): 400 x 200mm Material: ABS Grey	2HH-7014200 2HH-7012200	 2HH-240821	Sliding Divider - SAN (including cardholder) Dimensions (w x h): 170 x 100mm Material: Plastic, Transparent	2HH-7011100 2HH-7012100

# Accessories

Item	Description	Tray/Basket Compatibility
 <p>2HH-240501</p>	<p>T/Clip</p>	<p>All Trays &amp; Baskets</p>
 <p>2HH-7910204N</p>	<p>Safety Stop - Long (Scan Modul Compatible) Material: Plastic</p>	<p>All Trays &amp; Baskets</p>
 <p>2HH-7910201N</p>	<p>Safety Stop - Short (H+H System Compatible) Material: Plastic</p>	<p>All Trays &amp; Baskets</p>
 <p>2HH-100072</p>	<p>Label Holder Credit Card Size: (85 x 54mm) Material: Plastic</p>	<p>All Trays &amp; Baskets</p>
 <p>2HH-K100187</p>	<p>Label Credit Card Size: (85 x 54mm) Material: Plastic, White</p>	<p>All Trays &amp; Baskets</p>

# Infusion & Pump Stands

Mobile Infusion Stands	222
Clamping Infusion Stands	227
Wall Mounted Infusion Holders	227
Mobile Pump Stands	228



# Mobile Infusion Stands - Polyurethane, Easy Clean

## Features

- Meets appendix A (Stability Requirements) of BS 3619:1976 Mobile Infusion Stands
- Five leg base with low centre of gravity to assist stability
- 25mm diameter 304 grade stainless steel upright
- Polyurethane overmoulded base with smooth edges & contours provides...
  - Water-resistant finish, allowing for easy & effective cleaning (including steam cleaning)
  - Shield for the castors
  - Impact protection to patients & staff, reducing the risk of skin abrasions & bruising
  - Protection to the fabric of the building
- Coloured indicator caps provide department identification & segregation, reducing the risk of cross contamination
- Height adjustable upright using a handwheel (1260 - 2100mm)
- Available with two or four pigtail hooks
- Maximum recommended load...
  - Hooks - 4kg per stand
  - Fixed Upright - 4kg per stand
- Optional handle keeps feet clear of the base, assists manoeuvrability & improves patient safety
- 50mm polypropylene / thermoplastic rubber twin-wheel non-marking castors (1 x anti-static)

## Dimensions (w x d x h)

- Overall - 620 x 620 x 1260 - 2100mm
- Vertical Clamping Area
  - IS/P/2H & IS/P/4H - 970mm
  - IS/P/2H/H & IS/P/4H/H - 840mm

## Standard Colours

- Base - Grey
- Upright & Handle - Stainless Steel
- Coloured Indicator Cap - Spearmint

## Options

- Coloured Indicator Cap - Blue / Green / Red / Yellow



4 hook pole supplied with models with '4H' product code suffix



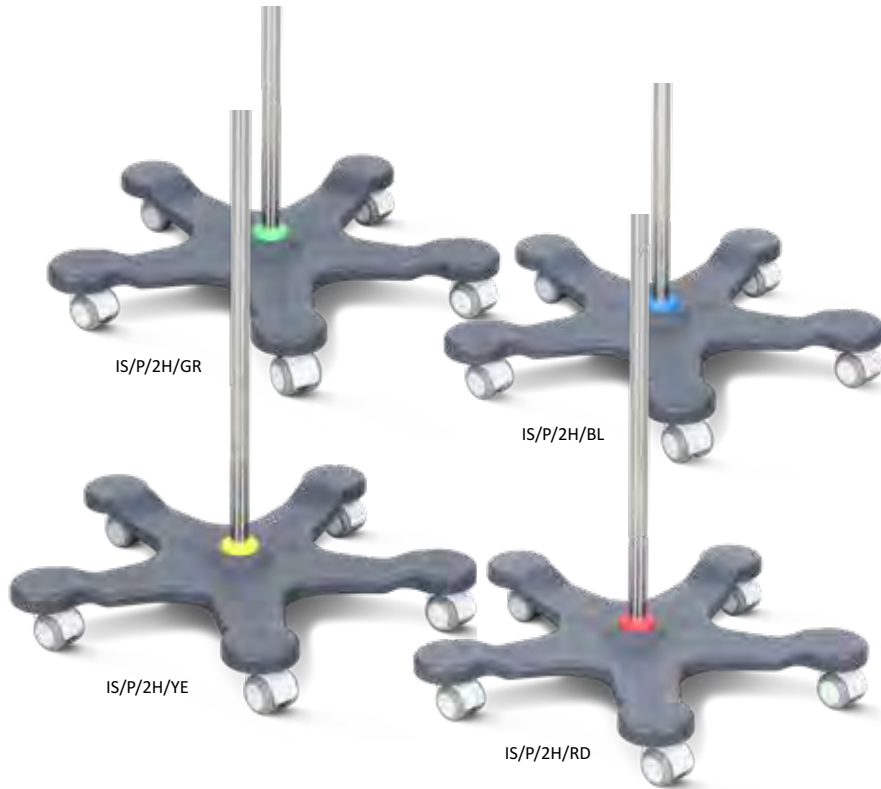
IS/P/2H/SP

IS/P/4H/H/YE  
(Pump not included)

Spearmint	Blue	Green	Red	Yellow	Description	Weight
IS/P/2H/SP	IS/P/2H/BL	IS/P/2H/GR	IS/P/2H/RD	IS/P/2H/YE	Two Hook	7.8kg
IS/P/4H/SP	IS/P/4H/BL	IS/P/4H/GR	IS/P/4H/RD	IS/P/4H/YE	Four Hook	7.9kg
IS/P/2H/H/SP	IS/P/2H/H/BL	IS/P/2H/H/GR	IS/P/2H/H/RD	IS/P/2H/H/YE	Two Hook, Handle	8.2kg
IS/P/4H/H/SP	IS/P/4H/H/BL	IS/P/4H/H/GR	IS/P/4H/H/RD	IS/P/4H/H/YE	Four Hook, Handle	8.3kg



## Mobile Infusion Stands - Polyurethane, Easy Clean



# eClean™

## Mobile Infusion Stands - Stainless Steel

### Features

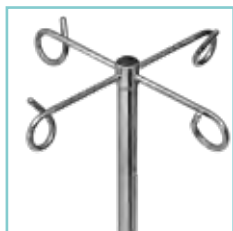
- Meets appendix A (Stability Requirements) of BS 3619:1976 Mobile Infusion Stands
- Seamless welded 304 grade stainless steel construction
- Height adjustable upright using a handwheel (1270 - 2000mm)
- Available with two or four pigtail hooks
- 9kg plastic coated weighted base available for additional stability
- Maximum recommended load...
  - Hooks - 4kg per stand
  - Fixed Upright
    - Non-Weighted Base - 2kg per stand
    - Weighted Base - 4kg per stand
- 50mm polypropylene / thermoplastic rubber twin wheel castors (1 x anti-static)

### Dimensions (w x d x h)

- 650 x 650 x 1270 - 2000mm

### Standard Colours

- Base / Upright - Stainless Steel
- Weighted Base - Grey



4 hook pole supplied with models with '4H' product code suffix

Item	Description	Weight
<b>Non Weighted Base</b>		
DPWS/1	Two Hook	3.8kg
DPWS/1/4H	Four Hook	3.9kg
<b>Weighted Base</b>		
DPWS/1/W9	Two Hook, Weighted Base	12.8kg
DPWS/1/W9/4H	Four Hook, Weighted Base	12.9kg



DPWS/1/W9/4H



DPWS/1



# Mobile Infusion Stands - Mild Steel

## Features


- Meets appendix A (Stability Requirements) of BS 3619:1976 Mobile Infusion Stands
- Welded mild steel construction
- Height adjustable upright using a handwheel (1270 - 2000mm)
- Available with two or four pigtail hooks
- 9kg plastic coated weighted base available for additional stability
- Maximum recommended load...
  - Hooks - 4kg per stand
  - Fixed Upright
    - Non-Weighted Base - 2kg per stand
    - Weighted Base - 4kg per stand
- 50mm polypropylene / thermoplastic rubber twin wheel castors (1 x anti-static)

## Dimensions (w x d x h)

- 650 x 650 x 1270 - 2000mm

## Standard Colours

- Base / Upright - Paint - White
- Weighted Base - Grey



4 hook pole supplied with models with '4H' product code suffix

Item	Description	Weight
<b>Non Weighted Base</b>		
DPWM/1	Two Hook	3.8kg
DPWM/1/4H	Four Hook	3.9kg
<b>Weighted Base</b>		
DPWM/1/W9	Two Hook, Weighted Base	12.8kg
DPWM/1/W9/4H	Four Hook, Weighted Base	12.9kg



DPWM/1



DPWM/1/W9/4H



## Mobile Infusion Stands - Knockdown

### Features

- Meets appendix A (Stability Requirements) of BS 3619:1976 Mobile Infusion Stands
- 304 grade stainless steel legs & upright with a plastic centre boss
- Unique design allows for assembly using an Allen key to locate & hold the legs & upright in position
- Supplied boxed for self-assembly
- Height adjustable upright using a handwheel (1270 - 2000mm)
- Available with two or four pigtail hooks
- Maximum recommended load on hooks 4kg (attachment of blood warmers, pumps & syringe drivers is not recommended)
- 50mm polypropylene twin-wheel castors (1 x anti-static)

### Dimensions (w x d x h)

- 650 x 650 x 1270 - 2000mm

### Standard Colours

- Legs / Upright - Stainless Steel
- Centre Boss - Grey



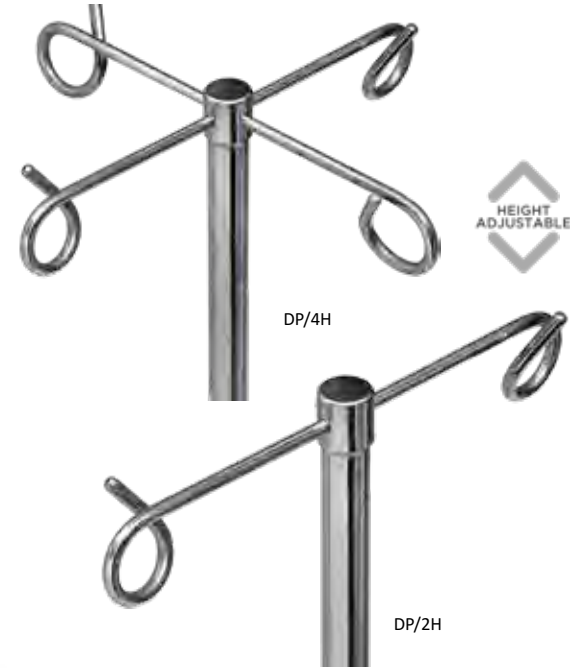
## Infusion Poles - Replacement

### Features

- Two & four pigtail hook stainless steel infusion poles
- Compatible with our drip stands (19mm diameter upright)
- Pole length 1200mm

### Standard Colours

- Stainless Steel



Item	Description	Weight
DP/2H	Two Hook Infusion Pole	0.6kg
DP/4H	Four Hook Infusion Pole	0.8kg

Item	Description	Weight
DPKS/1	Mobile Infusion Stand - Knockdown, Two Hook	3.8kg
DPKS/1/4H	Mobile Infusion Stand - Knockdown, Four Hook	3.9kg

## Clamping Infusion Stands - Trolley

### Features

- Clamp secures to 25mm vertical round tube (designed to fit our range of dressing trolleys)
- When fitting to other trolleys, we strongly recommend that a risk assessment is carried out to assess stability
- When fitted protrudes 45mm
- Supplied with a two pigtail hook infusion pole
- Maximum load on hooks 2kg

### Dimensions (w x d x h)

- 55 x 220 x 1200mm



Item	Description	Weight
DP/C	Clamping Infusion Stands - Trolley	1.8kg



## Wall Mounted Infusion Holders

### Features

- Wall mounted infusion bag holder
- Available with one/two U shaped hooks
- 25mm diameter "D" shaped tube to accept pumps (max load 10kg)
- Maximum load per hook 2kg
- Fixings not included

### Dimensions (w x d x h)

- IV001 - 344 x 75 x 500mm
- IV002 - 344 x 75 x 570mm



IV002



IV001

Item	Description	Weight
IV001	One Hook, Wall Mounted Infusion Holder	1.2kg
IV002	Two Hook, Wall Mounted Infusion Holder	1.6kg



# Mobile Pump Stands - Polyurethane, Easy Clean

## Features

- Range of stands designed specifically to hold blood warmers, pumps & syringe drivers
- Five leg base with low centre of gravity to assist stability
- 32mm diameter 304 grade stainless steel upright & 25mm diameter pump support bows
- Polyurethane overmoulded base with smooth edges & contours provides...
  - Water-resistant finish, allowing for easy & effective cleaning (including steam cleaning)
  - Shield for the castors
  - Impact protection to patients & staff, reducing the risk of skin abrasions & bruising
  - Protection to the fabric of the building
- Height adjustable upright using a handwheel (1300 - 2000mm)
- Four U shaped hooks
- Maximum recommended load...
  - Hooks - 12kg per stand
  - Fixed Upright/s - 22kg per stand
- 75mm polypropylene / thermoplastic rubber twin-wheel castors (1 x anti-static)

## Dimensions (w x d x h)

- Overall - 620 x 620 x 1300 - 2000mm
- Vertical Clamping Area
  - PS/P/SC/4H - 975mm
  - PS/P/HC/4H - 771mm (upright) 2 x 646mm (support bows)

## Standard Colours

- Base - Grey
- Upright & Support Bows - Stainless Steel

## Vertical Clamping Area

- PS/P/SC/4H - 975mm
- PS/P/HC/4H - 771mm (upright) 2 x 646mm (support bows)



Smooth edges & contours, allows easy & effective cleaning



Item	Description	Weight
PS/P/SC/4H	Mobile Pump Stand - Polyurethane, Easy Clean, Standard Capacity, Four Hook	11.0kg
PS/P/HC/4H	Mobile Pump Stand - Polyurethane, Easy Clean, High Capacity, Four Hook	13.0kg

# eClean™



Four U shaped hooks



Height adjustable upright using a heavy duty handwheel

CE



PS/P/HC/4H  
(Pumps not included)

## Mobile Pump Stands - Mild Steel, Four Leg

### Features

- Range of stands designed specifically to hold blood warmers, pumps & syringe drivers
- Fully welded four leg base
- 32mm diameter 304 grade stainless steel upright & 25mm diameter pump support bows
- Height adjustable upright using a handwheel (1270 - 2000mm)
- Four U-shaped hooks
- Maximum recommended load...
  - Hooks - 12kg per stand
  - Fixed Upright/s - 22kg per stand
- 75mm polypropylene / thermoplastic rubber twin-wheel castors (1 x anti-static)

### Dimensions (w x d x h)

- Overall - 560 x 621 x 1270 - 2000mm
- Vertical Clamping Area
  - PS/M/SC/4H - 975mm
  - PS/M/HC/4H - 771mm (upright) 2 x 646mm (support bows)

### Standard Colours

- Base - Grey
- Upright & Support Bows - Stainless Steel



PS/M/SC/4H

Item	Description	Weight
PS/M/SC/4H	Mobile Pump Stand - Mild Steel, Four Leg, Standard Capacity, Four Hook	14.7kg
PS/M/HC/4H	Mobile Pump Stand - Mild Steel, Four Leg, High Capacity, Four Hook	16.7kg





Four U shaped hooks



Height adjustable upright using a heavy duty handwheel



PS/M/HC/4H  
(Pumps not included)

# Linen Trolleys & Bags

Soiled Linen Trolleys	234
Linen Trolleys	237
Hamper Trolleys	238
Soiled Linen Bags	239
Clean Linen Trolleys	240



## Soiled Linen Trolleys - Stainless Steel, Cantilever Frame

### Features

- Seamlessly welded from 304 grade stainless steel for strength & ease of cleaning
- Suitable for use with fabric linen bags using a tubular C shaped ring\*
- Bags supported on an easy clean solid base
- Available with a plastic, pedal operated lid, when depressed prevents the trolley from moving
- 75mm pressed steel castors

\*Recommended minimum bag circumference 1360mm, height 750mm

### Dimensions (w x d x h)

- Single - 440 x 460 x 820mm
- Double - 835 x 460 x 820mm
- Single, Pedal Operated - 440 x 560 x 830mm
- Double, Pedal Operated - 835 x 560 x 830mm

### Options / Accessories

- Linen Bags:
  - R/BAG/WHITE - White
  - R/BAG/BLUE - Blue
  - R/BAG/RED - Red
  - R/BAG/GREEN - Green
  - R/BAG/YELLOW - Yellow



WT/6/SS



WT/6/2/SS



WT/6/PL/SS



WT/6/2/PL/SS



Pedal operated lid

Linen Bags - page 239

Item	Description	Weight
WT/6/SS	Stainless Steel Cantilever, Single	6.5kg
WT/6/2/SS	Stainless Steel Cantilever, Double	10.0kg
WT/6/PL/SS	Stainless Steel Cantilever, Single, Pedal Operated	8.5kg
WT/6/2/PL/SS	Stainless Steel Cantilever, Double, Pedal Operated	14.5kg

# Soiled Linen Trolleys - Mild Steel, Cantilever Frame

## Features

- Welded mild steel frame
- Suitable for use with fabric linen bags using a tubular C shaped ring\*
- Bags supported on an easy clean solid base
- Available with a plastic, pedal operated lid, when depressed prevents the trolley from moving
- 75mm pressed steel castors

\*Recommended minimum bag circumference 1360mm, height 750mm

## Dimensions (w x d x h)

- Single - 440 x 460 x 820mm
- Double - 835 x 460 x 820mm
- Single, Pedal Operated - 440 x 560 x 830mm
- Double, Pedal Operated - 835 x 560 x 830mm

## Standard Colours

- Paint - Spearmint

## Options / Accessories

- Linen Bags:
  - R/BAG/WHITE - White
  - R/BAG/BLUE - Blue
  - R/BAG/RED - Red
  - R/BAG/GREEN - Green
  - R/BAG/YELLOW - Yellow

Linen Bags - page 239



Item	Description	Weight
WT/6/MS	Mild Steel Cantilever, Single	6.5kg
WT/6/2/MS	Mild Steel Cantilever, Double	10.0kg
WT/6/PL/MS	Mild Steel Cantilever, Single, Pedal Operated	8.5kg
WT/6/2/PL/MS	Mild Steel Cantilever, Double, Pedal Operated	14.5kg

# Soiled Linen Trolleys - Mild Steel, Sprung Frame

## Features

- Welded mild steel frame
- Suitable for use with either fabric or disposable polythene bags using a sprung rod frame\*
- Bags supported on an easy clean solid base
- Available with a plastic, pedal operated lid, when depressed prevents the trolley from moving
- 75mm pressed steel castors

\*Factory set for standard 1360mm circumference bags. Can be manually adjusted to suit other bags.  
Recommended minimum bag height 750mm

## Dimensions (w x d x h)

- Single - 440 x 460 x 825mm
- Double - 835 x 460 x 825mm
- Single, Pedal Operated - 440 x 560 x 830mm
- Double, Pedal Operated - 835 x 560 x 830mm

## Standard Colours

- Paint - Spearmint

## Options / Accessories

- Linen Bags:
  - R/BAG/WHITE - White
  - R/BAG/BLUE - Blue
  - R/BAG/RED - Red
  - R/BAG/GREEN - Green
  - R/BAG/YELLOW - Yellow

Linen Bags - page 239

Item	Description	Weight
WT/9/MS	Mild Steel, Sprung Frame, Single	6.5kg
WT/9/PL/MS	Mild Steel, Sprung Frame, Single, Pedal Operated	8.5kg
WT/9/2/MS	Mild Steel, Sprung Frame, Double	10.0kg
WT/9/2/PL/MS	Mild Steel, Sprung Frame, Double, Pedal Operated	14.5kg



## Soiled Linen Trolley - Mild Steel, Folding

### Features

- Folds to minimize space
- Suitable for use with fabric linen bags
- 50mm polypropylene / thermoplastic rubber twin-wheel castors

\*Recommended minimum bag circumference 1360mm, height 750mm

### Dimensions (w x d x h)

- Overall Dimensions - 430 x 430 x 1030mm
- Folded - 430 x 200 x 1040mm

### Standard Colours

- Paint - Grey White

### Options / Accessories

- Linen Bags:
  - R/BAG/WHITE - White
  - R/BAG/BLUE - Blue
  - R/BAG/RED - Red
  - R/BAG/GREEN - Green
  - R/BAG/YELLOW - Yellow

Linen Bags - page 239



WT/7/MS

Item	Description	Weight
WT/7/MS	Folding, Mild Steel	3.25kg

## Linen Trolley - Bed Changing

### Features

- Welded mild steel frame
- Three removable, sunken, liquid retaining trays
- Tray heights - 230, 590 & 960mm
- Dividing panel separates clean & soiled linen
- Suitable for use with fabric linen bags using a tubular C shaped ring\*
- Bag supported on a base frame
- 100mm pressed steel castors

\*Recommended minimum bag circumference 1360mm, height 750mm

### Dimensions (w x d x h)

- Overall Dimensions - 830 x 490 x 1040mm
- Tray - 390 x 400 x 25mm

### Standard Colours

- Paint - Grey White

### Options / Accessories

- ZP005 - 100mm Ring Buffers
- Linen Bags:
  - R/BAG/WHITE - White
  - R/BAG/BLUE - Blue
  - R/BAG/RED - Red
  - R/BAG/GREEN - Green
  - R/BAG/YELLOW - Yellow



WT/13/MS

Item	Description	Weight
WT/13/MS	Bed Changing	15.5kg

## Hamper Trolley - Mild Steel

### Features

- Welded mild steel construction
- Suitable for use with fabric hamper bags supported on 4 hooks
- Bag supported on an easy clean solid base
- 100mm pressed steel castors

### Dimensions (w x d x h)

- Overall Dimensions - 815 x 514 x 1000mm

### Standard Colours

- Paint - Grey White

### Options / Accessories

- ZP005 - 100mm Ring Buffers
- 2FACO013 - Hamper Bag (190 Litre)



WT/11/MS  
Shown with optional 2FACO013 hamper bag

Item	Description	Weight
WT/11/MS	Hamper Trolley - Mild Steel	12.5kg



# Soiled Linen Bags

## Features

- Washable 7oz polyester soiled linen bag
- Circumference 1360mm, height 750mm, 120 Litres
- Fitted with eyelets and draw cord with plastic toggle
- Available in a range of colours to allow compliance with local, national & international guidelines



R/BAG/WHITE



R/BAG/BLUE



R/BAG/RED



R/BAG/YELLOW



R/BAG/GREEN

Item	Description	Weight
R/BAG/WHITE	White Linen Bag	0.3kg
R/BAG/BLUE	Blue Linen Bag	0.3kg
R/BAG/RED	Red Linen Bag	0.3kg
R/BAG/GREEN	Green Linen Bag	0.3kg
R/BAG/YELLOW	Yellow Linen Bag	0.3kg

## Clean Linen Trolleys - Small (390 Litre)

### Features

- Suitable for ward clean linen storage
- Available with a flexible cover or fold back doors, to prevent dust ingress
- Mild steel frame, with lightweight aluminium cladding & shelves
- Two adjustable shelves, plus base (max 45kg per shelf)
- Shelf size - 1000 x 450mm (w x d)
- Push handles either end
- 125mm pressed steel castors
- Maximum capacity per trolley 135kg

### Dimensions (w x d x h)

- Overall Dimensions - 1175 x 530 x 1065mm
- Internal Dimensions - 1000 x 500 x 810mm

### Standard Colours

- Paint - Grey White

### Options / Accessories

- C008 - 125mm Castors, Heavy Duty Pressed Steel, 2 x Braking, 2 x Non-Braking (set of 4) - Factory fitted
- ZP010 - 100mm Ring Buffers



WT/42

Item	Description	Weight
WT/42	Clean Linen Trolley - Small	39.7kg
WT/42/COVER	Clean Linen Trolley - Small, Flexible Cover	42.4kg
WT/42/FBD	Clean Linen Trolley - Small, Fold Back Doors	46.0kg

### Flexible Cover

- Fire retardant cover
- Secured to the top of the trolley & drops down to enclose the front
- Weighted bottom hem with Velcro style side fastenings



### Fold Back Doors

- Fold back doors enclose the front
- When opened, doors fold against the push handles at either end of the trolley
- Drop down bolt secures the base of doors
- Drop over latch, complete with clasp allows locking with a padlock (not supplied)



## Clean Linen Trolleys - Medium (690 Litre)

### Features

- Used for bulk linen delivery, as part of a linen exchange system, or as an alternative to dedicated ward linen rooms
- Mild steel frame, with lightweight aluminium cladding & shelves
- Three adjustable shelves, plus base (max 45kg per shelf)
- Shelf size - 1180 x 460mm (w x d)
- Inset push handles either end
- Low level bumper bar offers protection to both the trolley & fabric of the building
- Optional tow bar fitting...
  - Fitted to the front (swivel castor)
  - Antiluce fastener fitted to rear (fixed castor)
  - Tow bar position approx. 360 - 380mm above floor
  - Recommended max speed 7kph for towed trolleys
- 200mm heavy duty castors, 2 x fixed, 2 x swivel
- Maximum capacity per trolley 180kg

### Dimensions (w x d x h)

- Overall Dimensions - 1430 x 600 x 1495mm
- Internal Dimensions - 1180 x 500 x 1180 mm

### Standard Colours

- Paint - Grey White

**AGV Compatible Trolleys & Carts**  
 We can provide solutions that are compatible with Laundry, Sterile Supplies, Medical Records & Pharmacy Distribution



WT/50/FBD/TBAR

Item	Description	Weight
<b>Non-Towing</b>		
WT/50/COVER	Clean Linen Trolley - Medium, Flexible Cover	90.0kg
WT/50/FBD	Clean Linen Trolley - Medium, Fold Back Doors	97.3kg
<b>Towing</b>		
WT/50/COVER/TBAR	Clean Linen Trolley - Medium, Flexible Cover, Tow Bar	92.5kg
WT/50/FBD/TBAR	Clean Linen Trolley - Medium, Fold Back Doors, Tow Bar	100.8kg

### Flexible Cover

- Fire retardant cover
- Secured to the top of the trolley & drops down to enclose the front
- Weighted bottom hem with Velcro style side fastenings



WT/50/COVER

### Fold Back Doors

- Fold back doors encloses the front
- When opened, doors fold against the push handles at either end of the trolley\*
- Drop down bolt secures the base of doors
- Drop over latch, complete with clasp allows locking with a padlock (not supplied)

\*Doors will not fold back flat when a tow bar is fitted



WT/50/FBD

## Clean Linen Trolleys - Large (1100 Litre)

### Features

- Used for bulk linen delivery, as part of a linen exchange system, or as an alternative to dedicated ward linen rooms
- Mild steel frame, with lightweight aluminium cladding & shelves
- Three adjustable shelves, plus base (max 45kg per shelf)
- Shelf size - 1430 x 555mm (w x d)
- Inset push handles either end
- Low level bumper bar offers protection to both the trolley & fabric of the building
- Optional tow bar fitting...
  - Fitted to the front (swivel castor)
  - Antiluce fastener fitted to rear (fixed castor)
  - Tow bar position approx. 360 - 380mm above floor
  - Recommended max speed 7kph for towed trolleys
- 200mm heavy duty castors, 2 x fixed, 2 x swivel
- Maximum capacity per trolley 180kg

### Dimensions (w x d x h)

- Overall Dimensions - 1740 x 720 x 1620mm
- Internal Dimensions - 1420 x 610 x 1295mm

### Standard Colours

- Paint - Grey White

**AGV Compatible Trolleys & Carts**  
 We can provide solutions that are compatible with Laundry, Sterile Supplies, Medical Records & Pharmacy Distribution



Item	Description	Weight
<b>Non-Towing</b>		
WT/48/COVER	Clean Linen Trolley - Large, Flexible Cover	102.9kg
WT/48/FBD	Clean Linen Trolley - Large, Fold Back Doors	111.5kg
<b>Towing</b>		
WT/48/COVER/TBAR	Clean Linen Trolley - Large, Flexible Cover, Tow Bar	106.4kg
WT/48/FBD/TBAR	Clean Linen Trolley - Large, Fold Back Doors, Tow Bar	115.0kg

### Flexible Cover

- Fire retardant cover
- Secured to the top of the trolley & drops down to enclose the front
- Weighted bottom hem with Velcro style side fastenings



WT/48/COVER

### Fold Back Doors

- Fold back doors enclose the front
- When opened, doors fold against the push handles at either end of the trolley\*
- Drop down bolt secures the base of doors
- Drop over latch, complete with clasp allows locking with a padlock (not supplied)

\*Doors will not fold back flat when a tow bar is fitted



WT/48/FBD



# Maternity Equipment



Baby Crib - Variable Height, Battery Operation	248
Baby Crib - Variable Height, Gas Strut Operation	250
Baby Crib - Fixed Height	252



# Baby Crib - Variable Height, Battery Operation



## Features

- EN 60601-1:2006+A12:2014 Medical electrical equipment. General requirements for basic safety & essential performance
- Height adjustable using a handset operated rechargeable battery powered telescopic column (700 - 910mm)
- Supplied with one rechargeable battery\*
- Push handles either end
- Lower cupboard with fixed shelf
- Crib can be tilted at either end (horizontal to approx. 6°)
- Two lift-up work flaps (max capacity 2kg)
- Supplied with a clear plastic crib (PETG) & flame-retardant mattress, fully welded seams, zip, washable (max capacity 6kg)
- 100mm Polymer braking castors

\*Battery must be removed from the unit when charging

## Dimensions (w x d x h)

- Overall Dimensions - 940 x 510 x 700 - 910mm
- Mattress - 635 x 330 x 75mm
- Cupboard - 210 x 265 x 315mm (internal, either side of the column)
- Work Flap - 415 x 305mm

## Standard Colours

- Paint - Grey White
- Cabinet / Work Flaps - Spearmint / Grey White

## Accessories / Spares

- 2LIDE033 - Additional Rechargeable Battery
- 2LIDE037 - Charger for Rechargeable Battery
- 2PLCO014 - Clear Plastic Crib, Solid Side (Spare / Replacement)
- 2FACO052 - Mattress, Flame Retardant, Fully Welded Seams, Zip, Washable (Spare / Replacement)



BCV/B

Item	Description	Weight
BCV/B	Baby Crib - Variable Height, Battery Operation, With Charger	49.5kg
BCV/B/NC	Baby Crib - Variable Height, Battery Operation, Without Charger	49.5kg



HEIGHT  
ADJUSTABLE

BCV/B/NC



Supplied with a handset



Rechargeable battery located  
at the rear of crib

# Baby Crib - Variable Height, Gas Strut Operation



## Features

- Height adjustable using a gas damper (710 - 1025mm)
- Push handle either end
- Crib can be tilted at either end (horizontal to approx. 6°)
- Supplied with a clear plastic crib (PETG) & flame-retardant mattress, fully welded seams, zip, washable (max capacity 6kg)
- 75mm twin-wheel braking castors

## Dimensions (w x d x h)

- Overall Dimensions - 930 x 476 x 775 - 1025mm
- Mattress - 635 x 330 x 75mm

## Standard Colours

- Paint - Grey White / Spearmint

## Accessories / Spares

- BA902 - Slide Out Debris Bin
- BA903 - Wire Basket - Internal Dimensions 420 x 170 x 220mm
- 2PLCO014 - Clear Plastic Crib (Spare / Replacement)
- 2FACO052 - Mattress, Flame Retardant, Fully Welded Seams, Zip, Washable (Spare / Replacement)



BCV/G



BA902 - Debris Bin



BA903 - Wire Basket

Item	Description	Weight
BCV/G	Baby Crib - Variable Height, Gas Strut Operation	20.2kg

Other products that you may be interested in...

See Pages 476 & 477

## Patient Seating - Kingston, Overnight Chair, Three Position



5NR/OC/KING/VVDEL



## Baby Crib - Fixed Height

### Features

- Available with...
  - Lower shelf
  - Lower shelf & small cupboard
  - Large cupboard
- Crib can be tilted at either end (horizontal to approx. 6°)
- Two lift-up work flaps (max capacity 2kg)
- Supplied with a clear plastic crib (PETG) & flame-retardant mattress, fully welded seams, zip, washable (max capacity 6kg)
- 100mm pressed steel castors, 2 off braking

### Dimensions (w x d x h)

- Overall Dimensions - 950 x 500 x 912mm
- Mattress - 635 x 330 x 75mm
- Large Shelf - 810 x 400mm
- Small Shelf - 385 x 396mm
- Small Cupboard - 400 x 400 x 385mm (external)
- Large Cupboard - 755 x 400 x 385mm (external)
- Work Flap - 405 x 292mm

### Standard Colours

- Paint - Grey White
- Cabinet / Lower Shelf / Work Flaps - Spearmint / Grey White

### Accessories / Spares

- 2PLCO014 - Clear Plastic Crib (Spare / Replacement)
- 2FACO052 - Mattress, Flame Retardant, Fully Welded Seams, Zip, Washable (Spare / Replacement)



BCF/LC

Item	Description	Weight
BCF/LS	Baby Crib - Fixed Height, Lower Shelf	20.4kg
BCF/SC	Baby Crib - Fixed Height, Small Cupboard	30.8kg
BCF/LC	Baby Crib - Fixed Height, Large Cupboard	38.0kg



BCF/SC



BCF/LS

# Medical Measuring Systems & Scales



Baby Scales	256
Paediatric Measuring Systems	264
Flat Scales	272
Measuring Stations	278
Column Scales	284
Height Measuring Systems	288
Handrail Scales	296
Multifunctional & Wheelchair Scales	298
Chair Scales	304
ECG Machines	308
ECG Accessories	314

## Baby Scale - Flat Weighing Tray

### Features

- Slimline design allows for drawer storage
- Allows measuring & weighing to be carried out in a single step (optional analogue length-measuring rod)
- Lightweight with a carrying handle to assist mobile use
- Easy to read large backlit LCD display
- Wide range of functions...
  - TARE
  - BMIF
  - HOLD
  - Auto-Hold
  - Auto weighing range switch-over
  - Damping
  - Automatic switch-off
  - Confirm button
- Battery powered (6 x AA)
- Graduation 5g < 10kg > 10g
- Capacity 20kg

### Dimensions (w x d x h)

- Overall Dimensions - 650 x 308 x 110mm
- Tray - 645 x 290 x 40mm

### Standard Colours

- White

### Options / Accessories

- 5SE/232 N - Analogue Length-Measuring Rod
  - Allows weighing & measuring in one step
  - Integrated head & foot positioners
  - Durable aluminium scratch-resistant construction with easy-to-read markings
  - Measuring range - 35-80cm
  - Graduation - 1mm
- 5SE/428 - Carrying Case
- 5SE/402 - Trolley
- 5SE/403 - Trolley with Drawer & Shelf



5SE/336

Analogue Length-Measuring Rod - 5SE/232 N



Item	Description	Weight
5SE/336	Baby Scale - Flat Weighing Tray	3.7kg

# Baby Scale - Extra Large Weighing Tray

## Features

- Weighing tray with high side walls for increased safety
- Allows measuring & weighing to be carried out in a single step (optional analogue length measuring rod)
- Three-step damping for fast weighing
- Large tray is suitable for weighing toddlers while sitting

### Functions...

- TARE
  - BMIF
  - HOLD
  - Auto-Hold
  - Automatic weighing range switch-over
  - Automatic switch-off
  - Confirm button
- Battery powered (6 x AA)
  - Graduation 5g < 7.5kg > 10g
  - Capacity 20kg

## Dimensions (w x d x h)

- Overall Dimensions - 620 x 358 x 190mm
- Tray - 615 x 275 x 130mm

## Standard Colours

- White

## Options / Accessories

- 5SE/233 - Analogue Length-Measuring Rod
- 5SE/402 - Trolley
- 5SE/403 - Trolley with Drawer & Shelf



5SE/376

Shown with optional Analogue Length-Measuring Rod - 5SE/233



Item	Description	Weight
5SE/376	Baby Scale - Extra Large Weighing Tray	3.7kg

# Baby & Toddler Scale - 2-in-1, Mobile Baby & Flat Toddler, 20kg

## Features

- Allows the weighing of babies lying down & toddlers standing up
- Compact, robust & lightweight, ideal for mobile use
- High-quality baby scale with calibration approval
- Level bubble & levelling feet for a perfect horizontal installation
- Approved by the Child Growth Foundation
- Functions...
  - TARE
  - BMIF
  - HOLD
  - Automatic switch-off
  - Weighing range switch-over
- Battery powered (6 x AA)
- Graduation 10g <10kg > 20g
- Capacity 20kg

## Dimensions (w x d x h)

- Overall Dimensions - 552 x 364 x 164mm
- Tray - 525 x 250 x 87mm
- Platform - 280 x 235 x 77mm

## Standard Colours

- White

## Options / Accessories

- 5SE/413 - Carrying Case
- 5SE/431 - Backpack
- 5SE/402 - Trolley
- 5SE/403 - Trolley with Drawer & Shelf



5SE/384

Weighs toddlers standing up



Approved by



Item	Description	Weight
5SE/384	Baby & Toddler Scale - 2-in-1, Mobile	2.8kg

# Baby & Toddler Scale - 2-in-1, Mobile Baby & Flat Toddler, 50kg

## Features

- Allows the weighing of babies lying down & toddlers standing up
- Compact, robust & lightweight, ideal for mobile use
- High-quality baby scale with calibration approval
- Level bubble & levelling feet for a perfect horizontal installation
- Approved by the Child Growth Foundation
- Functions...
  - TARE
  - BMIF
  - HOLD
  - Automatic switch-off
  - Weighing range switch-over
- Battery powered (6 x AA)
- Graduation 20g < 20kg > 50g
- Capacity 50kg

## Dimensions (w x d x h)

- Overall Dimensions - 552 x 364 x 164mm
- Tray - 525 x 250 x 87mm
- Platform - 280 x 235 x 77mm

## Standard Colours

- White

## Options / Accessories

- 5SE/413 - Carrying Case
- 5SE/431 - Backpack
- 5SE/402 - Trolley
- 5SE/403 - Trolley with Drawer & Shelf



5SE/385

Scales with tray for weighing babies



Approved by



Item	Description	Weight
5SE/385	Baby & Toddler Scale - 2-in-1, Mobile	2.8kg

## Carrying Case (suitable for 5SE/336)

### Features

- Allows for the transportation of flat weighing-tray scales
- Water resistant nylon with an adjustable shoulder strap & handle

### Dimensions (w x d x h)

- Overall Dimensions - 650 x 10 x 320mm

### Standard Colours

- Black



5SE/428

Provides convenient and comfortable transport with adjustable shoulder strap

Item	Description	Weight
5SE/428	Carrying Case	1.2kg

## Carrying Case (suitable for 5SE/384 & 5SE/385)

### Features

- Allows for the transportation of 2-in-1, mobile baby & flat toddler scales
- Water resistant nylon with padded shoulder straps & a handle

### Dimensions (w x d x h)

- Overall Dimensions - 570 x 330 x 150mm

### Standard Colours

- Black



5SE/413

Item	Description	Weight
5SE/413	Carrying Case	0.9kg

## Backpack (suitable for 5SE/384 & 5SE/385)

### Features

- Allows for the transportation of 2-in-1, mobile baby & flat toddler scales
- Water resistant nylon with padded shoulder straps & a handle

### Dimensions (w x d x h)

- Overall Dimensions - 380 x 170 x 580mm

### Standard Colours

- Black



5SE/431

Complete with cushioned shoulder straps



Item	Description	Weight
5SE/431	Backpack	0.8kg

## Trolley (suitable for 5SE/336, 5SE/376, 5SE/384 & 5SE/385)

### Features

- Allows for safe & routine use of scales in hospitals & medical practices
- Specific indentations in the worksurface allows the base of the scale to be positively positioned, ensuring that it does not slip
- Extruded aluminium
- Push-handle one end
- Polyurethane ring buffers offer protection to both the trolley & fabric of the building
- 100mm pressed steel castors, 2 off braking

### Dimensions (w x d x h)

- Overall Dimensions - 715 x 435 x 800mm

### Options / Accessories

- 5SE/408 - Paper Roll Holder



5SE/402

Polyurethane ring buffers offer protection to both the trolley & fabric of the building



Item	Description	Weight
5SE/402	Trolley	11.5kg



# Trolley - Drawer & Shelf (suitable for 5SE/336, 5SE/376, 5SE/384 & 5SE/385)

## Features

- Allows for safe & routine use in hospitals & medical practices
- Specific indentations in the worksurface allows the base of the scale to be positively positioned, ensuring that it does not slip
- Lower drawer & shelf
- Aluminium extrusion construction
- Push-handle one end
- Polyurethane ring buffers offer protection to both the trolley & fabric of the building
- 100mm pressed steel castors, 2 off braking

## Dimensions (w x d x h)

- Overall Dimensions - 715 x 435 x 800mm

## Options / Accessories

- 5SE/408 - Paper Roll Holder



5SE/403

Specific indentations in the worksurface allows the base of the scale to be positively positioned, ensuring that it does not slip



Item	Description	Weight
5SE/403	Trolley - Drawer & Shelf	27.5kg

## Infantometer for Measuring Babies & Toddlers

### Features

- Trough-shaped measuring surface ensures correct lying position
- Measurement scale printed along top side for easy reading
- Foot positioner runs on two rails, a brake button ensures that it cannot be moved by the baby
- Measuring range - 33-100cm
- Graduation - 1mm

### Dimensions (w x d x h)

- Overall Dimensions - 1105 x 402 x 165mm

### Standard Colours

- White



SSE/416

Trough-shaped measuring surface ensures correct lying position

Item	Description	Weight
SSE/416	Infantometer for Measuring Babies & Toddlers	3.8kg

# Measuring Board - Folding

## Features

- Lightweight & folding for mobile use
- Foot positioner runs on a sliding rail
- Measurement scale printed along top side for easy reading
- Foot positioner runs on two rails, a brake button ensures that it cannot be moved by the baby
- Measuring range - 10-100cm
- Graduation - 1mm

## Dimensions (w x d x h)

- Overall Dimensions - 1109 x 333 x 115mm

## Standard Colours

- White

## Options / Accessories

- 5SE/412 - Carrying Case



5SE/417

Foot positioner runs on a sliding rail



Item	Description	Weight
5SE/417	Measuring Board - Folding	1.6kg

## Measuring Mat - Roll Type

### Features

- Lightweight & rolls for mobile use
- Fixed head piece & sliding foot positioner allows for simple use
- Measuring range - 10-99cm
- Graduation - 5mm

### Dimensions (w x d x h)

- Overall Dimensions - 1250 x 300 x 140mm

### Standard Colours

- White



5SE/210

Fixed head piece & sliding foot positioner

Item	Description	Weight
5SE/210	Measuring Mat - Roll Type	0.58kg

# Measuring Rod - Large Calipers

## Features

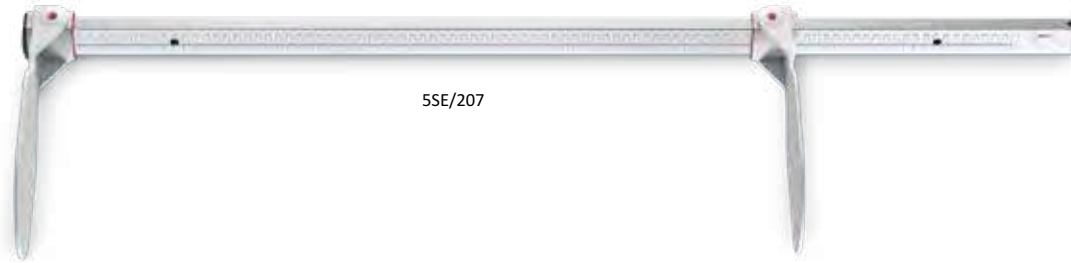
- Fixed headpiece & smooth sliding foot positioner
- Can be attached to a table or wall (fixings not supplied)
- Calipers fold for space saving & to transport
- Measuring range - 7-99cm
- Graduation - 1mm

## Dimensions (w x d x h)

- Overall Dimensions - 1042 x 288 x 120mm
- Folded Dimensions - 1042 x 35 x 120mm

## Standard Colours

- White



5SE/207

Fixed headpiece & smooth sliding foot positioner



Item	Description	Weight
5SE/207	Measuring Rod - Large Calipers	0.81kg

## Measuring Tape - Head Circumference (x 15 tapes)

### Features

- Hygienic, disposable non-stretch Teflon™ disposable measuring tape
- Allows two functions...
  - Front Side - Head circumference
  - Rear Side - Facial symmetry
- Easy-to-read, colour-coded graduations
- Practical dispenser (15 tapes)
- Measuring range - 3-59cm
- Graduation - 1mm

### Dimensions (d x h)

- Overall Dimensions - 25 x 663mm

### Standard Colours

- White



5SE/212

Item	Description	Weight
5SE/212	Measuring Tape - Head Circumference (x 15 tapes)	0.1kg

# Measuring Tape - Head Circumference, Waist-To-Hip-Ratio Calculator

## Features

- Retractable measuring tape for precise body measurements
- WHR calculator for quick determination of body fat distribution
- WHR scale of metal for long life
- Easy-to-read graduations
- Measuring range - 0-205cm
- Graduation - 1mm

## Dimensions (w x d x h)

- Overall Dimensions - 70 x 66 x 28cm



5SE/203

Item	Description	Weight
5SE/203	Measuring Tape - Head Circumference, Waist-to-Hip-Ratio Calculator	0.07kg

## Measuring Tape - Head Circumference, Ergonomic

### Features

- Retractable measuring tape for precise body measurements
- Easy-to-read graduations
- Convenient one-handed operation
- Compact & easy to store
- Measuring range - 0-205cm
- Graduation - 1mm

### Dimensions (w x d x h)

- Overall Dimensions - 70 x 66 x 22cm



Item	Description	Weight
5SE/201	Measuring Tape - Head Circumference, Ergonomic	0.05kg



## Carrying Case (suitable for 5SE/417)

### Features

- Allows for the transportation of the folding measuring board
- Water resistant nylon with an adjustable shoulder strap & handle

### Dimensions (w x d x h)

- Overall Dimensions - 686 x 56 x 427mm

### Standard Colours

- Black



5SE/412

Item	Description	Weight
5SE/412	Carrying Case - for 5SE/417	0.65kg

# Flat Scale - EMR-Validated, Extra-Large Platform, Cable Remote Display

## Features

- NAWI approved class III
- Extra-large platform
- Cable remote display for wall mounting or table installation
- BMI calculator & three-stage damping
- Slip-proof rubber surface
- Wide range of functions...
  - TARE
  - Pre-TARE
  - HOLD
  - Auto-HOLD
  - Auto-CLEAR
  - RESET
  - Automatic Switch-Off
  - Automatic Weighing Range Switch-Over
  - Adjustable Damping
  - BMI
- Battery powered (6 x AA)
- Graduation 100g < 200kg > 200g
- Capacity 300kg

## Dimensions (w x d x h)

- Overall Dimensions - 640 x 600 x 55mm
- Platform Dimensions - 560 x 560 x 55mm



5SE/635

Item	Description	Weight
5SE/635	Flat Scale - EMR-Validated, Extra-Large Platform, Cable Remote Display	14.4kg



# Flat Scale - Cable Remote Display

## Features

- NAWI approved class III
- Extra-large platform
- Cabled remote display for wall mounting or table installation
- Levelling feet for stability
- Slip-proof knotted rubber surface
- Integrated handle
- Approved by the Child Growth Foundation
- Functions...
  - TARE
  - HOLD
  - Automatic Switch-Off
  - BMI
- Battery powered (6 x AA)
- Graduation 100g < 150kg > 200g
- Capacity 200kg

## Dimensions (w x d x h)

- Overall Dimensions - 321 x 356 x 60mm
- Platform Dimensions - 288 x 278 x 60mm

## Options / Accessories

- 5SE/421 - Carrying Case



5SE/899

Cable remote display for wall mounting or table installation



Item	Description	Weight
5SE/899	Flat Scale - Cable Remote Display	4.2kg

Approved by



## Flat Scale - Mother & Child Function

### Features

- NAWI approved class III
- Mother & child function allows for the weighing of toddlers
- Levelling feet for strong stability while cradled on the mother's or father's arm
- Slip-proof knotted rubber surface
- Functions...
  - Tap-On, Automatic Switch On
  - Automatic Switch-Off
  - Mother & Child Function
- Battery powered (6 x AA)
- Graduation 100g < 150kg > 200g
- Capacity 200kg

### Dimensions (w x d x h)

- Overall Dimensions - 321 x 356 x 60mm
- Platform Dimensions - 288 x 278 x 60mm

### Options / Accessories

- 5SE/415 - Carrying Case



5SE/877



Item	Description	Weight
5SE/877	Flat Scale - Mother & Child Function	3.9kg

## Flat Scale - Mobile Use

### Features

- NAWI approved class III
- Slip-proof knotted rubber surface
- Functions...
  - Tap-On, Automatic Switch-On
  - Automatic Switch-Off
- Battery powered (6 x AA)
- Graduation 100g < 100kg > 200g
- Capacity 200kg

### Dimensions (w x d x h)

- Overall Dimensions - 321 x 356 x 60mm
- Platform Dimensions - 288 x 280 x 60mm

### Options / Accessories

- 5SE/415 - Carrying Case



5SE/875

Item	Description	Weight
5SE/875	Flat Scale - Mobile Use	3.9kg

## Carrying Case (suitable for 5SE/875 & 5SE/877)

### Features

- Allows for the transportation of flat weighing tray scales
- Water resistant nylon with an adjustable shoulder strap

### Dimensions (w x d x h)

- Overall Dimensions - 330 x 70 x 380mm

### Standard Colours

- Black



5SE/415

Item	Description	Weight
5SE/415	Carrying Case	0.8kg

## Flat Scale - Mechanical, Large Dial

### Features

- NAWI approved class IIII
- Large, easy to read dial
- Extremely robust, precise & reliable
- Corrosion resistant inside & outside
- Slip-proof knotted rubber surface
- Graduation 1kg
- Capacity 150kg

### Dimensions (w x d x h)

- Overall Dimensions - 303 x 470 x 118 mm
- Platform Dimensions - 270 x 280 x 70mm



5SE/761

Clip fixation system for easy rubber mat exchange



Item	Description	Weight
5SE/761	Flat Scale - Mechanical, Large Dial	3.5kg

## Carrying Case (suitable for 5SE/899)

### Features

- Allows for the transportation of flat weighing tray scales
- Water resistant nylon with an adjustable shoulder strap

### Dimensions (w x d x h)

- Overall Dimensions - 430 x 130 x 350mm

### Standard Colours

- Black



5SE/421

Item	Description	Weight
5SE/421	Carrying Case - for 5SE/899	0.8kg

# Measuring Station - EMR-Validated, Handrail, ID Display, Ultrasonic Height Measurement & Voice Guidance

## Features

- Large bearclaw glass platform for absolute breakage resistance & perfect hygiene
- Handrail provides stability support
- Illuminated LED footprints in the weighing platform show patients the correct standing position for accurate height measurement
- ID display with touchscreen
- Voice guidance to support the measurement process
- Ultrasound technology provides precise & high-speed measuring
- EMR-validated, transmits measured data directly to an electronic medical record system or printer
- Wide range of functions...
  - Display of User & Patient Name or ID
  - Display Date of Birth Patient
  - TARE
  - Pre-TARE
  - HOLD
  - Auto-HOLD
  - CLEAR
  - Auto-CLEAR
  - RESET
  - Automatic Weighing Range Switch-Over
  - Adjustable Damping
  - Auto-BMI
  - Auto-BSA (Body Surface Area)
  - Mother & Child Function
  - Standby Mode
  - SEND/Auto-SEND
  - Wi-Fi
  - Ethernet
  - Confirm Button
  - Acoustic signals can be activated
  - Customizable shortcut buttons
  - Backlighting
- Power adaptor
- Robust rubber wheels assist transportation
- Measuring range - 100-220cm
- Graduation - 1mm
- Graduation 50g < 150kg > 100g
- Capacity 300kg

## Dimensions (w x d x h)

- Overall Dimensions - 801 x 650 x 2387mm
- Platform Dimensions - 600 x 467 x 70mm

## Options / Accessories

- 5SE/459 - Panda Bear Bao Chai



5SE/655-HR-US

Ultrasonic height measurement



Handrail



Item	Description	Weight
5SE/655-HR-US	Measuring Station - EMR-Validated, Handrail, ID Display, Ultrasonic Height Measurement & Voice Guidance	29.0kg





# Measuring Station - EMR-Validated, ID Display, Ultrasonic Height Measurement & Voice Guidance

## Features

- Large bearclaw glass platform for absolute breakage resistance & perfect hygiene
- Illuminated LED footprints in the weighing platform show patients the correct standing position, for accurate height measurement
- ID display with touchscreen
- Voice guidance to support the measurement process
- Ultrasound technology provides precise & high-speed measuring
- EMR-validated, transmits measured data directly to an electronic medical record system or printer
- Wide range of functions...
  - Display of User & Patient Name or ID
  - Display Date of Birth Parent
  - TARE
  - Pre-TARE
  - HOLD
  - Auto-HOLD
  - CLEAR
  - Auto-CLEAR
  - RESET
  - Automatic Weighing Range Switch-Over
  - Adjustable Damping
  - Auto-BMI
  - Auto-BSA (Body Surface Area)
  - Mother & Child Function
  - Standby Mode
  - SEND/Auto-SEND
  - Wi-Fi
  - Ethernet
  - Confirm Button
  - Acoustic signals can be activated
  - Customizable shortcut buttons
    - Backlighting
- Power adaptor
- Robust rubber wheels assist transportation
- Measuring range - 60-220cm
- Graduation - 1mm
- Graduation 50g < 150kg > 100g
- Capacity 300kg

## Dimensions (w x d x h)

- Overall Dimensions - 600 x 614 x 2387mm
- Platform Dimensions - 600 x 467 x 70mm

## Options / Accessories

- SSE/459 - Panda Bear Bao Bao



SSE/655-US

Optional animal sticker for children - SSE/487 (see page 283)



Item	Description	Weight
SSE/655-US	Measuring Station - EMR-Validated, ID Display, Ultrasonic Height Measurement & Voice Guidance	22.0kg



# Measuring Station - EMR-Validated, Handrail & ID Display

## Features

- Large bearclaw glass platform for absolute breakage resistance & perfect hygiene
- Handrail provides stability support
- ID display with touchscreen
- EMR-validated, transmits measured data directly to an electronic medical record system or printer
- Wide range of functions...
  - Display of User & Patient Name or ID
  - Display Date of Birth Parent
  - TARE
  - Pre-TARE
  - HOLD
  - Auto-HOLD
  - CLEAR
  - Auto-CLEAR
  - RESET
  - Automatic Weighing Range Switch-Over
  - Adjustable Damping
  - BMI
  - Mother & Child Function
  - Standby Mode
  - Wi-Fi
  - Ethernet
  - Confirm Button
  - Acoustic signals can be activated
  - Customizable shortcut buttons
  - Backlighting
- Power adaptor
- Robust rubber wheels assist transportation
- Graduation 50g < 150kg > 100g
- Capacity 300kg

## Dimensions (w x d x h)

- Overall Dimensions - 801 x 653 x 1280mm
- Platform Dimensions - 600 x 467 x 70mm

## Options / Accessories

- 5SE/459 - Panda Bear Bao Bao



5SE/655-HR

Item	Description	Weight
5SE/655-HR	Measuring Station - EMR-Validated, Handrail & ID Display	25.0kg



# Measuring Station - EMR-Validated, Touchscreen Display, Ultrasonic Height Measurement & Voice Guidance

## Features

- Safety glass platform for perfect hygiene
- ID display with touchscreen
- Voice guidance to support the measurement process
- Ultrasound technology provides precise & high-speed measuring
- EMR-validated, transmits measured data directly to an electronic medical record system or printer
- Wide range of functions...
  - Pre-TARE
  - HOLD
  - Auto-HOLD
  - CLEAR
  - Auto-CLEAR
  - RESET
  - Automatic Weighing Range Switch-Over
  - Adjustable Damping
  - Auto-BMI
  - Mother & Child Function
  - BFR (Body-Fat-Rate)
  - User-defined zero setting
  - SEND/Auto-SEND
  - Patient data input
  - Acoustic signals can be activated
  - Backlighting
- Power adaptor
- Robust rubber wheels assist transportation
- Measuring range - 60-210cm
- Graduation - 1mm
- Graduation 50g < 150kg > 100g
- Capacity 300kg

## Dimensions (w x d x h)

- Overall Dimensions - 434 x 466 x 2270mm
- Platform Dimensions - 430 x 365 x 60mm

## Options / Accessories

- SSE/459 - Panda Bear Bao Bao



SSE/287

Item	Description	Weight
SSE/287	Measuring Station - EMR-Validated, Touchscreen Display, Ultrasonic Height Measurement & Voice Guidance	16.5kg



## Measuring Station - EMR-Validated, Touchscreen Display, Height & Weight

### Features

- Safety glass platform with a heel positioner for exact three-point measurement
- Precise head alignment by the Frankfurt line positioner
- Display in the headpiece shows the height
- Three-line touchscreen for simultaneous weight, height & BMI display
- EMR-validated, transmits measured data directly to an electronic medical record system or printer
- Wide range of functions...
  - Pre-TARE
  - HOLD
  - Auto-HOLD
  - CLEAR
  - Auto-CLEAR
  - RESET
  - Automatic Weighing Range Switch-Over
  - Calibration / Automatic Calibration
  - Adjustable Damping
  - Auto-BMI
  - Mother & Child Function
  - BFR (Body-Fat-Rate)
  - User-defined zero setting
  - SEND/Auto-SEND
  - Patient data input
  - Acoustic signals can be activated
    - Backlighting
- Power adaptor
- Batteries for headpiece (4 x AA)
- Robust rubber wheels assist transportation
- Measuring range - 30-220cm
- Graduation - 1mm
- Graduation 50g < 150kg > 100g
- Capacity 300kg

### Dimensions (w x d x h)

- Overall Dimensions - 434 x 466 x 2394mm
- Platform Dimensions - 430 x 466 x 60mm

### Options / Accessories

- SSE/459 - Panda Bear Bao Bao



SSE/285

Item	Description	Weight
SSE/285	Measuring Station - EMR-Validated, Touchscreen Display, Height & Weight	16.0kg



## Panda Bear Bao Bao (suitable for measuring stations & column scales)

### Features

- Makes the measuring process more appealing & child friendly
- Quick & easy installation
- Easy to clean, with rounded edges

### Dimensions (w x d x h)

- Overall Dimensions - 380 x 44 x 670mm



5SE/459 shown with  
5SE/704S (scales not included)

Item	Description	Weight
5SE/459	Panda Bear Bao Bao	0.5kg

## Animal Stickers (suitable for scale-up line)

### Features

- Makes the measuring process more appealing & child friendly
- Animal figures at eye-level help obtain a correct head position for height measurement
- Quick & easy self-adhesive installation


### Dimensions (w x d x h)

- Overall Dimensions - 60 x 0.5 x 2346mm



5SE/487 shown with  
5SE/655-US (scales not included)

Item	Description	Weight
5SE/487	Animal Stickers	0.2kg



## Column Scale - EMR-Validated, Stadiometer

### Features

- Non-tilting base made of heavy duty cast iron
- Impact & scratch-resistant powder coating
- Height measuring rod with a heel plate is ideal for three-point measurement for patients specifically affected by obesity
- Display faces the user for increased visual ergonomics
- EMR-validated, transmits measured data directly to an electronic medical record system or printer
- Wide range of functions...
  - TARE
  - Pre-TARE
  - HOLD
  - Auto-HOLD
  - Auto-CLEAR
  - RESET
  - Automatic Switch-Off
  - Automatic Weighing Range Switch-Over
  - Adjustable Damping
  - BMI
  - Mother & Child Function
- Battery powered (6 x AA)
- Measuring range - 6-230cm
- Graduation - 1mm
- Graduation 50g < 150kg > 100g
- Capacity 300kg

### Dimensions (w x d x h)

- Overall Dimensions - 360 x 520 x 1408mm
- Platform Dimensions - 335 x 345 x 80mm

### Options / Accessories

- 5SE/459 - Panda Bear Bao Bao



5SE/704S

Item	Description	Weight
5SE/704S	Column Scale - EMR-Validated, Stadiometer	17.6kg



# Column Scale - EMR-Validated

## Features

- Non-tilting base made of heavy duty cast iron
- Impact & scratch-resistant powder coating
- Display faces the user for increased visual ergonomics
- EMR-validated, transmits measured data directly to an electronic medical record system or printer
- Wide range of functions...
  - TARE
  - Pre-TARE
  - HOLD
  - Auto-HOLD
  - Auto-CLEAR
  - RESET
  - Automatic Switch-Off
  - Automatic Weighing Range Switch-Over
  - Adjustable Damping
  - BMI
  - Mother & Child Function
  - SEND/Auto-SEND
- Battery powered (6 x AA)
- Robust rubber wheels assist transportation
- Graduation 50g < 150kg > 100g
- Capacity 300kg

## Dimensions (w x d x h)

- Overall Dimensions - 360 x 520 x 930mm
- Platform Dimensions - 335 x 345 x 80mm

## Options / Accessories

- 5SE/220 - Telescopic Measuring Rod
- 5SE/459 - Panda Bear Bao Bao



5SE/704

Item	Description	Weight
5SE/704	Column Scale - EMR-Validated	14.9kg



## Column Scale - Digital, BMI Function

### Features

- Robust, compact column size
- Impact & scratch-resistant powder coating
- Display faces the user for increased visual ergonomics
- Wide range of functions...
  - TARE
  - HOLD
  - Automatic Switch-Off
  - Weighing Range Switch-Over
  - BMI
- Battery powered (6 x AA)
- Robust rubber wheels assist transportation
- Graduation 100g < 150kg > 200g
- Capacity 200kg

### Dimensions (w x d x h)

- Overall Dimensions - 294 x 417 x 831mm
- Platform Dimensions - 294 x 274 x 75mm

### Options / Accessories

- 5SE/220 - Telescopic Measuring Rod



5SE/799

Shown with optional measuring rod 5SE/220

Item	Description	Weight
5SE/799	Column Scale - Digital, BMI Function	6.3kg



# Telescopic Measuring Rod (suitable for 5SE/704 & 5SE/799)

## Features

- Durable aluminium rod
- Easy-to-read, colour-coded graduations
- Measuring range - 60-200cm
- Graduation - 1mm

## Dimensions (w x d x h)

- Overall Dimensions - 57 x 286 x 1480mm



5SE/220



Item	Description	Weight
5SE/220	Telescopic Measuring Rod	0.7kg

## Height Measuring System - Freestanding Stadiometer, Digital Display

### Features

- Free-standing, allows positioning anywhere in the room
- Digital height measurement
- Precise head alignment using the Frankfurt line positioner
- High-quality glass platform with heel plate
- Levelling feet provide a very stable base
- Includes heel positioner for ideal three-point measurement
- Wide range of functions...
  - HOLD
  - RESET
  - Automatic Switch-Off
  - CM/Inch Switch-Over
  - Calibration / Automatic Calibration
  - User-Defined Zero Setting
  - Acoustic Signals Can Be Activated
  - Backlighting
- Battery powered (4 x AA)
- Robust rubber wheels assist transportation
- Measuring range - 30-220cm
- Graduation - 1mm

### Dimensions (w x d x h)

- Overall Dimensions - 434 x 466 x 2394mm
- Platform Dimensions - 430 x 365 x 60mm



SSE/274

Item	Description	Weight
SSE/274	Height Measuring System - Freestanding Stadiometer, Digital Display	15.0kg

# Height Measuring System - Wall-Mounted Stadiometer, Display on the Headpiece

## Features

- Wall mounting, allowing stable & wobble-free height measurement
- Digital height measurement
- Precise head alignment using the Frankfurt line positioner
- Headpiece with a backlit digital display for easy reading
- Non-slip rubber mat with heel positioner
- Includes heel positioner for ideal three-point measurement
- Wide range of functions...
  - HOLD
  - RESET
  - Automatic Switch-Off
  - CM/Inch Switch-Over
  - Calibration / Automatic Calibration
  - User-Defined Zero Setting
  - Acoustic Signals Can Be Activated
  - Backlighting
- Battery powered (4 x AA)
- Measuring range - 30-220cm
- Graduation - 1mm

## Dimensions (w x d x h)

- Overall Dimensions - 428 x 474 x 2318mm
- Platform Dimensions - 474 x 370 x 3mm



5SE/264

Non-slip rubber mat with heel positioner



Item	Description	Weight
5SE/264	Height Measuring System - Wall-Mounted Stadiometer, Display on the Headpiece	5.0kg

## Height Measuring System - Portable Stadiometer, Flat Scale

### Features

- Can be connected to a mobile measuring station with a flat scale
- Robust platform for stability
- Includes heel positioner for optimal three-point height measurement
- Easy to read scale, printed on the side & viewable through the reading window
- Wall spacer for additional stability
- Measuring rod can be dismantled & stored securely in the base for easy transport
- Measuring range - 20-205cm
- Graduation - 1mm

### Dimensions (w x d x h)

- Overall Dimensions - 328 x 574 x 2145mm



5SE/217

Item	Description	Weight
5SE/217	Height Measuring System - Portable Stadiometer, Flat Scale	3.6kg

# Height Measuring System - Portable Stadiometer

## Features

- Simple & easy to set-up, no wall fastening necessary
- Large floor plate ensures stability
- Includes heel positioner for ideal three-point measurement
- Easy to read scale, printed on the side & viewable through the reading window
- Wall spacer for additional stability
- Measuring rod can be dismantled & stored securely in the base for easy transport
- Approved by the Child Growth Foundation
- Measuring range - 20-205cm
- Graduation - 1mm

## Dimensions (w x d x h)

- Overall Dimensions - 337 x 590 x 2165mm
- Folded Dimensions - 624 x 337 x 177mm



SSE/213

Approved by



Item	Description	Weight
SSE/213	Height Measuring System - Portable Stadiometer	2.4kg

## Height Measuring System - Telescopic Measuring Rod, Large Measuring Range

### Features

- Designed for wall mounting (fixings not supplied)
- Abrasion-resistant side printing for ease of reading
- Extra wide head gauge
- Includes heel positioner for ideal three-point measurement
- Durable aluminium measuring rod
- Measuring range - 6-230cm
- Graduation - 1mm

### Dimensions (w x d x h)

- Overall Dimensions - 308 x 286 x 2320mm
- Folded Dimensions - 37 x 308 x 1325mm



5SE/222

Item	Description	Weight
5SE/222	Height Measuring System - Telescopic Measuring Rod, Large Measuring Range	1.1kg

# Height Measuring System - Measuring Rod, Children & Adults

## Features

- Allows for a flexible measuring range
- Easy-to-read measurement scale
- Adjustable head positioner
- Choice of two units of measurement
- Simple assembly
- Measuring range - maximum 138cm, selectable from 3.5-230cm
- Graduation - 1mm

## Dimensions (w x d x h)

- Overall Dimensions - 120 x 217 x 1500mm



5SE/216

Item	Description	Weight
5SE/216	Height Measuring System - Measuring Rod, Children & Adults	1.7kg

## Height Measuring System - Rolling Measuring Tape, Wall Mounting

### Features

- Space-saving, roll-up mechanism
- Simple read-out of results through display window
- Durable tape, made of metal
- Measuring range - 0-220cm
- Graduation - 1mm

### Dimensions (w x d x h)

- Overall Dimensions - 125 x 125 x 173mm



5SE/206

Item	Description	Weight
5SE/206	Height Measuring System - Rolling Measuring Tape, Wall Mounting	0.2kg



# Height Measuring System - Disposable Measuring Tape, Including Wall Dispenser

## Features

- Extra space is provided to write down patient's name, height, weight and date
- Easily accessible from exclusive wall dispenser
- Measuring tape is ready to use for immediate use
- Disposable measuring tape made of high-quality paper can reduce cross-contamination of germs



5SE/218

Item	Description
5SE/218	Height Measuring System - Disposable Measuring Tape, Including Wall Dispenser

## Handrail Scale - EMR-Validated, Large Platform

### Features

- Safe weighing due to sturdy handrail
- Large non-slip platform
- Non-tilting base made of heavy duty cast iron
- Impact & scratch-resistant powder coating
- 360° display for easy reading
- EMR-validated, transmits measured data directly to an electronic medical record system or printer
- Wide range of functions...
  - TARE
  - Pre-TARE
  - HOLD
  - Auto-HOLD
  - Auto-CLEAR
  - RESET
  - Automatic Switch-Off
  - Automatic Weighing Range Switch-Over
  - Adjustable Damping
  - BMI
- Rechargeable batteries / power adaptor
- Graduation 100g < 200kg > 200g
- Capacity 300kg

### Dimensions (w x d x h)

- Overall Dimensions - 640 x 660 x 1150mm
- Platform Dimensions - 600 x 600 x 55mm

### Options / Accessories

- 5SE/223 Telescopic Measuring Rod



5SE/645

Item	Description	Weight
5SE/645	Handrail Scale - EMR-Validated, Large Platform	25.4kg



# Telescopic Measuring Rod (suitable for 5SE/645)

## Features

- Durable aluminium rod
- Easy-to-read, colour-coded graduations
- Measuring range - 60-230cm
- Graduation - 1mm

## Dimensions (w x d x h)

- Overall Dimensions - 57 x 286 x 2320mm



5SE/223

Item	Description	Weight
5SE/223	Telescopic Measuring Rod	0.95kg

## Multifunctional Scale - EMR-Validated

### Features

- Allows safe weighing of standing, sitting or wheelchair patients
- Handrail on three sides offers holding options, serving as an ideal standing aid
- Large platform with non-slip surface
- Ramp ensures safe access onto the weighing platform
- Wheel barrier provides extra safety
- Fold down seat allows for seated weighing
- 360° swivel display for easy reading
- Mobile due to integrated transport wheels
- Impact & scratch-resistant powder coating
- EMR-validated, transmits measured data directly to an electronic medical record system or printer
- RS232 interface for integration with Renal Systems
- Wide range of functions...
  - TARE
  - Pre-TARE
  - HOLD
  - Auto-HOLD
  - Auto-CLEAR
  - RESET
  - Automatic Weighing Range Switch-Over
  - Adjustable Damping
  - BMI
- Power adaptor
- Graduation 100g < 200kg > 200g
- Capacity 300kg

### Dimensions (w x d x h)

- Overall Dimensions - 930 x 1070 x 1110mm
- Platform Dimensions - 800 x 840 x 55mm



SSE/685

Item	Description	Weight
SSE/685	Multifunctional Scale - EMR-Validated	59.5kg



# Wheelchair Scale - EMR-Validated, Handrail

## Features

- Wheelchair accessible platform
- Large platform with non-slip surface
- Handrail at rear serves as an ideal standing aid
- Foldable to save space
- Easy to read display
- Mobile due to transport wheels
- Impact & scratch-resistant powder coating
- EMR-validated, transmits measured data directly to an electronic medical record system or printer
- RS232 interface for integration with Renal Systems
- Wide range of functions...
  - TARE
  - Pre-TARE
  - HOLD
  - Auto-HOLD
  - Auto-CLEAR
  - RESET
  - Automatic Weighing Range Switch-Over
  - Adjustable Damping
  - BMI
- Power adaptor
- Graduation 100g < 200kg > 200g
- Capacity 300kg

## Dimensions (w x d x h)

- Overall Dimensions - 920 x 1150 x 1120mm
- Platform Dimensions - 800 x 965 x 55mm



5SE/677

Item	Description	Weight
5SE/677	Wheelchair Scale - EMR-Validated, Handrail	38.0kg



## Wheelchair Scale - EMR-Validated

### Features

- Wheelchair accessible platform
- Large platform with non-slip surface
- Side rails ensure safe rolling of the wheelchair onto & from the scale
- Folds for easy transportation
- Easy to read display
- Impact & scratch-resistant powder coating
- EMR-validated, transmits measured data directly to an electronic medical record system or printer
- Wide range of functions...
  - TARE
  - Pre-TARE
  - HOLD
  - Auto-HOLD
  - Auto-CLEAR
  - RESET
  - Automatic Weighing Range Switch-Over
  - Adjustable Damping
  - BMI
- Rechargeable batteries / power adaptor
- Graduation 100g < 200kg > 200g
- Capacity 300kg

### Dimensions (w x d x h)

- Overall Dimensions - 1102 x 1150 x 912mm
- Platform Dimensions - 800 x 965 x 55mm



SSE/665

Item	Description	Weight
SSE/665	Wheelchair Scale - EMR-Validated	33.4kg



# Platform Scale - EMR-Validated, Remote Display

## Features

- Allows safe weighing of standing or wheelchair patients
- Large wheelchair accessible platform with non-slip surface
- Cable remote display for wall mounting or table installation
- Impact & scratch-resistant powder coating
- EMR-validated, transmits measured data directly to an electronic medical record system or printer
- Wide range of functions...
  - TARE
  - Pre-TARE
  - HOLD
  - Auto-HOLD
  - RESET
  - Automatic Weighing Range Switch-Over
  - Adjustable Damping
  - BMI
- Power adaptor
- Graduation 100g < 200kg > 200g
- Capacity 300kg

## Dimensions (w x d x h)

- Overall Dimensions - 904 x 1064 x 70mm
- Platform Dimensions - 800 x 965 x 55mm



SSE/675

Item	Description	Weight
SSE/675	Platform Scale - EMR-Validated, Remote Display	27.0kg



# Stretcher Scale - EMR-Validated, Remote Display

## Features

- Allows safe weighing of patients while lying down on the stretcher
- Extra-large platform with non-slip surface
- Cable remote display for wall mounting or table installation
- Impact & scratch-resistant powder coating
- EMR-validated, transmits measured data directly to an electronic medical record system or printer
- Wide range of functions...
  - TARE
  - Pre-TARE
  - HOLD
  - Auto-HOLD
  - RESET
  - Automatic Weighing Range Switch-Over
  - Adjustable Damping
  - BMI
- Power adaptor
- Graduation 100g < 200kg > 200g
- Capacity 300kg

## Dimensions (w x d x h)

- Overall Dimensions - 910 x 1680 x 93mm
- Platform Dimensions - 800 x 1465 x 55mm



5SE/657

Shown with stretcher (not included)



Item	Description	Weight
5SE/657	Stretcher Scale - EMR-Validated, Remote Display	46.2kg





## Stretcher Scale - Stand for Cable Remote Display (suitable for 5SE/635, 5SE/657 & 5SE/675)

### Features

- Stable platform with non-slip rubber feet
- Sturdy, durable construction
- Can also be used as a stand for external printer
- Sturdy construction for cable remote display of the scales 5SE/635, 5SE/657 and 5SE/675

### Dimensions (w x d x h)

- Overall Dimensions - 460 x 1035 x 460mm



SSE/472

Item	Description	Weight
SSE/472	Stretcher Scale - Stand for Cable Remote Display (suitable for 5SE/635, 5SE/657 & 5SE/675)	7.8kg

## Chair Scale - EMR-Validated

### Features

- Fold-up arms & footrests allows side access for patients & care givers
- Ergonomic seat for increased patient comfort
- Suitable for patients affected by obesity
- Display positioned at the rear of the seat allows for easy reading
- Impact & scratch-resistant powder coating
- 100mm pressed steel castors, 2 off braking
- EMR-validated, transmits measured data directly to an electronic medical record system or printer
- Wide range of functions...
  - TARE
  - Pre-TARE
  - HOLD
  - Auto-HOLD
  - Auto-CLEAR
  - RESET
  - Automatic Switch-Off
  - Automatic Weighing Range Switch-Over
  - Adjustable Damping
  - BMI
- Rechargeable batteries / power adaptor
- Graduation 50g < 150kg > 100g < 250kg > 200g
- Capacity 300kg

### Dimensions (w x d x h)

- Overall Dimensions - 563 x 978 x 897mm
- Seat Height - 528mm
- Seat Width - 455mm



5SE/959

Item	Description	Weight
5SE/959	Chair Scale - EMR-Validated	24.5kg



## Chair Scale - 200kg Capacity

### Features

- Fold-up arms & footrests allows side access for patients & care givers
- Ergonomic seat for increased patient comfort
- Display positioned at the rear of the seat allows for easy reading
- Impact & scratch-resistant powder coating
- 100mm pressed steel castors, 2 off braking
- Wide range of functions...
  - TARE
  - HOLD
  - Automatic Switch-Off
- Battery powered (6 x AA)
- Graduation 100g
- Capacity 200kg

### Dimensions (w x d x h)

- Overall Dimensions - 563 x 978 x 897mm
- Seat Height - 528mm
- Seat Width - 455mm



5SE/956

Item	Description	Weight
5SE/956	Chair Scale - 200kg Capacity	22.4kg

## Chair Scale - 250kg Capacity

### Features

- Fold-up arms & footrests allows side access for patients & care givers
- Ergonomic seat for increased patient comfort
- Display positioned at the rear of the seat allows for easy reading
- Impact & scratch-resistant powder coating
- 100mm pressed steel castors, 2 off braking
- Wide range of functions...
  - TARE
  - Pre-TARE
  - HOLD
  - Auto-HOLD
  - Auto-CLEAR
  - Adjustable Damping
  - BMI
- Rechargeable batteries / power adaptor
- Graduation 50g < 150kg > 100g
- Capacity 250kg

### Dimensions (w x d x h)

- Overall Dimensions - 563 x 978 x 897mm
- Seat Height - 528mm
- Seat Width - 455mm



5SE/955

Item	Description	Weight
5SE/955	Chair Scale - 250kg Capacity	24.5kg



# ECG Machine - Resting, EMIS Integration, 12 Lead, USB Interface

## Features

- Data transfer via USB connection with high quality 12 lead ECG acquisition
- High quality recording with a sampling rate of up to 32kHz
- Status LED for each lead indicates safe ECG acquisition
- True wave filter technology for perfect ECG signal quality
- Clear surface for quick & easy disinfection
- Exact measurement of pacemaker amplitude & width
- Fully integrated with EMR systems - EMIS, SystmOne, & Medicus
- Annual software license fee for EMIS integration
- Compatible with leading EMR systems Vision, Semble, RiO & others

## Dimensions (w x d x h)

- Overall Dimensions - 78 x 118 x 23mm

## Options / Accessories

- 5SE/Q-TAB - ECG Electrodes - Disposable
- 5SE/AL/CLIP - ECG Electrodes - Alligator Clips
- 5SE/AL/CON - ECG Electrodes - Snap Connectors
- 5SE/689 - Bluetooth Dongle



5SE/CT330

Item	Description	Weight
5SE/CT330	ECG Machine - Resting, EMIS Integration, 12 Lead, USB Interface	0.12kg



# ECG Machine - Resting, EMIS Integration, 12 Lead, USB & Bluetooth Interface

## Features

- Wireless & lightweight
- Data transfer via Bluetooth or USB connection with high quality 12 lead ECG acquisition
- Inbuilt rechargeable batteries provide for up to 12hrs of run-time (charge via USB port)
- High quality recording with a sampling rate of up to 32kHz
- Status LED for each lead indicates safe ECG acquisition
- True wave filter technology for perfect ECG signal quality
- Clear surface for quick & easy disinfection
- Exact measurement of pacemaker amplitude & width
- Fully integrated with EMR systems - EMIS, SystmOne & Medicus
- Annual software license fee for EMIS integration
- Compatible with leading EMR systems Vision, Semble, RiO & others

## Dimensions (w x d x h)

- Overall Dimensions - 78 x 118 x 23mm

## Options / Accessories

- 5SE/Q-TAB - ECG Electrodes - Disposable
- 5SE/AL/CLIP - ECG Electrodes - Alligator Clips
- 5SE/AL/CON - ECG Electrodes - Snap Connectors
- 5SE/689 - Bluetooth Dongle



5SE/CT331

Item	Description	Weight
5SE/CT331	ECG Machine - Resting, EMIS Integration, 12 Lead, USB & Bluetooth Interface	0.14kg



systemone



Medicus.

## ECG Machine - Portable, Interpretive, 12 Lead, 5" Colour Display

### Features

- Quick & easy-to-use
- On-screen preview of ECG, allows recorded ECG to be reviewed prior to printing
- Outstanding signal quality for adult & paediatric ECG's due to high sample frequency
- Advanced adult & paediatric clinical interpretation - ETM algorithm
- Sealed keyboard
- 5" colour LCD, with lead off indicator
- Compatible with EMR systems - EMIS, systmone, Vision, Semble, RiO & others

### Dimensions (w x d x h)

- Overall Dimensions - 285 x 61 x 189mm

### Options / Accessories

- 5SE/Q-TAB - ECG Electrodes - Disposable
- 5SE/AL/CLIP - ECG Electrodes - Alligator Clips
- 5SE/AL/CON - ECG Electrodes - Snap Connectors
- 5SE/802Z - ECG Paper
- 5SE/700.8000i-2 - Carry Case



5SE/CT8000i-2

Item	Description	Weight
5SE/CT8000i-2	ECG Machine - Portable, Interpretive, 5" Colour Display	1.9kg



# ECG Machine - Portable, Advanced Interpretation, 12 Lead, Wi-Fi Interface, 8" Colour Touchscreen Display

## Features

- Ultra-lightweight easy to use device
- 8" colour high-resolution, multi-touch screen
- Wi-Fi connectivity & link software included as standard
- Rechargeable batteries / power adaptor
- Anatomical hook-up adviser, helps to correctly place the electrodes
- Lead reversal warnings & misplaced electrodes are immediately displayed before ECG acquisition
- High volume internal memory - storage of up to 350 ECG's
- Advanced ETM Interpretation, with ETM Sport (Seattle Criteria)
- Compatible with EMR systems - EMIS, systmone, Vision, Semble, RiO & others

## Dimensions (w x d x h)

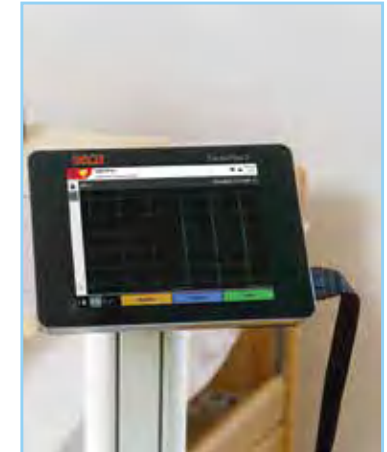
- Overall Dimensions - 230 x 30 x 160mm

## Options / Accessories

- 5SE/Q-TAB - ECG Electrodes - Disposable
- 5SE/AL/CLIP - ECG Electrodes - Alligator Clips
- 5SE/AL/CON - ECG Electrodes - Snap Connectors
- 5SE/802Z - ECG Paper
- 5SE/ 700.Pad-2 - Carry Case



5SE/CARDIOPAD-2



Item	Description	Weight
5SE/CARDIOPAD-2	ECG Machine - Portable, Advanced Interpretation, 12 Lead, Wi-Fi Interface, 8" Colour Touchscreen Display	1.1kg

# ECG Machine - Advanced Interpretation, 12 Lead, Wi-Fi Interface, 8" Colour LCD

## Features

- Robust, ideal for busy clinics
- 8" colour high-resolution screen
- Wi-Fi connectivity & link software included as standard
- Rechargeable batteries / power adaptor
- Anatomical hook-up adviser, helps to correctly place the electrodes
- Lead reversal, warnings & misplaced electrodes are immediately displayed before ECG acquisition
- High volume internal memory - storage of up to 350 ECG's
- Capture & store 10 minutes of uninterrupted 12 lead data to document intermittent arrhythmias
- Excellent signal quality - ideal for paediatric ECG's
- Compatible with EMR systems - EMIS, systmone, Vision, Semble, RiO & others
- Exercise ECG protocols for treadmills / ergometers (optional extra)

## Dimensions (w x d x h)

- Overall Dimensions - 384 x 90 x 319mm

## Options / Accessories

- 5SE/Q-TAB - ECG Electrodes - Disposable
- 5SE/AL/CLIP - ECG Electrodes - Alligator Clips
- 5SE/AL/CON - ECG Electrodes - Snap Connectors
- 5SE/858Z.CT8000P-2 - ECG Paper



5SE/CT8000P-2

Option - (ECG paper, see page 315)



Item	Description	Weight
5SE/CT8000P-2	ECG Machine - Advanced Interpretation, 12 Lead, Wi-Fi Interface, 8" Colour LCD	4.5kg

# ECG Machine - Height Adjustable ECG Cart with Utility Storage Bin

## Features

- Compatible with all seca ECG machines
- Easy height adjustment by using the foot pedal
- Braked castors for more stability and safety
- Cable covers and cord organiser at rear of cart help protect leads
- Storage bin with dividers for accessories
- Easy to clean and disinfect
- Height adjustable from 812-1021mm

## Dimensions (w x d x h)

- Overall Dimensions - 480 x 577 x 812 - 1021mm



5SE/CT500-2

Item	Description	Weight
5SE/CT500-2	ECG Machine - Height Adjustable ECG Cart with Utility Storage Bin	21.3kg

## ECG Electrodes - Disposable (suitable for 5SE/CT330, 5SE/ CT331, 5SE/CT8000i-2, 5SE/ CARDIOPAD-2 & CT8000P-2)

### Features

- Large tap attachment area uses small or large clips
- Patented traction liner prevents tabs from sliding off the liner
- Unique liner card ensures packs do not stick together
- Adhesive solid gel requires minimal clean-up
- Latex-free



Item	Description
5SE/Q-TAB	ECG Electrodes - Disposable

## ECG Electrodes - Alligator Clips (suitable for 5SE/CT330, 5SE/ CT331, 5SE/CT8000i-2, 5SE/ CARDIOPAD-2 & CT8000P-2)

### Features

- 4mm for disposable tab electrodes
- Supplied in packs of 10



Item	Description
5SE/AL/CLIP	ECG Electrodes - Alligator Clips

## ECG Electrodes - Snap Connectors (suitable for 5SE/CT330, 5SE/ CT331, 5SE/CT8000i-2, 5SE/ CARDIOPAD-2 & CT8000P-2)

### Features

- For use with disposable tab & press stud electrodes (fits 3mm and 4mm patient cables)
- Supplied in packs of 10



Item	Description
5SE/AL/CON	ECG Electrodes - Snap Connectors

## ECG Paper (suitable for 5SE/ CT8000i-2)

### Features

- 40 sheets per pack
- Supplied in packs of 5



Item	Description
5SE/802Z.CT8000i-2	ECG Paper

## ECG Paper (suitable for 5SE/ CARDIOPAD-2)

### Features

- 50 sheets per pack
- Supplied in packs of 5



Item	Description
5SE/492.Pad-2	ECG Paper

## ECG Paper (suitable for 5SE/ CT8000P-2)

### Features

- 220 sheets per box
- Supplied in packs of 5




Item	Description
5SE/858Z.CT8000P-2	ECG Paper

## Bluetooth Dongle (suitable for 5SE/CT330 & 5SE/CT331)

### Features

- Bluetooth USB dongle



Item	Description
5SE/689	Bluetooth Dongle

## Carry Case (suitable for 5SE/CT8000i-2)

### Features

- Compact & lightweight
- Lined with foam pads, to protect the ECG during mobile use
- Provides safe transportation

### Dimensions (w x d x h)

- Overall Dimensions - 360 x 300 x 160mm



Item	Description	Weight
5SE/700.8000i-2	Carry Case	0.5kg

## Carry Case (suitable for 5SE/CARDIOPAD-2)

### Features

- Compact & lightweight
- Lined with foam pads, to protect the ECG during mobile use
- Provides safe transportation

### Dimensions (w x d x h)

- Overall Dimensions - 360 x 300 x 160mm



Item	Description	Weight
5SE/700.Pad-2	Carry Case	0.5kg







Medical Records Trolleys - Ward	320
Medical Records Workstations - Ward	322
Laptop Holders	324
Carefile Filing Pockets	326
Medical Records Trolleys - Filing	328
Medical Records Trolleys - Transfer	330



## Medical Records Trolleys - Ward

### Features

- Suitable for use with our popular narrow filing pockets (order separately)
- Filing capacity
  - Small - 470mm
  - Medium - 690mm
  - Large - 990mm
- Locking lid/s act as a work surface when open & is fitted with either a...
  - CAM Lock - Supplied with two keys
  - Electronic Push Button Lock - Programmable four-digit code
- Maximum load on locking lid/s - 2kg
- Document pocket/s fitted to end of trolley
- Optional ring buffers offer protection to both the trolley & fabric of the building (increases length & width of trolley by approx. 80mm)
- 100mm pressed steel castors

### Dimensions (w x d x h)

- Small - 628 x 539 x 1069mm (width open - 1012mm)
- Medium - 922 x 539 x 1069mm (width open - 1424mm)
- Large - 1222 x 539 x 1069mm (width open - 2028mm)

### Standard Colours

- Paint - Spearmint / Grey White
- Locking Lid/s - Grey White

### Options / Accessories

- CF/F/PK10 - Foolsap Filing Pockets (x 10)
- R/C/T - Paper Tabs (x 500)
- R/C/TH - Tab Holders (x 25)
- ZP010 - Ring Buffers - Factory Fitted Only
- C004 - 100mm Polymer Castor, 2 x Braking / 2 x Non-Braking (set of 4) Factory Fitted Only



MRT/WA/S/EPB

CAM Lock	Electronic Push Button Lock	Description	Weight
MRT/WA/S/CAM	MRT/WA/S/EPB	Small	23.6kg
MRT/WA/M/CAM	MRT/WA/M/EPB	Medium	29.6kg
MRT/WA/L/CAM	MRT/WA/L/EPB	Large	36.8kg



MRT/WA/L/CAM  
Shown with optional CF/F/PK10 Carefile Pockets

### Electronic Push Button Lock

- Uses a 10-button keypad & # button
- Easy programming & code change
- Four user levels offer differing levels of authority...
  - Master / Technician - 8 digits
  - Staff / User - 4 digits
- Low battery warning, with failure override using 9V battery & master code



MRT/WA/M/EPB

# Medical Records Workstations - Ward

## Features

- Suitable for use with our filing pockets (order separately)
- Provides 375mm filing capacity per drawer
- Available as single & double column units with...
  - One / two drawers & X-ray pigeon-hole (5 / 10 sections)
  - One / two drawers & open cupboard
  - Two / four drawers
- Two locking options...
  - CAM Lock - Supplied with two keys
  - Electronic Push Button Lock - Programmable four-digit code
- Where relevant one lock secures all drawers
- Double drawer units fitted with an anti-tilt mechanism preventing two drawers from being opened at the same time
- Max load per drawer 16kg
- Push handle & document pocket fitted to end of trolley
- Polyurethane ring buffers offer protection to both the trolley & fabric of the building
- 100mm pressed steel castors, 2 off braking

## Dimensions (w x d x h)

- Single Column - 604 x 538 x 1028mm
- Double Column - 1056 x 538 x 1034mm

## Standard Colours

- Paint - Grey White
- Cabinet - Grey White
- Top / Drawers - Spearmint

## Options / Accessories

- MRW/LHR/S - Laptop Holder, Removable, Swing Arm
- MRW/LHNR/S - Laptop Holder, Non-Removable, Swing Arm
- CF/F/PK10 - Foolsap Filing Pockets (x 10)
- R/C/T - Paper Tabs (x 500)
- R/C/TH - Tab Holders (x 25)
- C004 - 100mm Polymer Castor, 2 x Braking / 2 x Non-Braking (set of 4) Factory Fitted Only

## Single Column

CAM Lock	Electronic Push Button Lock	Description	Weight
MRW/WA/1D/XP/CAM	MRW/WA/1D/XP/EPB	One Drawer, X-Ray Pigeon-Hole	34.2kg
MRW/WA/1D/OC/CAM	MRW/WA/1D/OC/EPB	One Drawer, Open Cupboard	34.0kg
MRW/WA/2D/CAM	MRW/WA/2D/EPB	Two Drawers	40.6kg



MRW/WA/2D/EPB



MRW/WA/1D/XP/EPB



MRW/WA/4D/CAM

### Electronic Push Button Lock

- Uses a 10-button keypad & # button
- Easy programming & code change
- Four user levels offer differing levels of authority...
  - Master / Technician - 8 digits
  - Staff / User - 4 digits
- Low battery warning, with failure override using 9V battery & master code

### Double Column

CAM Lock	Electronic Push Button Lock	Description	Weight
MRW/WA/2D/XP/CAM	MRW/WA/2D/XP/EPB	Two Drawers, X-Ray Pigeon-Hole	62.0kg
MRW/WA/2D/OC/CAM	MRW/WA/2D/OC/EPB	Two Drawers, Open Cupboard	58.0kg
MRW/WA/4D/CAM	MRW/WA/4D/EPB	Four Drawers	72.0kg

## Laptop Holders, Removable, Swing Arm

### Features

- Three section swing arm offering height, rotation & angle adjustment
- Compatible with the MRW range of medical record workstations
- Fitted to an upright bolted to the rear left-hand corner of the trolley (upright & holder supplied for customer to fit)
- Laptop supported in a cradle, fitted with adjustable wing arms
- Laptop can be secured using a security clamp (supplied)\*
- Adjustable to accept laptops 280 - 435 x 22mm (w x h)
- Maximum capacity 2kg
- Design allows easy access to laptop ports

\*Not compatible with Dell laptops using the N17 wedge lock system

### Standard Colours

- Paint - Grey White



Item	Description	Weight
MRW/LHR/S	Removable, Swing Arm	3.7kg

# Laptop Holders, Non-Removable, Swing Arm


## Features

- Three section swing arm offering height, rotation & angle adjustment
- Compatible with the MRW range of medical record workstations
- Fitted to an upright bolted to the rear left-hand corner of the trolley (upright & holder supplied for customer to fit)
- Laptop supported in a cradle fitted with a steel mounting bracket, fixed using either nyloc or wing nuts
- Laptop can be secured using a security clamp (supplied)\*
- Adjustable to accept laptops 280 - 435 x 22mm (w x h)
- Maximum capacity 2kg
- Design allows easy access to laptop ports

\*Not compatible with Dell laptops using the N17 wedge lock system

## Standard Colours

- Paint - Grey White



Item	Description	Weight
MRW/LHNR/S	Non-Removable, Swing Arm	5.0kg

# Carefile Filing Pockets

## Features

- Filing pockets suitable with Bristol Maid trolleys / workstations & most standard filing suspension systems
- Provides a durable alternative to paper or card types
- Suitable for runners with 380mm spacings / centres
- Provides an internal pocket (w x h) 360 x 260mm
- Fire retardant PVC coated nylon pockets
- Unique 'stay-put' tab holders, with pink / blue reversible card tabs
- Supplied in packs of ten

## Standard Colours

- Nylon Pockets - Grey



R/C/T



R/C/TH



CF/F/PK10

Item	Description
CF/F/PK10	Foolscap Filing Pockets (x 10)
R/C/T	Paper Tabs (x 500)
R/C/TH	Tab Holders (x 25)



Other products that you may be interested in...

See Page 455

## Patient Seating - Alderbury, Medium & High Back Armchairs



SND/MAR/ALDE/VVDEL



SND/HAR/ALDE/VVDEL

## Medical Records Trolleys - Filing

### Features

- Suitable for use with ring binders, case note & lever arch files (max. file height 350mm)
- Available in two sizes with either an open front or locking doors
  - Small - 900mm filing capacity
  - Large - 1800mm filing capacity
- Adjustable dividers (small 4 / large 8)
- Doors fold against the sides of the trolley (not flat)
- Large trolleys use one lock to secure both doors
- Two locking options...
  - CAM Lock - Supplied with two keys
  - Electronic Push Button Lock - Programmable four-digit code
- Optional ring buffers offer protection to both the trolley & fabric of the building (increases length & width of trolley by approx. 80mm)
- 100mm pressed steel castors

### Dimensions (w x d x h)

- Small - 546 x 440 x 1016mm
- Large - 998 x 440 x 1016mm

### Standard Colours

- Paint - Spearmint / Grey White
- Top / Doors - Grey White

Item	Description	Weight
<b>Small</b>		
MRT/FL/S	Small - Open Cupboard	21.5kg
MRT/FL/S/CAM	Small - Locking Door, CAM Lock	26.5kg
MRT/FL/S/EPB	Small - Locking Door, Electronic Push Button Lock	26.5kg
<b>Large</b>		
MRT/FL/L	Large - Open Cupboard	30.0kg
MRT/FL/L/CAM	Large - Locking Doors, CAM Lock	41.0kg
MRT/FL/L/EPB	Large - Locking Doors, Electronic Push Button Lock	41.0kg



MRT/FL/S/CAM

## Options / Accessories

- MRF/LHR/S - Laptop Holder - Removable, Swing Arm
- MRF/LHNR/S - Laptop Holder - Non-Removable, Swing Arm
- ZP010 - Ring Buffers - Factory Fitted Only
- C004 - 100mm Polymer Castor, 2 x Braking / 2 x Non-Braking (set of 4) Factory Fitted Only



MRT/FL/L/EPB

### Electronic Push Button Lock

- Uses a 10-button keypad & # button
- Easy programming & code change
- Four user levels offer differing levels of authority...
  - Master / Technician - 8 digits
  - Staff / User - 4 digits
- Low battery warning, with failure override using 9V battery & master code



MRT/FL/L

# Medical Records Trolleys - Transfer, Single Box

## Features

- Suitable for the transportation of bulk case notes & X-rays
- Records stored in an upper box
- Lower tray
- Two locking options...
  - CAM Lock - Supplied with two keys
  - Electronic Push Button lock - Programmable four-digit code
- Maximum trolley capacity - 50kg
- Optional ring buffers offer protection to both the trolley & fabric of the building (increases length & width of trolley by approx. 80mm)
- 100mm pressed steel castors

## Dimensions (w x d x h)

- Overall Dimensions - 817 x 523 x 975mm
- Box (internal) - 600 x 450 x 250mm
- Top of Box (to floor) - 805mm

## Standard Colours

- Paint - Spearmint / Grey White

## Options / Accessories

- ZP005 - Ring Buffers - Factory Fitted Only



MRT/TR/1B



MRT/TR/1B/EPB

Item	Description	Weight
MRT/TR/1B	Open Top	16.0kg
MRT/TR/1B/CAM	Locking Lid, CAM Lock	19.0kg
MRT/TR/1B/EPB	Locking Lid, Electronic Push Button Lock	19.0kg

## Electronic Push Button Lock

- Uses a 10-button keypad & # button
- Easy programming & code change
- Four user levels offer differing levels of authority...
  - Master / Technician - 8 digits
  - Staff / User - 4 digits
- Low battery warning, with failure override using 9V battery & master code

## Medical Records Trolleys - Transfer, Double Box, Extending

### Features

- Suitable for the transportation of bulk case notes & X-rays
- Records stored in two removable boxes
- Clearance between upper & lower boxes, 235mm
- 100mm / 150mm pressed steel castors (rear castors central / central directional locking)
- Max capacity per box - 25kg

### Dimensions (w x d x h)

- Overall Dimensions - 875 x 598 x 1040mm
- Box (internal) - 568 x 368 x 316mm
- Top of Box (to floor)
  - Lower - 440mm
  - Upper - 975mm

### Standard Colours

- Paint - Spearmint

### Options / Accessories

- 2PLCO271 - Removable Box



MRT/TR/2B/EXT

Item	Description	Weight
MRT/TR/2B/EXT	Double Box, Extending	31.6kg

## Medical Records Trolleys - Transfer, Double Box, Duo

### Features

- Unique 'two' trolley system, suitable for the transportation of bulk case notes & X-rays
- Records stored in fixed boxes
- Clearance between upper & lower boxes - 87mm
- Trolleys are loaded independently, before being linked together for transportation using a simple clevis pin
- 100mm / 150mm pressed steel castors (rear castors braking / central directional locking)
- Max capacity per box - 25kg

### Dimensions (w x d x h)

- Overall Dimensions - 875 x 598 x 1040mm
- Box (internal) - 568 x 368 x 316mm
- Top of Box (to floor)
  - Lower - 440mm
  - Upper - 975mm

### Standard Colours

- Paint - Spearmint



MRT/TR/2B/DUO

Item	Description	Weight
MRT/TR/2B/DUO	Double Box, Duo	34.6kg



# Mobile Computer Carts & Roll Stands

Laptop Carts	334
VESA Carts	338
Options / Accessories	343
Caretray Trolley - Laptop	347
Roll-Stand	348
Point of Care Cart	349



## Laptop Cart - Compact, Fixed Height, Non-Powered

### Features

- Compact, non-powered cart suitable for use with laptops
- Lightweight design, assists manoeuvrability
- Ideal for use in restricted spaces
- Five leg base, yellow colour coding identifies braking castors
- Polymer easyclean work-surface
- Fixed height - 1000mm
- Integral push handle at front
- Power supply holder at rear of unit
- 50mm twin-wheel castors (3 x braking)

### Dimensions (w x d x h)

- Overall - 500 x 500 x 1000mm
- Work Surface - 436 x 413mm (includes handle) at height 1000mm
- Power Supply Holder - 350 x 80 x 90mm (internal)

### Colours

- Base - White / Yellow / Grey
- Upright - White
- Worksurface - White



SMS/LC/FHC

Item	Description	Weight
SMS/LC/FHC	Laptop Cart - Compact, Fixed Height, Non-Powered	12.18kg



# Laptop Cart - Compact, Non-Powered

## Features

- Compact, non-powered cart suitable for use with laptops
- Lightweight design, assists manoeuvrability
- Ideal for use in restricted spaces
- Five leg base, yellow colour coding identifies braking castors
- Polymer easyclean work-surface
- Height adjustable using a gas damper (800 - 1050mm)
- Integral push handle at front
- Power supply holder at rear of unit
- 50mm twin-wheel castors (3 x braking)

## Dimensions (w x d x h)

- Overall - 500 x 500 x 800 - 1050mm
- Work Surface - 460 x 413mm (includes handle)
- Power Supply Holder - 350 x 80 x 90mm (internal)

## Colours

- Base - White / Yellow / Grey
- Upright - White
- Worksurface - White



SMS/LC/C

Item	Description	Weight
SMS/LC/C	Laptop Cart - Compact, Non-Powered	17.26kg

## Laptop Cart - Intermediate, Non-Powered

### Features

- Non-powered cart suitable for use with laptops
- Suitable for laptops up to 436mm in width
- Clamp to secure the laptop
- Height adjustable using a gas damper (833 - 1233mm)
- Four-leg base
- Polymer easy clean work-surface
- Integral push handle at front
- 100mm twin-wheel castors (2 x braking)

### Dimensions (w x d x h)

- Overall - 611 x 660 x 833 - 1233mm
- Work Surface - 550 x 580mm (includes handle)

### Colours

- Base - Grey
- Upright - Grey
- Work Surface - White



The brake is engaged & disengaged using downwards pressure on the two levers



5AL/LC

Item	Description	Weight
5AL/LC	Laptop Cart - Intermediate, Non-Powered	16.7kg

# Laptop Cart - Advanced, Non-Powered

## Features

- Non-powered cart suitable for use with laptops
- Laptop is secured under the worksurface, concealing the keyboard
- Suitable for laptops up to 436mm in width
- Height adjustable using a pulley system (800 - 1300mm)
- Pull out keyboard tray, can be tilted & features an integrated wrist support. Mouse tray is retractable for right / left hand use
- Bin with integral handle at the rear of the unit
- Four-leg base
- Polymer easy clean work-surface
- Integral push handle at front
- 100mm twin-wheel anti-static castors (2 x braking)

## Dimensions (w x d x h)

- Overall - 611 x 727 x 800 - 1300mm
- Work Surface - 550 x 480mm (includes handle)

## Standard Colours

- Base - Grey
- Upright - Grey
- Work Surface - White

## Option / Accessories

- 5AL/KB - Qwerty Keyboard
- 5AL/MO - Mouse
- 5AL/PA - Power Adaptor
- 5AL/RPC - Retractable Power Cable
- 5AL/DR - Drawer Unit



5AL/LC/A  
(Optional AIO PC & Drawer Unit not Included)

Item	Description	Weight
5AL/LC/A	Laptop Cart - Advanced, Non-Powered	29.5kg

## VESA Cart - Compact, Fixed Height, Non-Powered

### Features

- Suitable for use with VESA display mounts - 100 x 100mm & 75 x 75mm
- Lightweight design, assists manoeuvrability
- Ideal for use in restricted spaces
- Five leg base, yellow colour coding identifies braking castors
- Polymer easyclean work-surface
- Fixed height - 1000mm
- Integral push handle at front
- Power supply holder at rear of unit
- 50mm twin-wheel castors (3 x braking)

### Dimensions (w x d x h)

- Overall - 500 x 500 x 1000mm
- Work Surface - 436 x 413mm (includes handle) at height 1000mm
- Power Supply Holder - 350 x 80 x 90mm (internal)

### Colours

- Base - White / Yellow / Grey
- Upright - White
- Worksurface - White



SMS/VC/FHC

Item	Description	Weight
SMS/VC/FHC	VESA Cart - Compact, Fixed Height, Non-Powered	13.5kg

# VESA Cart - Compact, Non-Powered

## Features

- Suitable for use with VESA display mounts - 100 x 100mm & 75 x 75mm
- Lightweight design, assists manoeuvrability
- Ideal for use in restricted spaces
- Five leg base, yellow colour coding identifies braking castors
- Polymer easyclean work-surface
- Height adjustable using a gas damper (800 - 1050mm)
- Integral push handle at front
- Power supply holder at rear of unit
- 50mm twin-wheel castors (3 x braking)

## Dimensions (w x d x h)

- Overall - 500 x 500 x 800 - 1050mm
- Work Surface - 460 x 413mm (includes handle)
- Power Supply Holder - 350 x 80 x 90mm (internal)

## Colours

- Base - White / Yellow / Grey
- Upright - White
- Worksurface - White



5MS/VC/C

Item	Description	Weight
5MS/VC/C	VESA Cart - Compact, Non-Powered	18.6kg

## VESA Cart - Intermediate, Non-Powered

### Features

- Non-powered cart suitable for use with VESA display mounts (100 x 100mm & 75 x 75mm)
- Height adjustable using a gas damper (833 - 1233mm)
- Four-leg base
- Polymer easy clean work-surface
- Integral push handle at front
- 100mm twin-wheel castors (2 x braking)

### Dimensions (w x d x h)

- Overall - 611 x 660 x 833 - 1233mm
- Work Surface - 550 x 580mm (includes handle)

### Standard Colours

- Base - Grey
- Upright - Grey
- Work Surface - White

### Option / Accessories

- 5AL/KT - Keyboard Tray
- 5AL/KB - Qwerty Keyboard
- 5AL/MO - Mouse
- 5AL/DR - Drawer Unit
- 5AL/24/AIO/PC - 24" AIO PC, 3 Battery Cells, I5, Touch, 8GB, 256GB
- 5AL/AIO/BAT - Battery for AIO PC
- 5AL/AIO/BAT/CH - Battery Charger for AIO PC



5AL/CC/VM  
(Optional AIO PC & Keyboard Tray not Included)

Item	Description	Weight
5AL/CC/VM	VESA Cart - Intermediate, Non-Powered	18.7kg

# VESA Cart - Advanced, Non-Powered

## Features

- Non-powered cart suitable for use with VESA display mounts (100 x 100mm & 75 x 75mm)
- Height adjustable using a pulley system (800 - 1300mm)
- Pull out keyboard tray, can be tilted & features an integrated wrist support. Mouse tray is retractable for right / left hand use
- Scanner, mouse & coiled cable holder
- Bin with integral handle at the rear of the unit
- Four-leg base
- Polymer easy clean work surface
- Integral push handle at front
- 100mm twin-wheel anti-static castors (2 x braking)

## Dimensions (w x d x h)

- Overall - 611 x 727 x 800 - 1300mm
- Work Surface - 550 x 480mm (includes handle)

## Standard Colours

- Base - Grey
- Upright - Grey
- Work Surface - White

## Option / Accessories

- 5AL/KB - Qwerty Keyboard
- 5AL/MO - Mouse
- 5AL/PA - Power Adaptor
- 5AL/RPC - Retractable Power Cable
- 5AL/DR - Drawer Unit
- 5AL/24/AIO/PC - 24" AIO PC, 3 Battery Cells, I5, Touch, 8GB, 256GB
- 5AL/AIO/BAT - Battery for AIO PC
- 5AL/AIO/BAT/CH - Battery Charger for AIO PC



5AL/CC/A/VM  
(Optional AIO PC, Keyboard, Mouse & Scanner not Included)

Item	Description	Weight
5AL/CC/A/VM	VESA Cart - Advanced, Non-Powered	31.0kg

## VESA Cart - Advanced, Powered

### Features

- Powered cart suitable for use with VESA display mounts (100 x 100mm & 75 x 75mm)
- 520Whr power supply
- Battery suitable for powering a small form factor PC, thin client, all in one panel PC or monitor
- Height adjustable using a pulley system (800 - 1300mm)
- Pull out keyboard tray, can be tilted & features an integrated wrist support. Mouse tray is retractable for right / left hand use
- Scanner, mouse & coiled cable holder
- Bin with integral handle at the rear of the unit
- Four leg-base
- Polymer easy clean work-surface
- Integral push handle at front
- 100mm twin-wheel anti-static castors (2 x braking)

### Dimensions (w x d x h)

- Overall - 611 x 727 x 800 - 1300mm
- Work Surface - 550 x 480mm (includes handle)

### Standard Colours

- Base - Grey
- Upright - Grey
- Work Surface - White

### Option / Accessories

- 5AL/KB - Qwerty Keyboard
- 5AL/MO - Mouse
- 5AL/PA - Power Adaptor
- 5AL/RPC - Retractable Power Cable
- 5AL/DR - Drawer Unit
- 5AL/24/MON - 24" Terra Monitor, 12V



5AL/CC/A/PO/VM  
(Optional Monitor, Keyboard & Mouse not Included)

Item	Description	Weight
5AL/CC/A/PO/VM	VESA Cart - Advanced, Powered	37.0kg



## Accessories / Options

### Keyboard Tray

#### Features

- Pull out keyboard tray
- Tilt adjustable & features an integrated wrist support
- Retractable mouse tray, configurable for right / left hand use



Item	Description
5AL/KT	Keyboard Tray

### Qwerty Keyboard

#### Features

- Water-resistant, dust free & antibacterial (IP67)
- Suitable for use with all common disinfectants
- Can be turned off for cleaning
- Antibacterial silicone cover



Item	Description
5AL/KB	QWERTY Keyboard

### Mouse

#### Features

- Scroll wheel
- Water-resistant, dust free & antibacterial (IP67)
- Suitable for use with all common disinfectants



Item	Description
5AL/MO	Mouse

## Accessories / Options

### Power Adaptor

#### Features

- Adaptor to allow connectivity to the hardware



Item	Description
5AL/PA	Power Adaptor

### Retractable Power Cable

#### Features

- Coiled Cable
- Fitted with a UK 3-pin plug



Item	Description
5AL/RPC	Retractable Power Cable

### Drawer Unit

#### Features

- Single drawer
- Supplied with two keys
- Up to two drawers can be fitted to a cart

#### Internal Dimension (w x d x h)

- 399 x 298 x 70mm



Item	Description
5AL/DR	Drawer Unit

# 24" AIO PC, 3 Battery Cells, I5, Touch 8GB, 256 GB

## Features

- Three integrated hot-swappable batteries
- High resolution 24" capacitive touchscreen
- I5 Pentium processor
- Fanless, IP65-rated front panel, IPX2-rated enclosure
- Built-in LED reading light
- HDMI video-out, support up to 4k UHD resolution
- VESA compatibility to maximise installation flexibility (100 x 100mm)
- 8GB Ram
- 256GB Storage
- Microsoft Windows 10
- Display resolution 1920 x 1080
- WLAN, Bluetooth
- 2 USB 2.0 ports, 1 COM port, 1 x HDMI-out, DC-in & DC-out
- AC/DC adaptor
- Full-HD front camera, RFID-reader, smart card reader
- 6.4kg without batteries, 7.9kg including batteries

## Dimensions (w x d x h)

- 24" AIO PC - 564 x 41 x 371mm

## Optional

- 5AL/AIO/BAT/CH - Battery Charger
- 5AL/AO/BAT - Battery



5AL/AIO/BAT/CH - Battery Charger

- Can hold upto 6 batteries



VESA Standard Mounting Design

Item	Description	Weight
5AL/24/AIO/PC	24" AIO PC, 3 Battery Cells, I5, Touch, 8GB, 256GB	7.9kg



- |   |                        |             |
|---|------------------------|-------------|
| 1 USB 2.0 (582/584)<br>USB 3.0 (581)    | 6 Ethernet Port        | 11 USB 3.0  |
| 2 On/Off Button and<br>Function Buttons | 7 Reading Light Power  | 12 Speakers |
| 3 Speakers                              | 8 Reading Light        |             |
| 4 DC-Outputs                            | 9 COM Ports (optional) |             |
| 5 DC-Inputs                             | 10 HDMI Input          |             |

# 24" Terra Monitor, 12V

## Features

- 24" IPS panel technology screen
- 1920 x 1080 Full HD
- Anti-reflective
- LED backlight
- Headphone out
- HDMI DisplayPort 1.2
- HDCP
- Built in speakers
- 100 x 100mm VESA mount
- 12V

## Dimensions (w x d x h)

- 540 x 42 x 322mm



Energy Rating D  
14kWh/1000h



Energy Efficient



1080p Full HD  
Screen



Flicker free / blue  
light function



VESA Standard Mounting Design

HDMI Port

Headphone Port

Item	Description	Weight
5AL/24/MON	24" Terra Monitor, 12V	3.0kg

# Caretray Trolley - Laptop

## Features

- Trolleys suitable for use with laptops
- Suitable for use with Electronic Prescribing & Medicines Administration (EPMA) & Electronic Patient Records (EPR)
- Quick & easy disassembly, assists thorough & deep cleaning
- Fully welded mild steel frame
- Recyclable polypropylene one-piece top & side panels, smooth surfaces & radiused edges assists cleaning (compatible with steam cleaning)
  - Top Panel - Raised edges on three sides provide defined grab points to act as push handles, whilst an integral rim at the front contains spillages (max load 30kg)
  - Side Panels - Incorporate runners with positive stops preventing trays from being accidentally withdrawn (symmetrical design allows tray insertion from either side)
  - Carerails fitted to either side support a wide range of accessories
- Solid grade laminate door & back panel providing security for the contents of the trays
- Two locking options...
  - High Security Bolt Lock - Supplied with two keys
  - Electronic Push Button Lock - Programmable four-digit code
- Trolley pre-configured with the following accessories...
  - Laptop Holder, Removable, Swing Arm
- Translucent, impact-resistant trays & dividers, smooth surfaces & radiused edges assists cleaning (compatible with steam cleaning / high temperature machine washing)
- Trays feature an integral handle with a plastic clip-on label cover (coloured label strips supplied - white, blue, green, yellow & red)
- Each tray supplied with 2 x long & 2 x short dividers
- Max load per tray 5kg
- Polyurethane ring buffers offer protection to both the trolley & fabric of the building
- 100mm polymer castors, 2 off braking
- When not in use, trolleys storing medicines should be secured to the wall using a Security Clamp (see locking & security accessories)

## Dimensions (w x d x h)

- Overall Dimensions - 550 x 550 x 993mm
- Plastic Top - 455 x 455 (internal) at height 968mm
- Trays
  - Shallow Tray - 355 x 405 x 100mm (internal)
  - Deep Tray - 355 x 405 x 150mm (internal)

## Standard Colours

- Paint - Grey White

## Options / Accessories

- Defibrillator Platform - page 61
- Carerail Mounted - page 62
- Laptop Holders - page 68/69
- Castors - page 70
- Trays & Dividers - page 71
- Labels - page 72
- Shelves - page 73



CTLAPTM1/10/3S2D/HSB

High Security Bolt Lock	Electronic Push Button Lock	Description	Weight
CTLAPTM1/10/3S2D/HSB	CTLAPTM1/10/3S2D/EPB	3 x 100mm, 2 x 150mm Trays	39.3kg
CTLAPTM1/10/4S1D/HSB	CTLAPTM1/10/4S1D/EPB	4 x 100mm, 1 x 150mm Trays	39.0kg
CTLAPTM1/10/6S/HSB	CTLAPTM1/10/6S/EPB	6 x 100mm Trays	40.1kg

## Roll-Stand - Patient Monitors / Medical Devices

### Features

- Suitable for use with patient monitors & medical devices
- Mount size - 75 x 75, 89 x 89 & 100 x 100mm
- Lightweight design, assists manoeuvrability
- Five leg base, yellow colour coding identifies braking castors
- Ergonomic handle assists during transportation
- 50mm twin-wheel castors (3 x braking)

### Dimensions (w x d x h)

- Overall - 500 x 500 x 1065mm

### Colours

- Base - White / Yellow / Grey
- Upright - White
- Worksurface - White

### Options

- 5MS/RS/OPBA - Basket, provides storage space for cables, scanners & blood pressure cuffs, 330 x 124 x 160mm (w x d x h)



5MS/RS/1  
Shown with optional basket

Item	Description	Weight
5MS/RS/1	Roll-Stand - Patient Monitors / Medical Devices	7.17kg

# Point of Care Cart - Adjustable Arm

## Features

- Suitable for use with tablets, small screens or devices (0.9-3kg)
- Mount size - 75 x 75 & 100 x 100mm
- Arm allows height & rotation adjustment
- Lightweight design, assists manoeuvrability
- Concealed cable management (within the column)
- Four leg base
- Polymer easyclean work-surface
- Integral push handle at front
- Deep polymer tray
- 75mm polymer castors (2 x braking)

## Dimensions (w x d x h)

- Overall - 510 x 475 x 1280 - 1441mm
- Adjustable Arm - 161mm / 180° (height / angle)
- Work Surface - 343 x 250mm (includes handle)
- Polymer Tray - 343 x 250 x 139mm

## Colours

- Base - Grey
- Upright / Adjustable Arm / Worksurface - White



5MS/PC/AA

Item	Description	Weight
5MS/PC/AA	Point of Care Cart - Adjustable Arm	9.02kg





Passive Lifts

352

Active Standing Aids

358

Accessories & Slings

362



## Passive Lift - Oxford® Advance

### Features

- Exceptionally versatile & easy to manoeuvre
- Ergonomic design considerations & interaction points
- Compact triangular folding design for easy transport & storage
- Smart™ Monitor diagnostic & service controls as standard
- Interchangeable spreader bar / cradle options
- Safe working load 155kg

### Dimensions (w x d x h)

- Overall Dimensions (Max) - 1080 x 1300 x 1860mm
- Overall Dimensions (Min) - 670 x 1250 x 1360mm

### Standard Colours

- Grey / Periwinkle

### Options / Accessories

- 5OX/AC/SPC/4 - Oxford® 4-Point Positioning Cradle, Shallow, Manual



Optional shallow 4-point cradle providing the carer with a greater choice of sling systems



Item	Description	Weight
5OX/PL/AD	Passive Lift - Oxford® Advance	31.7kg

# Passive Lift - Oxford® Presence

## Features

- Outstanding lifting range (430mm - 1910mm)
- Ergonomic design considerations & interaction points
- Powered leg positioning
- Smart™ Monitor diagnostic & service controls as standard
- Interchangeable spreader bar / cradle & weigh-scale options
- Safe working load 227kg

## Dimensions (w x d x h)

- Overall Dimensions (Max) - 1150 x 1460 x 2065mm
- Overall Dimensions (Min) - 670 x 1400 x 1460mm

## Standard Colours

- Grey / Periwinkle

## Options / Accessories

- 5OX/SBC/4 - Oxford® 4-Point Positioning Cradle, Manual
- 5OX/AC/PPC/4 - Oxford® 4-Point Positioning Cradle, Powered
- 5OX/AC/SAC - Oxford® Stretcher Adjustment Cradle
- 5OX/AS/CS - Oxford® Canvas Stretcher
- 5OX/WS/100 - Oxford® Digital Weigh Scale, 4-Point Cradle, Manual
- 5OX/WS/101 - Oxford® Digital Weigh Scale, 6-Point Spreader Bar, Manual
- 5OX/WS/102 - Oxford® Digital Weigh Scale, 4-Point Cradle, Powered



Shown with 4-point positioning cradle



Item	Description	Weight
5OX/PL/AD/PR	Passive Lift - Oxford® Presence	40.0kg

## Passive Lift - Oxford® Presence, Low Leg

### Features

- Outstanding lifting range (430mm - 1910mm)
- Ergonomic design considerations & interaction points
- Powered leg positioning
- Smart™ Monitor diagnostic & service controls as standard
- Interchangeable spreader bar / cradle options & weigh-scale options
- Safe working load 227kg

### Dimensions (w x d x h)

- Overall Dimensions (Max) - 1150 x 1460 x 2065mm
- Overall Dimensions (Min) - 670 x 1400 x 1460mm

### Standard Colours

- Grey / Periwinkle

### Options / Accessories

- 5OX/SBC/4 - Oxford® 4-Point Positioning Cradle, Manual
- 5OX/AC/PPC/4 - Oxford® 4-Point Positioning Cradle, Powered
- 5OX/AC/SAC - Oxford® Stretcher Adjustment Cradle
- 5OX/AS/CS - Oxford® Canvas Stretcher
- 5OX/WS/100 - Oxford® Digital Weigh Scale, 4-Point Cradle, Manual
- 5OX/WS/101 - Oxford® Digital Weigh Scale, 6-Point Spreader Bar, Manual
- 5OX/WS/102 - Oxford® Digital Weigh Scale, 4-Point Cradle, Powered



5OX/PL/AD/PR/LL

Item	Description	Weight
5OX/PL/AD/PR/LL	Passive Lift - Oxford® Presence, Low Leg	40.0kg

# Passive Lift - Oxford® Stature

## Features

- Outstanding lifting range (390mm - 1550mm)
- Ergonomic design considerations & interaction points
- Powered leg positioning
- Smart™ Monitor diagnostic & service controls as standard
- Interchangeable spreader bar / cradle & weigh-scale options
- Safe working load 227kg

## Dimensions (w x d x h)

- Overall Dimensions (Max) - 1360 x 1390 x 2130mm
- Overall Dimensions (Min) - 760 x 1290 x 1945mm

## Standard Colours

- Grey / Periwinkle

## Options / Accessories

- 5OX/SBC/6 - Oxford® 6-Point Positioning Cradle, Manual (Stature Only)
- 5OX/AC/SAC - Oxford® Stretcher Adjustment Cradle
- 5OX/AS/CS - Oxford® Canvas Stretcher
- 5OX/WS/100 - Oxford® Digital Weigh Scale, 4-Point Cradle, Manual
- 5OX/WS/101 - Oxford® Digital Weigh Scale, 6-Point Spreader Bar, Manual
- 5OX/WS/102 - Oxford® Digital Weigh Scale, 4-Point Cradle, Powered



5OX/PL/ST

Item	Description	Weight
5OX/PL/ST	Passive Lift - Oxford® Stature	73.5kg

## Passive Lift - Oxford® Calibre

### Features

- Integrated Class III digital weigh-scale for patient monitoring
- Ergonomic design considerations & interaction points
- Large 6-point cradle provides improved comfort for larger clients
- Powered leg positioning
- Twin pivoted front castors offer good manoeuvrability
- Smart™ Monitor diagnostic & service controls as standard
- Safe working load 385kg

### Dimensions (w x d x h)

- Overall Dimensions (Max) - 1420 x 1805 x 2210mm
- Overall Dimensions (Min) - 885 x 1740 x 1575mm

### Standard Colours

- Grey / Periwinkle



50X/PL/CA



6-point cradle provides improved comfort and support



Item	Description	Weight
50X/PL/CA	Passive Lift - Oxford® Calibre	112.0kg



50X/PL/ST



50X/PL/AD



50X/PL/AD/PR/LL



50X/PL/AD/PR

## Active Stand Aid - Oxford® Switch

### Features

- Versatile & easy to manoeuvre
- Easy to transport & store
- Ergonomic design considerations & interaction points
- Adjustable knee pads & optional padded knee covers
- Optional belts for additional support
- Safe working load 180kg

### Dimensions (w x d x h)

- Overall Dimensions - 550 x 670 x 1170mm

### Standard Colours

- Grey / Periwinkle

### Options / Accessories

- 50X/SL3151 - Oxford® Patient Handling Belt - Small (Red)
- 50X/SL3152 - Oxford® Patient Handling Belt - Medium (Yellow)
- 50X/SL3153 - Oxford® Patient Handling Belt - Large (Green)
- 50X/AC/PKC - Oxford® Padded Knee Covers



50X/AS/SW

Even weight distribution ensures excellent stability and manoeuvrability



50X/AC/PKC - Optional Padded Knee Covers



Item	Description	Weight
50X/AS/SW	Active Stand Aid - Oxford® Switch	16.0kg



# Active Stand Aid - Oxford® Up

## Features

- Disassembles for easy storage & transportation
- Adjustable leg opening for access around furniture
- Contoured swing-away seat pads
- Ergonomic design considerations & interaction points
- Compatible sling offers additional support
- Safe working load 200kg

## Dimensions (w x d x h)

- Overall Dimensions (Max) - 845 x 950 x 1100mm
- Overall Dimensions (Min) - 630 x 950 x 1100mm

## Standard Colours

- Grey / Periwinkle



50X/AS/UP

Disassembles for easy storage



Item	Description	Weight
50X/AS/UP	Active Stand Aid - Oxford® Up	33.0kg

## Active Stand Aid - Oxford® Journey

### Features

- Compact folding design which offers easy storage & transportation
- Unique adjustable cow horn function accommodates a range of patients
- Ergonomic design considerations & interaction points
- Smart™ Monitor diagnostic & service controls as standard
- Contoured, height adjustable knee pad
- Retractable safety belt
- Removable foot tray for rehabilitation activity
- Safe working load 155kg

### Dimensions (w x d x h)

- Overall Dimensions (Max) - 970 x 1000 x 1600mm
- Overall Dimensions (Min) - 685 x 935 x 1130mm

### Standard Colours

- Grey / Periwinkle



50X/AS/JO

Folds down for easy storage



Item	Description	Weight
50X/AS/JO	Active Stand Aid - Oxford® Journey	40.2kg

# Active Stand Aid - Oxford® Ascend

## Features

- Powered leg positioning for excellent access around furniture
- Ergonomic design considerations & interaction points
- Smart™ Monitor diagnostic & service controls as standard
- Height adjustable knee pad
- Removable foot tray for rehabilitation activity
- Safe working load 200kg

## Dimensions (w x d x h)

- Overall Dimensions (Max) - 995 x 1100 x 1710mm
- Overall Dimensions (Min) - 630 x 1000 x 1070mm

## Standard Colours

- Grey / Periwinkle



Item	Description	Weight
50X/AS/AS	Active Stand Aid - Oxford® Ascend	47.0kg

# Oxford® Patient Handling Belts


## Features

- Offers carers a means of providing standing assistance to the patient
- Side handles for standing assistance & support
- Non-slip inner layer ensures secure fit
- Elasticated top band for increased comfort
- Available in small, medium & large, colour coded binding indicates belt size
- Safe working load 200kg



50X/SL3152

Quickfit Colour Coding



Item	Description
50X/SL3151	Oxford® Patient Handling Belt - Small (Red)
50X/SL3152	Oxford® Patient Handling Belt - Medium (Yellow)
50X/SL3153	Oxford® Patient Handling Belt - Large (Green)

# Oxford® Padded Knee Covers

## Features

- Padded covers provide additional comfort



50X/AC/PKC

Item	Description
50X/AC/PKC	Oxford® Padded Knee Covers

# Oxford® 4-Point Positioning Cradles & 6-Point Spreader Bar

## Features

- Uses the Securi3 safety clip system
- Adjustments made using the cradle handle to achieve an upright or reclined position for the patient
- Allows the carer to position the patient for optimum recline & comfort
- 4-Point Cradles available as either manual or powered (lift dependant)

## Standard Colours

- Periwinkle



50X/AC/PPC/4



50X/SBC/6



Hoist not included

Item	Description	Weight
50X/AC/SPC/4	Oxford® 4-Point Positioning Cradle, Shallow, Manual (Advance Only)	5.0kg
50X/SBC/4	Oxford® 4-Point Positioning Cradle, Manual (Presence Only)	6.5kg
50X/AC/PPC/4	Oxford® 4-Point Positioning Cradle, Powered (Presence and Stature Only)	9.0kg
50X/SBC/6	Oxford® 6-Point Spreader Bar, Manual (Stature Only)	2.2kg

## Oxford® Stretcher Adjustment Cradle

### Features

- Adjustment can be made by operating either the left or right-hand levelling handles
- Balance can be adjusted using one hand
- Safe working load 227kg (when used with the Oxford® Canvas Stretcher)

### Standard Colours

- Grey / Periwinkle



Shown with optional Oxford® Canvas Stretcher

Item	Description
50X/AC/SAC	Oxford® Stretcher Adjustment Cradle


## Oxford® Canvas Stretcher

### Features

- Takes up relatively little space during use & when in storage
- Canvas element can be laundered in a washing machine at up to 85°C
- Safe working load 227kg (when used with the Oxford® stretcher adjustment cradle)

### Standard Colours

- Blue



Item	Description
50X/AS/CS	Oxford® Canvas Stretcher

# Oxford® Digital Weigh-Scale

## Features

- Compact, low-profile design ensures lift height is not compromised
- Integrated dual-screen display, allows the read-out to be viewed from either side of the boom
- Provides an accurate measurement of weight for on-going patient observation
- Available in 3 different attachment versions...
- 4-Point Cradle, Manual
- 6-Point Spreader Bar, Manual
- 4-Point Cradle, Powered
- Safe working load 400kg (dependant on the hoist / accessory being used)

## Standard Colours

- Grey



Item	Description	Weight
50X/WS/100	Oxford® Digital Weigh Scale, 4-Point Cradle, Manual	7.2kg
50X/WS/101	Oxford® Digital Weigh Scale, 6-Point Spreader Bar, Manual	2.6kg
50X/WS/102	Oxford® Digital Weigh Scale, 4-Point Cradle, Powered	9.5kg



# Oxford® Comfort Disposable Slings

## Features

- Patented Securi3 clip attachment points
- Modesty loop helps protect patient dignity during transfer
- Available in extra small, small, medium, large & extra-large, colour coded binding indicates sling size
- Safe working load 227kg



Item	Description
50X/PH/CD/XS	Oxford® Comfort Disposable Sling - Extra Small (Brown)
50X/PH/CD/SM	Oxford® Comfort Disposable Sling - Small (Red)
50X/PH/CD/ME	Oxford® Comfort Disposable Sling - Medium (Yellow)
50X/PH/CD/LG	Oxford® Comfort Disposable Sling - Large (Green)
50X/PH/CD/XL	Oxford® Comfort Disposable Sling - Extra Large (Blue)

# Oxford® Full Back Disposable Slings

## Features

- Integrated, boned head support & leg padding as standard
- Coloured attachment loops promote correct / safe positioning
- Modesty loop helps protect patient dignity during transfer
- Available in extra small, small, medium, large & extra-large, colour coded binding indicates sling size
- Safe working load 227kg



Item	Description
50X/PH/FBD/XS	Oxford® Full Back Disposable Sling - Extra Small (Brown)
50X/PH/FBD/SM	Oxford® Full Back Disposable Sling - Small (Red)
50X/PH/FBD/ME	Oxford® Full Back Disposable Sling - Medium (Yellow)
50X/PH/FBD/LG	Oxford® Full Back Disposable Sling - Large (Green)
50X/PH/FBD/XL	Oxford® Full Back Disposable Sling - Extra Large (Blue)

# Oxford® Quickfit Deluxe Disposable Slings

## Features

- Padded leg sections for increased comfort
- Coloured attachment loops promote correct / safe positioning
- Available in small, medium & large, colour coded binding indicates sling size
- Safe working load 227kg



50X/PH/QDD/ME

Item	Description
50X/PH/QDD/SM	Oxford® Quickfit Deluxe Disposable Sling - Small (Red)
50X/PH/QDD/ME	Oxford® Quickfit Deluxe Disposable Sling - Medium (Yellow)
50X/PH/QDD/LG	Oxford® Quickfit Deluxe Disposable Sling - Large (Green)

# Oxford® Deluxe Standing Disposable Slings

## Features

- Fully padded design offers excellent comfort
- Coloured attachment loops promote correct / safe positioning
- Non-slip back section ensures the sling does not 'ride up'
- Adjustable waist strap for added support & security
- Available in small, medium & large, colour coded binding indicates sling size
- Safe working load 200kg



Item	Description
5OX/PH/DSD/SM	Oxford® Deluxe Standing Disposable Sling - Small (Red)
5OX/PH/DSD/ME	Oxford® Deluxe Standing Disposable Sling - Medium (Yellow)
5OX/PH/DSD/LG	Oxford® Deluxe Standing Disposable Sling - Large (Green)

## Sling Compatibility & Task Selection

This chart will help guide you with the compatibility of a sling & hoist and the appropriate use of each combination for a given task. There may be exceptions to this.

We recommend a full patient risk assessment is carried out prior to any transfer to determine individual requirements.

### Oxford® Advance & Oxford Presence

- Supplied as Standard - 6-Point Spreader Bar
- Optional Accessory - 4-Point Cradle

### Oxford® Stature

- Supplied as Standard - 4-Point Cradle
- Optional Accessory - 6-Point Spreader Bar



Sling Type	Sling Sizes	Sling Attachment Type	Oxford Advance	Oxford Presence	Oxford Stature	Oxford Ascend	Oxford Journey	Chair to Chair	Bed to Chair	Chair to Commode / Toilet	Commode to Bath	Floor to Bed / Chair	Rehab / Assisted Standing
Comfort Disposable	XS / S / M / L / XL	Clip	√**	√**	√**			√	√	√	√	√	
Full Back Disposable	XS / S / M / L / XL	Loop	√*	√*	√*			√	√	√	√	√	
Quickfit Deluxe Disposable	S / M / L	Loop	√*	√*	√*			√	√	√	√	√	
Deluxe Standing Disposable	S / M / L	Loop				√	√	√	√	√			√

\*In conjunction with a 6-point spreader bar

\*\*In conjunction with a 4-point cradle



Pharmacy & Vaccine Refrigeration	374
Advanced Pharmacy Refrigeration	376
Pharmacy & Vaccine Carriers - Portable	377

# Pharmacy & Vaccine Refrigerators - Under-Bench, Bench & Wall Mounting, Solid & Glass Doors



## Features

- Compliant with the Department of Health Green Book
- Recommendations in the General Pharmaceutical Council Standards
- Royal College of Veterinary Surgeons Guidelines
- Designed specifically for the safe storage of vaccines & pharmaceuticals
- Available as bench top, under bench, wall fitting or free-standing
- Temperature range +2°C to +8°C
- Second wandering temperature probe (can be placed anywhere within the refrigerator, ideal for pharmacists needing to comply with MHRA regulations)
- IntelliCold® touch screen controller...
  - Automatic 24/7 temperature & fridge operation data recording (micro-SD card required)
  - Min / max temperature control, display & recording
  - Displays temperature from both probes
  - High / low temperature alarm
  - Door open alarm
  - Mains failure alarm (requires batteries)
  - Alarm battery back-up
- Internal light
- Access port & remote alarm contacts
- Fan assisted cooling
- Off cycle auto-defrost
- Low GWP environmentally friendly refrigerant
- Self-closing doors, with door open alarm
- Available with either...
  - CAM Lock - Supplied with two keys
  - Digital Push Button Lock - Programmable four-digit code
- Adjustable shelves
- Micro-SD card (optional)
- Full UKAS calibration service (optional)
- Repeat alarm (optional)

## Standard Colours

- Exterior - White / Blue
- Interior - White



CAM Lock	Digital Push Button	Description	Overall Dimensions (w x d x h)	Shelves	Weight
<b>Solid Door</b>					
5RLDF0119	5RLDF0119DIGILOCK	Bench / Wall Mounting*	450 x 510 x 538mm (36 Litres)	2	30.0kg
5RLDF0219	5RLDF0219DIGILOCK	Bench / Wall Mounting*	450 x 510 x 740mm (66 Litres)	3	34.0kg
5RLDF0519	5RLDF0519DIGILOCK	Under Bench	600 x 600 x 835mm (150 Litres)	4	51.0kg
<b>Glass Door</b>					
5RLDG0519	5RLDG0519DIGILOCK	Under Bench	600 x 600 x 835mm (150 Litres)	3	54.0kg

\*Integral Wall Mounting Brackets

5RLDF0219





# Pharmacy & Vaccine Refrigerators - Freestanding, Solid & Glass Doors



## Features

- Compliant with the Department of Health Green Book
- Recommendations in the General Pharmaceutical Council Standards
- Royal College of Veterinary Surgeons Guidelines
- Designed specifically for the safe storage of vaccines & pharmaceuticals
- Temperature range +2°C to +8°C
- Second wandering temperature probe (can be placed anywhere within the refrigerator, ideal for pharmacists needing to comply with MHRA regulations)
- IntelliCold® touch screen controller...
  - Automatic 24/7 temperature & fridge operation data recording (micro-SD card required)
  - Min / max temperature control, display & recording
  - Displays temperature from both probes
  - High / low temperature alarm
  - Door open alarm
  - Mains failure alarm (requires batteries)
  - Alarm battery back-up
- Internal light
- Access port & remote alarm contacts
- Fan assisted cooling
- Off cycle auto-defrost
- Low GWP environmentally friendly refrigerant
- Self-closing doors, Available with either...
  - CAM Lock - Supplied with two keys
  - Digital Push Button Lock - Programmable four-digit code
- Adjustable shelves
- Micro-SD card (optional)
- Full UKAS calibration service (optional)

## Standard Colours

- Exterior - White / Blue
- Interior - White



5RLDF1019



5RLDG1019



5RLDG1519

CAM Lock	Digital Push Button	Description	Overall Dimensions (w x d x h)	Shelves	Weight
<b>Solid Door</b>					
5RLDF1019	5RLDF1019DIGLOCK	Free Standing	600 x 700 x 1510mm (340 Litres)	6	79.0kg
5RLDF1519	5RLDF1519DIGLOCK	Free Standing	600 x 700 x 1875mm (440 Litres)	6	93.0kg
<b>Glass Door</b>					
5RLDG1019	5RLDG1019DIGLOCK	Free Standing	600 x 700 x 1510mm (340 Litres)	6	91.0kg
5RLDG1519	5RLDG1519DIGLOCK	Free Standing	600 x 700 x 1875mm (440 Litres)	6	105.0kg



# Advanced Pharmacy Refrigerators - Freestanding, Solid & Glass Doors



## Features

- Compliant with the Department of Health Green Book
- Recommendations in the General Pharmaceutical Council Standards
- Royal College of Veterinary Surgeons Guidelines
- Designed specifically to provide close temperature control for temperature sensitive medicines in the pharmacy
- Temperature range +2°C to +8°C
- Precise microprocessor temperature control...
  - Digital temperature control & display
  - High / low temperature alarm
  - Door open alarm
- Internal lights
- Access port & remote alarm contacts (optional during manufacture)
- Fan assisted cooling
- Auto-defrost
- Low GWP environmentally friendly refrigerant
- Self-closing doors fitted with a CAM Lock - Supplied with two keys
- Hygienic stainless-steel interior
- Adjustable anti-tilt stainless-steel shelves (70kg capacity)
- Lockable castors
- Full UKAS calibration service (optional)

## Standard Colours

- Exterior - White / Blue
- Interior - Stainless Steel
- Shelves - Stainless Steel



SRPFR21043



SRPFG44043

CAM Lock	Description	Overall Dimensions (w x d x h)	Shelves	Weight
<b>Solid Door</b>				
SRPFR21043	Free Standing	710 x 800 x 1990mm (650 Litres)	4	138.0kg
SRPFR44043	Free Standing	1420 x 800 x 1990mm (1300 Litres)	8	215.0kg
<b>Glass Door</b>				
SRPFG21043	Free Standing	710 x 800 x 1990mm (650 Litres)	4	125.0kg
SRPFG44043	Free Standing	1420 x 800 x 1990mm (1300 Litres)	8	195.0kg



# Pharmacy & Vaccine Carriers - Portable

## Features

- Can be calibrated in accordance with the Department of Health Green Book
- Designed specifically for the safe transport of vaccines & pharmaceuticals (unsuitable for blood products)
- Temperature range +2°C to +10°C
- Supplied with two power leads...
  - Mains - 240-Volt DC
  - Vehicular - 12-Volt AC
- Lightweight & easily transportable
- Safe thermoelectric solid state cooling system
- Digital temperature display
- Easy digital temperature adjustment
- Tough plastic exterior, powder coated interior
- Divider to retain contents in place during transit
- Moulded feet for stability
- Shoulder strap
- Suitable for use with data loggers

## Dimensions (w x d x h)

Internal Dimensions...

- 5RPDF0012F - 200 x 335 x 165mm
- 5RPDF0019F - 245 x 385 x 185mm

## Standard Colours

- Exterior - Grey
- Interior - Black



5RPDF0012F



5RPDF0012F



5RPDF0019F



Item	Description	Overall Dimensions (w x d x h)	Weight
5RPDF0012F	Refrigerated Pharmacy & Vaccine Carrier - Portable, 12 Litre	430 x 295 x 295mm	4.6kg
5RPDF0019F	Refrigerated Pharmacy & Vaccine Carrier - Portable, 19 Litre	465 x 320 x 355mm	6.5kg

# Phlebotomy

Caretray Trolley - Phlebotomy	380
Phlebotomy Chair - Variable Height	382
Phlebotomy Chair - Variable Height, Bariatric	383
Phlebotomy Chair - Variable Height, Advanced, Support	384
Phlebotomy Chair - Fixed Height	387

## Caretray Trolley - Phlebotomy

### Features

- Trolleys designed for use with Phlebotomy
- Quick & easy disassembly, assists thorough & deep cleaning
- Available in mild or stainless steel
  - Fully welded mild steel frame
  - Seamlessly welded, one piece 304 grade stainless steel frame
- Ergonomic push handle fitted to one side of the trolley ensures correct posture & keeps feet away from the frame, ideal for mobile phlebotomy or in cases where the trolley is wheeled for long periods of time
- Recyclable polypropylene one-piece top & side panels, smooth surfaces & radiused edges assists cleaning (compatible with steam cleaning)
  - Top Panel - Raised edges on three sides provide defined grab points to act as push handles, whilst an integral rim at the front contains spillages (max load 30kg)
  - Side Panels - Incorporate runners with positive stops preventing trays from being accidentally withdrawn (symmetrical design allows tray insertion from either side)
- Carerails fitted to either side support a wide range of accessories
- Available with a solid grade laminate door & back panel providing security for the contents of the trays
- Two locking options...
  - CAM Lock with Wing Handle - Supplied with two keys
  - Electronic Push Button Lock - Programmable four-digit code
- Trolley pre-configured with the following accessories...
  - Alcohol Gel Holder
  - Debris Bin & Bracket
  - Glove / Mask Box Holder, One Box
  - Sharps Box Holder
- Translucent, impact-resistant trays & dividers, smooth surfaces & radiused edges assists cleaning (compatible with steam cleaning / high temperature machine washing)
- Trays feature an integral handle with a plastic clip-on label cover (coloured labels supplied - white, blue, green, yellow & red)
- Each tray supplied with 2 x long & 2 x short dividers
- Max load per tray 5kg
- Polyurethane ring buffers offer protection to both the trolley & fabric of the building
- 100mm polymer castors, 2 off braking



CTPHLEM1/10/3S2D

### Mild Steel

No Door	CAM Lock	Electronic Push Button Lock	Description	Weight
CTPHLEM1/10/3S2D	CTPHLEM1/10/3S2D/CA	CTPHLEM1/10/3S2D/EPB	3 x 100mm, 2 x 150mm Trays	38.3kg
CTPHLEM1/10/4S1D	CTPHLEM1/10/4S1D/CA	CTPHLEM1/10/4S1D/EPB	4 x 100mm, 1 x 150mm Trays	38.0kg
CTPHLEM1/10/6S	CTPHLEM1/10/6S/CA	CTPHLEM1/10/6S/EPB	6 x 100mm Trays	39.1kg

## Dimensions (w x d x h)

- Overall Dimensions - 610 x 550 x 993mm
- Plastic Top - 455 x 455 (internal) at height 968mm
- Trays
  - Shallow Tray - 355 x 405 x 100mm (internal)
  - Deep Tray - 355 x 405 x 150mm (internal)

## Standard Colours

- Paint - Spearmint

## Options / Accessories

- Overbridge & Tilt Bins - page 60
- Defibrillator Platform - page 61
- Carerail Mounted Accessories - page 62
- Laptop Holders - page 68
- Castors - page 70
- Trays & Dividers - page 71
- Shelves - page 73
- Labels - page 72



CTPHLES1/10/3S2D/CA

## Stainless Steel

No Door	CAM Lock	Electronic Push Button Lock	Description	Weight
CTPHLES1/10/3S2D	CTPHLES1/10/3S2D/CA	CTPHLES1/10/3S2D/EPB	3 x 100mm, 2 x 150mm Trays	38.3kg
CTPHLES1/10/4S1D	CTPHLES1/10/4S1D/CA	CTPHLES1/10/4S1D/EPB	4 x 100mm, 1 x 150mm Trays	38.0kg
CTPHLES1/10/6S	CTPHLES1/10/6S/CA	CTPHLES1/10/6S/EPB	6 x 100mm Trays	39.1kg

# Phlebotomy Chair - Three Section

## Features

- BS 2838-2: 1991 Examination & general treatment couches, build, performance & safety specifications
- EN 60601-1:2006+A12:2014 Medical electrical equipment. General requirements for basic safety & essential performance
- Electric or hydraulic height adjustment
- Height adjustment from 490 - 950mm
- Adjustable angle backrest
  - Manual -25 to +90°
  - Electric -22 to +90°
- Adjustable angle footrest from -90 to +10°
- Anti-trap gas struts fitted with release levers used on the back & footrest sections (optional electric backrest)
- Retractable castors fitted to both ends to assist with movement & positioning
- One adjustable foot fitted to allow levelling on uneven floors
- Clearance beneath frame allows access for mobile hoists
- Electric models (230V ~, 50/60Hz) fitted with a UK 3 pin plug & available with a hand or foot switch
- Hydraulic models use a foot pump pedal positioned on both sides of the couch
- Seamless upholstery using flame retardant anti-microbial vinyl
- Adjustable polyurethane phlebotomy armrests
- Side support loops assist with patient mount & dismount (self-assembly)
- Paper roll holder (suitable for rolls max 510mm wide x 200mm diameter)
- Frames prepared to accept optional accessories
- Maximum capacity 225kg

## Dimensions (w x d x h)

- 770 x 1710 x 490 - 950mm

## Options / Accessories

- E06 - Battery Back Up



## Standard Colours

- Paint - White
- Vinyl - Bristol Blue



Hand Switch



Foot Switch




EC5305/VBB



Item	Description	Weight
EC5305/VBB	Hydraulic	67.0kg
EC5310/VBB	Electric - Hand Switch	67.0kg
EC5315/VBB	Electric - Foot Switch	67.0kg
EC5320/VBB	Electric with Electric Backrest - Hand Switch	69.3kg
EC5325/VBB	Electric with Electric Backrest - Foot Switch	69.3kg

Alternative colours available at extra cost. Change suffix 'VBB' on the product code with any of the following e.g. Electric - Foot Switch in Graphite - EC5315/VGH

## Vinyl - Ambla New Richmond in Colour





# Phlebotomy Chair - Three Section, Bariatric

## Features

- BS 2838-2: 1991 Examination & general treatment couches, build, performance & safety specifications
- EN 60601-1:2006+A12:2014 Medical electrical equipment. General requirements for basic safety & essential performance
- Electric height adjustment
- Height adjustment from 490 - 950mm
- Adjustable angle backrest
  - Manual -25 to +90°
  - Electric -22 to +90°
- Adjustable angle footrest from -90 to +10°
- Anti-trap gas struts fitted with release levers used on the back & footrest sections
- Retractable castors fitted to both ends to assist with movement & positioning
- One adjustable foot fitted to allow levelling on uneven floors
- Clearance beneath frame allows access for mobile hoists
- 230V ~, 50/60Hz actuator fitted with a UK 3 pin plug & available with a hand or foot switch
- Seamless upholstery using flame retardant anti-microbial vinyl
- Adjustable polyurethane phlebotomy armrests
- Side support loops assist with patient mount & dismount (self-assembly)
- Paper roll holder (suitable for rolls max 510mm wide x 200mm diameter)
- Frames prepared to accept optional accessories
- Maximum capacity 325kg


## Dimensions (w x d x h)

- 990 x 1710 x 520 - 950mm

## Standard Colours

- Paint - White
- Vinyl - Bristol Blue

360mm    470mm    820mm



Item	Description	Weight
EC5330/VBB	Electric - Hand Switch	77.2kg
EC5335/VBB	Electric - Foot Switch	77.2kg
EC5340/VBB	Electric with Electric Backrest - Hand Switch	79.5kg
EC5345/VBB	Electric with Electric Backrest - Foot Switch	79.5kg

## Options / Accessories

- E18 - Battery Back Up



Hand Switch



Foot Switch



EC5345/VBB

Alternative colours available at extra cost. Change suffix 'VBB' on the product code with any of the following e.g. Electric with Electric Backrest - Hand Switch in Onyx Black - EC5340/VOB

## Vinyl - Ambla New Richmond in Colour



## Phlebotomy Chair - Variable Height, Advanced, Support

### Features

- Easy to adjust, providing optimum conditions for fast & accurate phlebotomy
- Adjustable seat, backrest & armrests...
  - Seat - Height, rotation & tilt
  - Backrest - Height & tilt
  - Armrests - Height, width & rotation. Fold down when not in use
- Anti-static glides
- Vinyl fire retardant upholstery
- Recesses minimised throughout the chair, including on the underside
- Backrests feature edge bands to prevent dirt collecting in the joints
- Maximum capacity 125kg

### Options

- Sampling Armrest with Length Adjustable Pillow - Allows the armrest cushion to move lengthways to provide optimal support
- Brake Loaded Castors - Ensures that the chair remains still when someone is seated. The chair can only be moved when it is not loaded
- Castors - Suitable for use on vinyl, wood & tile floors



5SS/PHLC/SU/VBLU

Replace suffix on the product code with any of the following to select your colour e.g. Phlebotomy Chair, Variable Height in Blue 5SS/PHLC/SU/**VBLU**

### Vinyl - Illusion



VBLU  
Blue

VAGR  
Grey

VBLA  
Black

Item	Description	Seat Height	Seat (w x d)	Backrest (w x h)	Armrest Pad (w x l)	Armrest Height *	Weight
5SS/PHLC/SU	Phlebotomy Chair - Variable Height, Advanced, Support	440 - 590mm	470 x 470mm	400 x 400mm	110 x 290mm	0 - 230mm	29.0kg

\*From seat



Adjustable Armrests



Seat Adjustment Controls



5SS/PHLC/SU/VBLU

## Phlebotomy Chair - Variable Height

### Features

- Easy to adjust, providing optimum conditions for fast & accurate phlebotomy
- Adjustable seat, backrest & armrests...
  - Seat - Height, rotation & tilt
  - Backrest - Height & tilt
  - Armrests - Height, width & rotation. Fold down when not in use
- Anti-static glides
- Vinyl fire retardant upholstery
- Recesses minimised throughout the chair, including on the underside
- Backrests feature edge bands to prevent dirt collecting in the joints
- Maximum capacity 125kg

### Options

- Sampling Armrest with Length Adjustable Pillow - Allows the armrest cushion to move lengthways to provide optimal support
- Brake Loaded Castors - Ensures that the chair remains still when someone is seated. The chair can only be moved when it is not loaded
- Castors - Suitable for use on vinyl, wood & tile floors



5SS/PHLC/VH/VBLU



5SS/PHLC/VH/VBLU

Replace suffix on the product code with any of the following to select your colour e.g. Phlebotomy Chair, Variable Height in Blue 5SS/PHLC/VH/**VBLU**

### Vinyl - Illusion



VBLU  
Blue

VAGR  
Grey

VBLA  
Black

Item	Description	Seat Height	Seat (w x d)	Backrest (w x h)	Armrest Pad (w x l)	Armrest Height *	Weight
5SS/PHLC/VH	Phlebotomy Chair - Variable Height	390 - 540mm	440 x 440mm	370 x 300mm	110 x 290mm	0 - 250mm	23.0kg

\*From seat

# Phlebotomy Chair - Fixed Height

## Features

- Adjustable polyurethane phlebotomy armrest (height, rotation & angle)
- Armrest can be positioned on either side of the chair (additional armrest available if required)
- Four-leg design
- Fire retardant & antimicrobial vinyl upholstery
- Black finish tubular frame
- Maximum capacity 95kg

## Standard Colours

- Vinyl - Marina

## Options

- E15 - Phlebotomy Armrest (Single)



E15 Optional Phlebotomy Single Armrest



TS/PH/VVMA

Replace suffix on the product code with any of the following to select your colour

e.g. Phlebotomy Four Leg Chair in Rust Vinyl - TS/PH/VVRT

## Vinyl - Camira Vita



VVMA VVWL VVTO VVSL VVOL VVNR VVAO VVEO VVPK VVRT

Item	Description	Seat Height	Back Height	Seat Width	Overall Width	Seat Depth	Overall Depth	Weight
TS/PH/VVMA	Phlebotomy - Fixed Height	500mm	290mm	470mm	530mm	430mm	580mm	8.6kg

# Portering Chairs

Portering Chairs - Rear Steer	390
Portering Chairs - Front Steer	391
Portering Chairs - Bariatric, Rear Steer	393
Options & Accessories	394



## Portering Chair - Rear Steer, Nesting, Sliding Footrest

### Features

- Heavy duty portering chair
- Nests to occupy reduced floor space & encourage tidy storage
- Seamless upholstery using flame retardant antimicrobial vinyl
- Moulded drop down arm rests allows side access for patients & porters
- Sliding footrest aids access as well as supporting feet during transit
- X-ray / notes pocket on rear of seat
- Hook for patients' belongings
- Fittings to accept infusion poles
- 200mm fixed wheels / 150mm total stop braking castors (cushioned)
- Maximum capacity 190kg

### Dimensions (w x d x h)

- Overall Dimensions - 665 x 860 x 1025mm
- Seat Width - 540mm
- Seat Depth - 420mm
- Seat Height - 530mm
- Backrest Height - 455mm

### Standard Colours

- Paint - Grey White
- Upholstery - Bristol Blue

### Options / Accessories

- CYHP/D1 - Cylinder Holder, CD/D
- G/CLS - Calf / Leg Supports (pair)
- G/DP - Infusion Pole
- G/SB - Lap Seatbelt, Factory Fitted
- G/CARD/LOCK - Card / Coin Lock, Factory Fitted
- G/CARD/STATION - Head of Station
- 2LOKE011 - Release Card



X-Ray/Notes Pocket




G/200/RS/VBB



Alternative colours available at additional cost. Change suffix 'VBB' on the end of the product code with any of the following e.g. Rear Steer, Nesting, Sliding Footrest in Bristol Blue - G/200/RS/VBB

### Vinyl - Ambla New Richmond in Colour



Item	Description	Weight
G/200/RS/VBB	Portering Chair - Rear Steer, Nesting, Sliding Footrest	29.0kg



# Portering Chair - Front Steer, Nesting, Sliding Footrest

## Features

- Heavy duty portering chair
- Nests to occupy reduced floor space & encourage tidy storage
- Seamless upholstery using flame retardant antimicrobial vinyl
- Moulded drop down arm rests allows side access for patients & porters
- Sliding footrest aids access as well as supporting feet during transit
- X-ray / notes pocket on rear of seat
- Hook for patients' belongings
- Fittings to accept infusion poles
- 125mm swivel castors / 200mm braking fixed wheels (cushioned)
- Maximum capacity 190kg

## Dimensions (w x d x h)

- Overall Dimensions - 665 x 1050 x 1095mm
- Seat Width - 540mm
- Seat Depth - 420mm
- Seat Height - 600mm
- Backrest Height - 455mm

## Standard Colours

- Paint - Grey White
- Upholstery - Bristol Blue

## Options / Accessories

- CYHP/D1 - Cylinder Holder, CD/D
- G/CLS - Calf / Leg Supports (pair)
- G/DP - Infusion Pole
- G/SB - Lap Seatbelt, Factory Fitted
- G/CARD/LOCK - Card / Coin Lock, Factory Fitted
- G/CARD/STATION - Head of Station
- 2LOKE011 - Release Card



X-Ray/Notes Pocket




G/305/FS/VBB



Alternative colours available at additional cost. Change suffix 'VBB' on the product code with any of the following e.g. Front Steer, Nesting, Sliding Footrest in Lime - G/305/FS/VLI

## Vinyl - Ambla New Richmond in Colour



Item	Description	Weight
G/305/FS/VBB	Portering Chair - Front Steer, Nesting, Sliding Footrest	29.0kg

## Portering Chair - Front Steer, Nesting, Hinged Footrests

### Features

- Heavy duty portering chair
- Nests to occupy reduced floor space & encourage tidy storage
- Seamless upholstery using flame retardant antimicrobial vinyl
- Moulded drop down arm rests allows side access for patients & porters
- Folding & rotating footrests aids access as well as supporting feet during transit
- X-ray / notes pocket on rear of seat
- Hook for patients' belongings
- Fittings to accept infusion poles
- 125mm swivel castors / 200mm braking fixed wheels (cushioned)
- Maximum capacity 190kg

### Dimensions (w x d x h)

- Overall Dimensions - 680 x 710 x 1055mm
- Seat Width - 540mm
- Seat Depth - 420mm
- Seat Height - 530mm
- Backrest Height - 455mm

### Standard Colours

- Paint - Grey White
- Upholstery - Bristol Blue

### Options / Accessories

- CYHP/D1 - Cylinder Holder, CD/D
- G/CLS - Calf / Leg Supports (pair)
- G/DP - Infusion Pole
- G/SB - Lap Seatbelt, Factory Fitted
- G/CARD/LOCK - Card / Coin Lock, Factory Fitted
- G/CARD/STATION - Head of Station
- 2LOKE011 - Release Card



X-Ray/Notes Pocket




G/205/FS/VBB



Alternative colours available at additional cost. Change suffix 'VBB' on the product code with any of the following e.g. Front Steer, Nesting, Hinged Footrests in Bristol Blue - G/205/FS/VBB

### Vinyl - Ambla New Richmond in Colour



Item	Description	Weight
G/205/FS/VBB	Portering Chair - Front Steer, Nesting, Hinged Footrests	27.5kg

# Portering Chair - Bariatric, Rear Steer, Sliding Footrest



## Features

- Heavy duty bariatric portering chair
- Seamless upholstery using flame retardant antimicrobial vinyl
- Moulded drop down arm rests allows side access for patients & helpers
- Sliding foot rest aids access as well as supporting feet during transit
- Design ensures chair will not tip should the patient stand on the step
- X-ray / notes pocket on rear of seat
- Hook for patients' belongings
- Fittings to accept IV poles mounted to rear uprights
- Retractable diagonal seatbelt
- 200mm fixed wheels / 200mm total stop braking castors (cushioned)
- We recommend that two members of staff are in attendance when used with a patient in excess of 190kg
- Maximum capacity 380kg

## Dimensions (w x d x h)

- Overall Dimensions - 930 x 970 x 1085mm
- Seat - 740 x 670mm at Height 530mm
- Back - 700 x 480mm

## Standard Colours

- Paint - Grey White
- Upholstery - Bristol Blue

## Options / Accessories

- CYHP/D1 - Cylinder Holder, CD/D
- G/DP - Infusion Pole
- G/CARD/LOCK - Card / Coin Lock, Factory Fitted
- G/CARD/STATION - Head of Station
- 2LOKE011 - Release Card




X-Ray/Notes Pocket



G/500/RS/VBB

Alternative colours available at additional cost. Change suffix 'VBB' on the product code with any of the following e.g. Bariatric, Rear Steer, Sliding Footrest in Lime - G/500/RS/VLI

## Vinyl - Ambla New Richmond in Colour



Item	Description	Weight
G/500/RS/VBB	Portering Chair - Bariatric, Rear Steer, Sliding Footrest	43.8kg

## Cylinder Holder

### Features

- Suitable for D - 102mm diameter cylinders
- Mounts to infusion support tube using a handwheel

### Standard Colours

- Paint - Grey White



Item	Description	Weight
CYHP/D1	Cylinder Holder - D Size	1.0kg

## Calf / Leg Supports

### Features

- Moulded calf / leg support on captive support tube
- Retracts beneath the seat when not in use
- Supplied as a pair



Item	Description	Weight
G/CLS	Calf / Leg Support - Pair	2.3kg
G/CLS/500	Calf / Leg Support - Bariatric, Pair	2.3kg

## Infusion Pole

### Features

- U-shaped stainless steel infusion pole (pole length - 980mm)
- Mounts to infusion support tube using a handwheel



Item	Description	Weight
G/DP	Infusion Pole - U Shaped Hook	1.1kg

## Lap Seat Belt

### Features

- Lap seat belt with snap buckle
- Compatible with G/200/RS, G/205/FS & G/305/FS models
- Factory fitted



Item	Description	Weight
G/SB	Lap Seat Belt	0.4kg

## Card / Coin Lock

### Features

- Compatible with one pound / one euro coin
- Coin / card remains in the lock until the chair is connected to another chair or the wall bracket / head of station
- Plastic release card available for use by porters
- Factory fitted
- Replacement card / coin lock cassettes available (requires cassette removal tool)

G/CARD/LOCK



2LOCK217



2LOCK218



2LOKE011

Item	Description	Weight
G/CARD/LOCK	Card / Coin Lock	1.0kg
2LOKE011	Plastic Release Card	0.5kg
2LOCK217	Card / Coin Lock Cassette	0.2kg
2LOCK218	Cassette Removal Tool	0.01kg

## Card / Coin Lock - Wall Bracket / Head of Station

### Features

- Suitable for use with portering chairs fitted with card / coin locks
- Must be fitted to the fabric of the building (wall fixings not supplied)
- One required for each row of chairs
- Chain length 1000mm



Item	Description	Weight
G/CARD/STATION	Wall Bracket / Head of Station	1.6kg

# Procedure Trolleys & Carts

Caretray Trolley - Anaesthesia	398
Caretray Trolley - Cast	399
Caretray Trolley - Critical Care	400
Caretray Trolley - Infection	401
Caretray Trolley - IV Preparation	402
Caretray Trolley - Medical / Surgical	403
Caretray Trolley - Plaster	404
Caretray Trolley - Vaccination	405
Caretray Trolley - Basics	406
Mobile Workstation - Mild Steel, Low Level	407
Procedure Carts - Polymer, Metro Flexline™	408
Procedure Carts - Polymer, Metro Starsys™	410
Procedure Carts - Polymer, Metro Basix™	412

# Caretray Trolley - Anaesthesia

## Features

- Trolleys suitable for use with Anaesthesia
- Quick & easy disassembly, assists thorough & deep cleaning
- Fully welded mild steel frame
- Recyclable polypropylene one-piece top & side panels, smooth surfaces & radiused edges assists cleaning (compatible with steam cleaning)
  - Top Panel - Raised edges on three sides provide defined grab points to act as push handles, whilst an integral rim at the front contains spillages (max load 30kg)
  - Side Panels - Incorporate runners with positive stops preventing trays from being accidentally withdrawn
- Carerails fitted to either side support a wide range of accessories
- Solid grade laminate door & back panel providing security for the contents of the trays
- Two locking options...
  - High Security Bolt Lock - Supplied with two keys
  - Electronic Push Button Lock - Programmable four-digit code
- Trolley pre-configured with the following accessories...
  - Overbridge, Mild Steel
  - Four Compartment Tilt Bin, Mild Steel
  - Five Compartment Tilt Bin, Mild Steel
  - Waste Bin & Bracket, 8 Litre
- Translucent, impact-resistant trays & dividers, smooth surfaces & radiused edges assists cleaning (compatible with steam cleaning / high temperature machine washing)
- Trays feature an integral handle with a plastic clip-on label cover (coloured label strips supplied - white, blue, green, yellow & red)
- Each tray supplied with 2 x long & 2 x short dividers
- Max load per tray 5kg
- Polyurethane ring buffers offer protection to both the trolley & fabric of the building
- 100mm polymer castors, 2 off braking

## Dimensions (w x d x h)

- Overall Dimensions - 550 x 550 x 993mm
- Overall Dimensions (with overbridge) - 600 x 550 x 1620mm
- Plastic Top - 455 x 455 (internal) at height 968mm
- Trays
  - Shallow Tray - 355 x 405 x 100mm (internal)
  - Deep Tray - 355 x 405 x 150mm (internal)

## Standard Colours

- Paint - Grey White

## Options / Accessories

- Locking & Security - page 54
- Overbridge & Tilt Bins - page 60
- Carerail Mounted - page 62
- Castors - page 70
- Trays & Dividers - page 71
- Labels - page 72
- Shelves - page 73



Shown with Door Open



CTANAEM1/10/3S2D/HSB

High Security Bolt Lock	Electronic Push Button Lock	Description	Weight
CTANAEM1/10/3S2D/HSB	CTANAEM1/10/3S2D/EPB	3 x 100mm, 2 x 150mm Trays	41.4kg
CTANAEM1/10/4S1D/HSB	CTANAEM1/10/4S1D/EPB	4 x 100mm, 1 x 150mm Trays	41.1kg
CTANAEM1/10/6S/HSB	CTANAEM1/10/6S/EPB	6 x 100mm Trays	42.2kg



# Caretray Trolley - Cast

## Features

- Trolleys suitable for use within A&E / Plaster Room
- Quick & easy disassembly, assists thorough & deep cleaning
- Fully welded mild steel frame
- Recyclable polypropylene one-piece top & side panels, smooth surfaces & radiused edges assists cleaning (compatible with steam cleaning)
  - Top Panel - Raised edges on three sides provide defined grab points to act as push handles, whilst an integral rim at the front contains spillages (max load 30kg)
  - Side Panels - Incorporate runners with positive stops preventing trays from being accidentally withdrawn
- Carerails fitted to either side support a wide range of accessories
- Solid grade laminate door & back panel providing security for the contents of the trays
- Two locking options...
  - CAM Lock with Wing Handle - Supplied with two keys
  - Electronic Push Button Lock - Programmable four-digit code
- Trolley pre-configured with the following accessories...
  - Overbridge, Mild Steel
  - Four Compartment Tilt Bin, Mild Steel
  - Bowl Support & Bracket
  - Stainless Steel Bowl, 7 Litre
  - Waste Bin & Bracket, 8 Litre
  - Glove / Mask Box Holder, One Box
- Translucent, impact-resistant trays & dividers, smooth surfaces & radiused edges assists cleaning (compatible with steam cleaning / high temperature machine washing)
- Trays feature an integral handle with a plastic clip-on label cover (coloured label strips supplied - white, blue, green, yellow & red)
- Each tray supplied with 2 x long & 2 x short dividers
- Max load per tray 5kg
- Polyurethane ring buffers offer protection to both the trolley & fabric of the building
- 100mm polymer castors, 2 off braking

## Dimensions (w x d x h)

- Overall Dimensions - 550 x 550 x 993mm
- Overall Dimensions (with overbridge) - 600 x 550 x 1620mm
- Plastic Top - 455 x 455 (internal) at height 968mm
- Trays
  - Shallow Tray - 355 x 405 x 100mm (internal)
  - Deep Tray - 355 x 405 x 150mm (internal)

## Standard Colours

- Paint - Grey White

## Options / Accessories

- Locking & Security - page 54
- Overbridge & Tilt Bins - page 60
- Carerail Mounted - page 62
- Castors - page 70
- Trays & Dividers - page 71
- Labels - page 72
- Shelves - page 73



Shown with Door Open



CTCAST1/10/4S1D/CA

CAM Lock with Wing Handle	Electronic Push Button Lock	Description	Weight
CTCASTM1/10/3S2D/CA	CTCASTM1/10/3S2D/EPB	3 x 100mm, 2 x 150mm Trays	43.5kg
CTCASTM1/10/4S1D/CA	CTCASTM1/10/4S1D/EPB	4 x 100mm, 1 x 150mm Trays	43.2kg
CTCASTM1/10/6S/CA	CTCASTM1/10/6S/EPB	6 x 100mm Trays	44.3kg

# Caretray Trolley - Critical Care

## Features

- Trolleys suitable for use with Critical Care
- Quick & easy disassembly, assists thorough & deep cleaning
- Fully welded mild steel frame
- Recyclable polypropylene one-piece top & side panels, smooth surfaces & radiused edges assists cleaning (compatible with steam cleaning)
  - Top Panel - Raised edges on three sides provide defined grab points to act as push handles, whilst an integral rim at the front contains spillages (max load 30kg)
  - Side Panels - Incorporate runners with positive stops preventing trays from being accidentally withdrawn
- Carerails fitted to either side support a wide range of accessories
- Solid grade laminate door & back panel providing security for the contents of the trays
  - Two locking options...
    - CAM Lock with Winged Handle - Supplied with two keys
    - Electronic Push Button Lock - Programmable four-digit code
- Trolley pre-configured with the following accessories...
  - Overbridge, Mild Steel
  - Five Compartment Tilt Bin, Mild Steel
  - Six Compartment Tilt Bin, Mild Steel
  - Alcohol Gel Holder
  - Infusion Pole & Bracket
  - Waste Bin & Bracket, 8 Litre
  - Glove / Mask Box Holder, One Box
- Translucent, impact-resistant trays & dividers, smooth surfaces & radiused edges assists cleaning (compatible with steam cleaning / high temperature machine washing)
- Trays feature an integral handle with a plastic clip-on label cover (coloured label strips supplied - white, blue, green, yellow & red)
- Each tray supplied with 2 x long & 2 x short dividers
- Max load per tray 5kg
- Polyurethane ring buffers offer protection to both the trolley & fabric of the building
- 100mm polymer castors, 2 off braking

## Dimensions (w x d x h)

- Overall Dimensions - 550 x 550 x 993mm
- Overall Dimensions (with overbridge) - 600 x 550 x 1620mm
- Plastic Top - 455 x 455 (internal) at height 968mm
- Trays
  - Shallow Tray - 355 x 405 x 100mm (internal)
  - Deep Tray - 355 x 405 x 150mm (internal)

## Standard Colours

- Paint - Grey White

## Options / Accessories

- Locking & Security - page 54
- Overbridge & Tilt Bins - page 60
- Carerail Mounted - page 62
- Castors - page 70
- Trays & Dividers - page 71
- Labels - page 72
- Shelves - page 73



Shown with Door Open



CTCRITM1/10/3S2D/EPB

CAM Lock with Wing Handle	Electronic Push Button Lock	Description	Weight
CTCRITM1/10/3S2D/CA	CTCRITM1/10/3S2D/EPB	3 x 100mm, 2 x 150mm Trays	44.6kg
CTCRITM1/10/4S1D/CA	CTCRITM1/10/4S1D/EPB	4 x 100mm, 1 x 150mm Trays	44.3kg
CTCRITM1/10/6S/CA	CTCRITM1/10/6S/EPB	6 x 100mm Trays	45.4kg

# Caretray Trolley - Infection

## Features

- Trolleys designed for use when treating patients that have been infected with multi-resistant pathogens
- Quick & easy disassembly, assists thorough & deep cleaning
- Fully welded mild steel frame
- Recyclable polypropylene one-piece top & side panels, smooth surfaces & radiused edges assists cleaning (compatible with steam cleaning)
  - Top Panel - Raised edges on three sides provide defined grab points to act as push handles, whilst an integral rim at the front contains spillages (max load 30kg)
  - Side Panels - Incorporate runners with positive stops preventing trays from being accidentally withdrawn
- Carerails fitted to either side support a wide range of accessories
- Solid grade laminate door & back panel providing security for the contents of the trays
- Two locking options...
  - High Security Bolt Lock - Supplied with two keys
  - Electronic Push Button Lock - Programmable four-digit code
- Trolley pre-configured with the following accessories...
  - Waste Bin & Bracket, 8 Litre
- Translucent, impact-resistant trays & dividers, smooth surfaces & radiused edges assists cleaning (compatible with steam cleaning / high temperature machine washing)
- Trays feature an integral handle with a plastic clip-on label cover (coloured label strips supplied - white, blue, green, yellow & red)
- Each tray supplied with 2 x long & 2 x short dividers
- Max load per tray 5kg
- Polyurethane ring buffers offer protection to both the trolley & fabric of the building
- 100mm polymer castors, 2 off braking

## Dimensions (w x d x h)

- Overall Dimensions - 550 x 550 x 993mm
- Overall Dimensions (with overbridge) - 600 x 550 x 1620mm
- Plastic Top - 455 x 455 (internal) at height 968mm
- Trays
  - Shallow Tray - 355 x 405 x 100mm (internal)
  - Deep Tray - 355 x 405 x 150mm (internal)

## Colour

- Paint - Grey White

## Options / Accessories

- Locking & Security - page 54
- Overbridge & Tilt Bins - page 60
- Defibrillator Platform - page 61
- Carerail Mounted - page 62
- Laptop Holders - page 68
- Castors - page 70
- Trays & Dividers - page 71
- Labels - page 72
- Shelves - page 73



Shown with Door Open



CTINFEM1/10/3S2D/HSB

High Security Bolt Lock	Electronic Push Button Lock	Description	Weight
CTINFEM1/10/3S2D/HSB	CTINFEM1/10/3S2D/EPB	3 x 100mm, 2 x 150mm Trays	35.5kg
CTINFEM1/10/4S1D/HSB	CTINFEM1/10/4S1D/EPB	4 x 100mm, 1 x 150mm Trays	35.2kg
CTINFEM1/10/6S/HSB	CTINFEM1/10/6S/EPB	6 x 100mm Trays	36.3kg

# Caretray Trolley - IV Preparation

## Features

- Trolleys designed for use when preparing & administering intravenous infusions
- Quick & easy disassembly, assists thorough & deep cleaning
- Fully welded mild steel frame
- Recyclable polypropylene one-piece top & side panels, smooth surfaces & radiused edges assists cleaning (compatible with steam cleaning)
  - Top Panel - Raised edges on three sides provide defined grab points to act as push handles, whilst an integral rim at the front contains spillages (max load 30kg)
  - Side Panels - Incorporate runners with positive stops preventing trays from being accidentally withdrawn
- Carerails fitted to either side support a wide range of accessories
- Solid grade laminate door & back panel providing security for the contents of the trays
- Two locking options...
  - High Security Bolt Lock - Supplied with two keys
  - Electronic Push Button Lock - Programmable four-digit code
- Trolley pre-configured with the following accessories...
  - Infusion Pole & Bracket
  - Waste Bin & Bracket, 8 Litre
  - Glove / Mask Box Holder, One Box
  - Sharps Box Holder
- Translucent, impact-resistant trays & dividers, smooth surfaces & radiused edges assists cleaning (compatible with steam cleaning / high temperature machine washing)
- Trays feature an integral handle with a plastic clip-on label cover (coloured label strips supplied - white, blue, green, yellow & red)
- Each tray supplied with 2 x long & 2 x short dividers
- Max load per tray 5kg
- Polyurethane ring buffers offer protection to both the trolley & fabric of the building
- 100mm polymer castors, 2 off braking

## Dimensions (w x d x h)

- Overall Dimensions - 550 x 550 x 993mm
- Overall Dimensions (with overbridge) - 600 x 550 x 1620mm
- Plastic Top - 455 x 455 (internal) at height 968mm
- Trays
  - Shallow Tray - 355 x 405 x 100mm (internal)
  - Deep Tray - 355 x 405 x 150mm (internal)

## Standard Colours

- Paint - Grey White

## Options / Accessories

- Locking & Security - page 54
- Overbridge & Tilt Bins - page 60
- Defibrillator Platform - page 61
- Carerail Mounted - page 62
- Laptop Holders - page 68
- Castors - page 70
- Trays & Dividers - page 71
- Labels - page 72
- Shelves - page 73



Shown with Door Open



CTIVPRM1/10/3S2D/HSB

CAM Lock with Wing Handle	Electronic Push Button Lock	Description	Weight
CTIVPRM1/10/3S2D/HSB	CTIVPRM1/10/3S2D/EPB	3 x 100mm, 2 x 150mm Trays	39.8kg
CTIVPRM1/10/4S1D/HSB	CTIVPRM1/10/4S1D/EPB	4 x 100mm, 1 x 150mm Trays	39.5kg
CTIVPRM1/10/6S/HSB	CTIVPRM1/10/6S/EPB	6 x 100mm Trays	40.6kg

# Caretray Trolley - Medical / Surgical

## Features

- Trolleys designed for use within the Medical / Surgical Environment
- Quick & easy disassembly, assists thorough & deep cleaning
- Fully welded mild steel frame
- Recyclable polypropylene one-piece top & side panels, smooth surfaces & radiused edges assists cleaning (compatible with steam cleaning)
  - Top Panel - Raised edges on three sides provide defined grab points to act as push handles, whilst an integral rim at the front contains spillages (max load 30kg)
  - Side Panels - Incorporate runners with positive stops preventing trays from being accidentally withdrawn
- Carerails fitted to either side support a wide range of accessories
- Solid grade laminate door & back panel providing security for the contents of the trays
- Two locking options...
  - CAM Lock with Wing Handle - Supplied with two keys
  - Electronic Push Button Lock - Programmable four-digit code
- Trolley pre-configured with the following accessories...
  - Overbridge, Mild Steel
  - Four Compartment Tilt Bin, Mild Steel
  - Infusion Pole & Bracket
  - Waste Bin & Bracket, 8 Litre
  - Glove / Mask Box Holder, One Box
  - Sharps Box Holder
- Translucent, impact-resistant trays & dividers, smooth surfaces & radiused edges assists cleaning (compatible with steam cleaning / high temperature machine washing)
- Trays feature an integral handle with a plastic clip-on label cover (coloured label strips supplied - white, blue, green, yellow & red)
- Each tray supplied with 2 x long & 2 x short dividers
- Max load per tray 5kg
- Polyurethane ring buffers offer protection to both the trolley & fabric of the building
- 100mm polymer castors, 2 off braking

## Dimensions (w x d x h)

- Overall Dimensions - 550 x 550 x 993mm
- Overall Dimensions (with overbridge) - 600 x 550 x 1620mm
- Plastic Top - 455 x 455 (internal) at height 968mm
- Trays
  - Shallow Tray - 355 x 405 x 100mm (internal)
  - Deep Tray - 355 x 405 x 150mm (internal)

## Standard Colours

- Paint - Grey White

## Options / Accessories

- Locking & Security - page 54
- Overbridge & Tilt Bins - page 60
- Carerail Mounted - page 62
- Castors - page 70
- Trays & Dividers - page 71
- Labels - page 72
- Shelves - page 73



Shown with Door Open



CTMEDSM1/10/3S2D/EPB

CAM Lock with Wing Handle	Electronic Push Button Lock	Description	Weight
CTMEDSM1/10/3S2D/CA	CTMEDSM1/10/3S2D/EPB	3 x 100mm, 2 x 150mm Trays	43.2kg
CTMEDSM1/10/4S1D/CA	CTMEDSM1/10/4S1D/EPB	4 x 100mm, 1 x 150mm Trays	42.9kg
CTMEDSM1/10/6S/CA	CTMEDSM1/10/6S/EPB	6 x 100mm Trays	44.0kg

# Caretray Trolley - Plaster

## Features

- Trolleys suitable for use within A&E / Plaster Room
- Quick & easy disassembly, assists thorough & deep cleaning
- Fully welded mild steel frame
- Recyclable polypropylene one-piece top & side panels, smooth surfaces & radiused edges assists cleaning (compatible with steam cleaning)
  - Top Panel - Raised edges on three sides provide defined grab points to act as push handles, whilst an integral rim at the front contains spillages (max load 30kg)
  - Side Panels - Incorporate runners with positive stops preventing trays from being accidentally withdrawn (symmetrical design allows tray insertion from either side)
  - Carerails fitted to either side support a wide range of accessories
- Trolley pre-configured with the following accessories...
  - Bucket Support & Bracket
  - Stainless Steel Graduated Bucket, 15 Litre
- Translucent, impact-resistant trays & dividers, smooth surfaces & radiused edges assists cleaning (compatible with steam cleaning / high temperature machine washing)
- Trays feature an integral handle with a plastic clip-on label cover (coloured label strips supplied - white, blue, green, yellow & red)
- Each tray supplied with 2 x long & 2 x short dividers
- Max load per tray 5kg
- Polyurethane ring buffers offer protection to both the trolley & fabric of the building
- 100mm polymer castors, 2 off braking

## Dimensions (w x d x h)

- Overall Dimensions - 1005 x 550 x 993mm
- Plastic Top - 915 x 455 (internal) at height 968mm
- Trays
  - Shallow Tray - 355 x 405 x 100mm (internal)
  - Deep Tray - 355 x 405 x 150mm (internal)

## Standard Colours

- Paint - Grey White

## Options / Accessories

- Locking & Security - page 54
- Overbridge & Tilt Bins - page 60
- Carerail Mounted - page 62
- Castors - page 70
- Trays & Dividers - page 71
- Labels - page 72
- Shelves - page 73



CTPLASM2/10/6S4D

Item	Description	Weight
CTPLASM2/10/6S4D	6 x 100mm, 4 x 150mm Trays	50.6kg
CTPLASM2/10/8S2D	8 x 100mm, 2 x 150mm Trays	49.9kg

# Caretray Trolley - Vaccination

## Features

- Trolleys suitable for use with vaccination
- Quick & easy disassembly, assists thorough & deep cleaning
- Fully welded mild steel frame
- Recyclable polypropylene one-piece top & side panels, smooth surfaces & radiused edges assists cleaning (compatible with steam cleaning)
  - Top Panel - Raised edges on three sides provide defined grab points to act as push handles, whilst an integral rim at the front contains spillages (max load 30kg)
  - Side Panels - Incorporate runners with positive stops preventing trays from being accidentally withdrawn (symmetrical design allows tray insertion from either side)
- Carerails fitted to either side support a wide range of accessories
- Trolley pre-configured with the following accessories...
  - Alcohol Gel Holder
  - Debris Bin & Bracket
  - Glove, Mask Box Holder, One Box
  - Sharps Box Holder
- Translucent, impact-resistant trays & dividers, smooth surfaces & radiused edges assists cleaning (compatible with steam cleaning / high temperature machine washing)
- Trays feature an integral handle with a plastic clip-on label cover (coloured label strips supplied - white, blue, green, yellow & red)
- Each tray supplied with 2 x long & 2 x short dividers
- Max load per tray 5kg
- Polyurethane ring buffers offer protection to both the trolley & fabric of the building
- 100mm polymer castors, 2 off braking

## Dimensions (w x d x h)

- Overall Dimensions - 550 x 550 x 993mm
- Plastic Top - 455 x 455 (internal) at height 968mm
- Trays
  - Shallow Tray - 355 x 405 x 100mm (internal)
  - Deep Tray - 355 x 405 x 150mm (internal)

## Standard Colours

- Paint - Grey White

## Options / Accessories

- Locking & Security - page 54
- Overbridge & Tilt Bins - page 60
- Defibrillator Platform - page 61
- Carerail Mounted - page 62
- Laptop Holders - page 68
- Castors - page 70
- Trays & Dividers - page 71
- Labels - page 72
- Shelves - page 73



CTVACIM1/10/3S2D

Item	Description	Weight
CTVACIM1/10/3S2D	3 x 100mm, 2 x 150mm Trays	32.0kg
CTVACIM1/10/4S1D	4 x 100mm, 1 x 150mm Trays	31.7kg
CTVACIM1/10/6S	6 x 100mm Trays	32.8kg

## Caretray Trolley - Basics

### Features

- Standard level single column easy clean procedure trolleys
- Design allows for the trolley to be upgraded with side panels & trays
- Quick & easy disassembly, assists thorough & deep cleaning
- Fully welded mild steel frame
- Recyclable polypropylene one-piece top...
  - Smooth surfaces & radiused edges to assist cleaning (compatible with steam cleaning)
  - Raised edges on three sides, providing defined grab points to act as push handles whilst an integral rim at the front contains spillages (max load 30kg)
- Solid grade laminate full width shelves, removable & supported on the trolley frame (max load per shelf 5kg)
- Carerails fitted to either side support a wide range of accessories
- Polyurethane ring buffers offer protection to both the trolley & fabric of the building
- 100mm pressed steel castors, 2 off braking

### Dimensions (w x d x h)

- Overall Dimensions - 550 x 550 x 993mm
- Plastic Top - 455 x 455 (internal) at height 968mm
- Full Width Shelves - 420 x 420 (internal) at heights 193 & 554mm

### Standard Colours

- Paint - Spearmint



CTBASIM1/10/1FWS



CTBASIM1/10



CTBASIM1/10/2FWS

Item	Description	Weight
CTBASIM1/10	Top Panel, No Shelves	14.2kg
CTBASIM1/10/1FWS	1 x Full Width Shelf	15.5kg
CTBASIM1/10/2FWS	2 x Full Width Shelves	16.8kg



# Mobile Workstation - Mild Steel, Low Level

## Features

- Recessed liquid retaining top
- Single point locking using a CAM lock (supplied with two keys)
- Anti-tilt mechanism, allows only one drawer to be opened at any one time
- 85, 170 & 255mm deep drawers, fitted on full extension glides (max load 30kg per drawer)
- Low level corner bumpers protect the fabric of the building
- 80mm pressed steel castors, 2 off braking

## Dimensions (w x d x h)

- Overall - 615 x 500 x 810mm
- Drawers - 480 x 375 x 85 / 170 / 255mm (internal)

## Standard Colours

- Paint - Grey White



Low Level Corner Bumpers & Steel Castors with braking



CAM Lock



MW005

Item	Description	Weight
MW005	2 x 85mm, 1 x 170mm, 1 x 255mm Drawers	49.0kg

## Procedure Carts - Polymer, Metro Flexline™

### Features

- Lightweight polymer construction with smooth rounded corners to assist cleaning
- Incorporates Microban™ offering antimicrobial protection
- Upper work surface provides a writing surface / space for preparation work
- Model specific locking
  - CAM Lock (supplied with two keys)
  - Keyless Entry Touch Pad Lock
  - Security Seal Lock (security seal compatible)
- Full extension lightweight polymer drawers, depths 76, 152 & 229mm (max load 7 - 20kg per drawer)
- Two tone colour keyway, drawer handles available in a range of colours
- 127mm polymer castors, 2 off directional & 2 off total lock

### Dimensions (w x d x h)

- Drawers (internal)
  - 76mm - 514 x 432 x 57mm
  - 152mm - 514 x 432 x 133mm
  - 229mm - 514 x 432 x 210mm

### Options / Accessories

- 8FL190 - Drawer Label Holders (x 10)

### Standard Colours

- Body - Light Taupe
- Drawers - Model Dependant



8FLPED1

\*Defibrillator & laptop not included



8FLCOM-LT



Emergency  
8FLCRP4



Paediatric Emergency  
8FLPED1



Treatment  
8FLTMENT2



Laptop  
8FLCOM-LT



Central Line  
8FLCLINE



Critical Care  
8FLCCU1

Item	Description	Overall Dimensions (w x d x h)	Weight
8FLCRP4	Emergency - 3 x 76mm, 2 x 152mm, 1 x 229mm Drawers, Code Blue Handles	1056 x 607 x 1273mm	91.0kg
8FLPED1	Paediatric Emergency - 8 x 76mm, 1 x 152mm Drawers, Coloured Handles	1056 x 607 x 1273mm	91.0kg
8FLTMENT2	Treatment - 2 x 76mm, 2 x 152mm, 1 x 229mm Drawers, Slate Blue Handles	819 x 568 x 1064mm	91.0kg
8FLXCOM-LT	Laptop - 1 x Keyboard Tray, 1 x 76mm, 2 x 152mm, 1 x 229mm Drawers, Slate Blue Handles	819 x 568 x 1064mm	83.0kg
8FLCLINE	Central Line - 3 x 76mm, 2 x 152mm, 1 x 229mm Drawers, Dark Taupe Handles	819 x 568 x 1064mm	91.0kg
8FLCCU1	Critical Care - 3 x 76mm, 2 x 152mm, 1 x 229mm Drawers, Red Handles	840 x 569 x 1807mm	90.0kg

	Emergency 8FLCRP4	Paediatric Emergency 8FLPED1	Treatment 8FLTMENT2	Laptop 8FLXCOM-LT	Central Line 8FLCLINE	Critical Care 8FLCCU1
<b>Locking &amp; Security</b>						
CAM Lock			✓			
Security Seal Lock	✓	✓				
Keyless Entry Touchpad Lock				✓	✓	✓
Drawer Seal Lock Bar		✓				
Plastic Security Seals (x 100)	✓	✓				
<b>Overbridge &amp; Tilt Bins</b>						
Overbridge with Top Shelf & Hanger Rail						✓
Six Compartment Tilt Bins for Overbridge						✓
<b>Defibrillator Platform</b>						
Adjustable Defibrillator Platform	✓	✓				
<b>Drawer Trays &amp; Dividers</b>						
76mm Drawer Divider Kit			2		2	
152 / 229mm Drawer Divider Kit			2		1	
76mm Drawer Divider Tray & Dividers	3					
152mm Drawer Divider Tray & Dividers	2					
<b>Side Bins</b>						
Side Bin, Locking	4				2	4
Side Bin, Non-Locking				3	2	4
<b>Laptop Holders</b>						
Laptop Arm				✓		
<b>Accessories</b>						
Waste Basket (28 Litre)					✓	
Oxygen Cylinder Holder	✓	✓				
Lockable Sharps Container					✓	
Cord Manager	✓					
Hospital Grade 6, Outlet Strip & Holder	✓					
Suction Pump Shelf	✓	✓				
Rear Fitting Backboard	✓	✓				
Pull Out Side Shelf	✓	✓				
Two Hook Infusion Pole	✓	✓				

# Procedure Carts - Polymer, Metro Starsys™

## Features

- Lightweight polymer construction with smooth rounded corners to assist cleaning
- Incorporates Microban® offering antimicrobial protection
- Upper work surface provides a writing surface / space for preparation work
- CAM lock (supplied with two keys)\*
- Full extension lightweight polymer drawers, depths 76, 152 & 229mm (max load 7 - 20kg per drawer)
- Two tone colour keyway, drawer handles available in a range of colours
- 127mm polymer castors, 2 off braking

\*Model specific

## Dimensions (w x d x h)

- Drawers (internal)
  - 76mm - 412 x 400 x 60mm
  - 152mm - 412 x 400 x 136mm
  - 229mm - 412 x 400 x 225mm

## Options / Accessories

- 8XSLABKIT - Drawer / Door Label Holders (x 10)

## Standard Colours

- Body - Light Taupe
- Drawers - Model Dependant



85XRSCCU



85XRSDRS



Anaesthesia  
85XRSANES



Dressing  
85XRSDRS



Trauma  
85XRSTRAMA



Critical Care  
85XRSCCU



Arthroscopic  
85XRARTH



IV Therapy  
85XRSIV



Cast  
85XRSCAST

Item	Description	Overall Dimensions (w x d x h)	Weight
85XRSANES	Anaesthesia - 4 x 152mm, 1 x 229mm Drawers, Dark Taupe Handles, CAM Lock	882 x 633 x 1136mm	104.0kg
85XRSDRS	Dressing - 3 x 76mm, 2 x 152mm, 1 x 229mm Drawers, Dark Taupe Handles, CAM Lock	577 x 633 x 1060mm	83.0kg
85XRSTRAMA	Trauma - 3 x 76mm, 4 x 152mm Drawers, Slate Blue Handles, CAM Lock	882 x 633 x 1136mm	116.0kg
85XRSCCU	Critical Care - 1 x 76mm, 1 x 152mm, 3 x 229mm Drawers, Slate Blue Handles	882 x 633 x 1212mm	107.0kg
85XRARTH	Arthroscopic - 6 x 152mm, 1 x 229mm Drawers, Dark Taupe Handles, CAM Lock	882 x 633 x 1136mm	110.0kg
85XRSIV	IV Therapy - 5 x 76mm, 2 x 229mm Drawers, Green Handles, CAM Lock	882 x 633 x 1136mm	106.0kg
85XRSCAST	Cast - 2 x 76mm, 2 x 152mm, 2 x 229mm Drawers, Slate Blue Handles	882 x 633 x 1212mm	109.0kg

	Anaesthesia 8SXRSA NES	Dressing 8SXRSDRS	Trauma 8SXRSTRAMA	Critical Care 8SXRSCCU	Arthroscopic 8SXR SARTH	IV Therapy 8SXR SIV	Cast 8SXRSCAST
<b>Locking &amp; Security</b>							
CAM Lock	✓	✓	✓		✓	✓	
<b>Overbridge &amp; Accessory Rails</b>							
Overbridge with One Shelf & Accessory Rail			✓	✓			
Overbridge with Two Accessory Rails	✓				✓		✓
<b>Drawer Trays &amp; Dividers</b>							
76mm Drawer Divider Kit			2	1		4	1
<b>Pods &amp; Tilt Bins</b>							
Left Swing Out, 3 x Tilt Bins				✓			✓
Left Swing Out, 3 x Locking Tilt Bins (CAM Lock)						✓	
Left Swing Out Locking, 3 x Locking Tilt Bins (CAM Lock)	✓						
Left Swing Out, Top Locking Tilt Bin (CAM Lock)			✓		✓	✓	
Right Fixed Pod, 1 x Tilt Bin				✓			✓
Right Swing Out					✓		
Right Swing Out Locking, 3 x Locking Tilt Bins (CAM Lock)	✓						
Right Swing Out, Top Locking Tilt Bin (CAM Lock)			✓				
Middle Non-Locking Tilt Bin			✓				
Pod Tray & Dividers			✓	✓	✓	✓	✓
Tilt Bin					✓		
<b>Accessories</b>							
Waste Basket & Holder			✓	✓	✓		✓
Universal Clamp	✓						
Laryngoscope Blade / Specimen Holder	✓						
Half Size Utility Bin (Metal)	✓						
Full Size Utility Bin (Metal)	✓						
Label / Tape Dispenser (x 3)	✓						
Plastic Utility Bins with Clear Covers (x 6)	✓			✓	✓		
Sharps Container Bracket			✓		✓		
Two Hook Infusion Pole			✓			✓	
Wire Basket			✓	✓	✓		✓

# Procedure Carts - Polymer, Metro Basix™

## Features

- Recessed liquid retaining plastic work surface
- Model specific locking
  - CAM Lock (supplied with two keys)
  - Push Button Lock
  - Security Seal Lock (security seal compatible)
- Full extension drawers, depths 76, 152 & 230mm (max load 7 - 24kg per drawer)
- Two tone colour keyway, drawer handles available in a range of colours
- Low level bumpers fitted to Trauma & Anaesthesia models
- 127mm polymer castors, 2 off directional & 2 off total lock

## Dimensions (w x d x h)

- Compact
  - Overall Dimensions - 489 x 470 x 876mm
  - Drawers (internal)
    - 76mm - 381 x 432 x 76mm
    - 152mm - 381 x 432 x 152mm
    - 230mm - 381 x 432 x 230mm
- Trauma / Anaesthesia
  - Overall Dimensions - 762 x 613 x 1440mm
  - Drawers (internal)
    - 76mm - 432 x 565 x 76mm
    - 152mm - 432 x 565 x 152mm
    - 230mm - 432 x 565 x 230mm

## Standard Colours

- Body - Light Taupe
- Drawers - Dark Blue


## Options / Accessories

- 8MBA172 - Label Holders (x 12)



Label Holders

Alternative drawer colours are available. Change suffix 'DB' on the product code with any of the following e.g. - Compact Basix Cart with red drawers 8MBC1210RE



Item	Description	Weight
8MBC1210DB	Compact - 1 x 76mm, 2 x 152mm, 1 x 230mm Drawers	63.0kg
8MBX3210TRAUMADB	Trauma - 3 x 76mm, 2 x 152mm, 1 x 230mm Drawers	78.0kg
8MBX1310ANES4DB	Anaesthesia - 1 x 76mm, 3 x 152mm, 1 x 230mm Drawers	81.0kg



	Compact 8MBC1210DB	Trauma 8MBX3210TRAUMADB	Anaesthesia 8MBX1310ANES4DB
<b>Locking &amp; Security</b>			
CAM Lock	✓		
Push Button Lock			✓
Security Seal Lock		✓	
<b>Overbridge, Shelves, Hangers &amp; Tilt Bins</b>			
Overbridge Hanger Rail		✓	✓
Overbridge Shelf		✓	✓
Tilt Bins, Four Compartment		✓	
Tilt Bins, Five Compartment			✓
<b>Accessories</b>			
Push Handles		✓	
Two Hook Infusion Pole		✓	✓
Side Accessory Bracket			✓
Waste Container			✓
Side Shelf			✓
Glove Box Holder		✓	✓
Sharps Bracket		✓	✓
Side Bins		✓	



8MBC1210YE



8MBX3210TRAUMARE



8MBX1310ANES4BG





Resuscitation Trolleys - Mild Steel	416
Caretray Trolley - Resuscitation	422
Resuscitation Carts - Polymer, Metro Lifeline™	424
Resuscitation Carts - Polymer, Metro Flexline™	426
Airways / Difficult Intubation Trolley - Mild Steel	427
Caretray Trolley - Airways / Difficult Intubation	428

## Resuscitation Trolleys - Mild Steel

### Features

- Popular resuscitation trolley
- Drawer contents are secured when the lower cupboard is closed (security seal compatible)
- Upper drawer supplied with a plastic drawer liner, with dividers
- Recessed liquid retaining stainless steel work surface (usable 630 x 445mm)
- Lift up work flap (usable 305 x 455mm)
- Two hook infusion pole mounted to rear of trolley
- Low level bumper bar
- Push handles one end
- 125mm pressed steel castors

### Dimensions (w x d x h)

- Drawers (internal)
  - 70mm - 600 x 430 x 70mm
  - 96mm - 600 x 430 x 96mm
  - 155mm - 600 x 430 x 155mm
- Lower Cupboard (internal)
  - 625 x 475 x 295mm

### Standard Colours

- Paint - Red
- Lift Up Flap - White



Lift up work flap



WT210

Item	Description	Overall Dimensions (w x d x h)	Weight
WT200	2 x 70mm & 1 x 155mm Deep Drawers, Lower Cupboard	825 x 575 x 999mm	74.0kg
WT210	3 x 96mm Deep Drawers, Lower Cupboard	825 x 575 x 999mm	75.1kg
WT250	4 x 70mm & 1 x 155mm Deep Drawers, Lower Cupboard	825 x 575 x 1165mm	86.0kg



WT250/CYL/D/E  
Shown with optional cylinder holder WT/CYL/D/E

Drop down cupboard door prevents drawers from being opened. Can be secured using security seals.



WT200

## Options / Accessories

### Adjustable Defibrillator Platform

#### Features

- Defibrillator supported on a 365mm wide platform & is held securely in place using a clamp (adjusts using a handwheel 205 - 380mm)
- Platform mounted on an arm that swings 90° from the worksurface & can be locked in position using a tensioning knob (rotates 360°)
- Base of platform sits 150mm above the top of the trolley
- Fitted to the rear left-hand side of the trolley
- Maximum capacity 6kg
- Factory fitted

#### Dimensions (w x d x h)

- Overall Dimensions - 477 x 365 x 642mm (increases overall height by 185mm)

#### Standard Colours

- Paint - Grey White



WT/DEFIB

Item	Description	Weight
WT/DEFIB	Adjustable Defibrillator Platform	5.5kg

### Suction Pump Shelf

#### Features

- Provides an area 415 x 200mm (w x d)
- 30mm upstand at front of shelf
- Floor to base of shelf at height - 260mm
- Corner bumpers offer protection to both the trolley & fabric of the building
- Maximum capacity 15kg
- Factory fitted

#### Dimensions (w x d x h)

- Overall Dimensions - 420 x 205 x 380mm

#### Standard Colours

- Paint - Red



WT/SPS

Item	Description	Weight
WT/SPS	Suction Pump Shelf	5.0kg

### Cardiac Board

#### Features

- Solid polyethylene cardiac board
- Positioned at the rear of the trolley for easy access
- Factory fitted

#### Dimensions (w x d x h)

- Overall Dimensions - 500 x 400 x 17mm



WT/CBOARD

Item	Description	Weight
WT/CBOARD	Cardiac Board	1.5kg

## Cylinder Holders

### Features

- WT/CYL/D/E compatible with AD, CD, D, DD, PD, RD, ZD & E cylinders, max diameter 100mm
- WT/CYL/F compatible with F, LF, VF, HX & ZX cylinders, max diameter 145mm
- Maximum two-cylinder holders per trolley



WT/CYL/F



WT/CYL/D/E

Item	Description	Weight
WT/CYL/D/E	Cylinder Holder - AD, CD, D, DD, PD, RD, ZD & E Size	3.0kg
WT/CYL/F	Cylinder Holder - F, LF, VF, HX & ZX Size	3.4kg

## Drawer Tidy

### Features

- Plastic drawer liner with removable dividers
- One tidy supplied as standard with each trolley



Item	Description	Weight
WT/DT	Drawer Tidy	1.6kg

## Four Gang Socket

### Features

- Switched & fused four gang socket
- Supplied with 3 metres of beige cable & fitted with a UK 3 pin plug
- Fitted to the rear of the trolley, complete with a cleat to secure the cable when not in use
- Factory fitted



Item	Description	Weight
E/SOCKET/4	Four Gang Socket	1.4kg

## Options / Accessories

### Guard Rail

#### Features

- Stainless steel guard rail
- Increases the height of the trolley by 60mm
- Factory fitted



Item	Description	Weight
G/RAIL-C	Guard Rail	1.5kg

### Security Seals

#### Features

- Snap on plastic security
- Pack of 100



Item	Description
2PLCO026	Security Seals

### Heavy Duty Castors

#### Features

- 125mm heavy duty pressed steel castors
- Offers additional cushioning, lowering noise levels
- Factory fitted



Item	Description	Weight
CO12	2 x Braking, 2 x Non-Braking (set of 4)	5.0kg

Other products that you may be interested in...

See Pages 400 & 404

### Procedure Trolleys & Carts - Caretray



CTPLASM2/10/6S4D



CTCRITM1/10/3S2D/EPB

## Caretray Trolley - Resuscitation

### Features

- Trolleys suitable for use with Resuscitation
- Quick & easy disassembly, assists thorough & deep cleaning
- Fully welded mild steel frame
- Recyclable polypropylene one-piece top & side panels, smooth surfaces & radiused edges assists cleaning (compatible with steam cleaning)
  - Top Panel - Raised edges on three sides provide defined grab points to act as push handles, whilst an integral rim at the front contains spillages (max load 30kg)
  - Side Panels - Incorporate runners with positive stops preventing trays from being accidentally withdrawn
- Carerails fitted to either side support a wide range of accessories
- Solid grade laminate door & back panel providing security for the contents of the trays
- Door fitted with a security seal lock (security seal compatible)
- Trolley pre-configured with the following accessories...
  - Cylinder Holder, C/CD/D
  - Glove / Mask Box Holder, One Box
- Translucent, impact-resistant trays & dividers, smooth surfaces & radiused edges assists cleaning (compatible with steam cleaning / high temperature machine washing)
- Trays feature an integral handle with a plastic clip-on label cover (coloured label strips supplied - white, blue, green, yellow & red)
- Each tray supplied with 2 x long & 2 x short dividers
- Max load per tray 5kg
- Polyurethane ring buffers offer protection to both the trolley & fabric of the building
- 100mm polymer castors, 2 off braking

### Dimensions (w x d x h)

- Overall Dimensions - 550 x 550 x 993mm
- Plastic Top - 455 x 455 (internal) at height 968mm
- Trays
  - Shallow Tray - 355 x 405 x 100mm (internal)
  - Deep Tray - 355 x 405 x 150mm (internal)

### Standard Colours

- Paint - Red

### Options / Accessories

- Defibrillator Platform - page 61



CTRESUSM1/10/3S2D/SS

Item	Description	Weight
CTRESUSM1/10/3S2D/SS	3 x 100mm, 2 x 150mm Trays	38.3kg
CTRESUSM1/10/4S1D/SS	4 x 100mm, 1 x 150mm Trays	38.0kg
CTRESUSM1/10/6S/SS	6 x 100mm Trays	39.1kg



## Overbridge

### Features

- Fixes onto the rear uprights of the trolley
- Provides a fixing location for tilt bins (order separately)
- Factory fitted

### Standard Colours

- Paint - Grey White



CTRESUM1/10/3S2D/SS  
Shown with Overbridge & Tilt Bins



Item	Description	Weight
CT/OB/MS	Overbridge, Mild Steel	2.0kg

## Tilt Bins

### Features

- Available with 4, 5 or 6 compartments
- Clear bins provide visible storage & assists organisation
- Bins tilt to 45° allowing easy access of contents, & can be removed to assist refilling / cleaning
- Label holder for easy identification
- Retaining bar secures bins in place, preventing tipping forward during transit
- Supplied with a mild steel mounting

### Dimensions (w x d x h)

#### Compartment Dimensions


- TBIN4/MS - 143 x 127 x 190mm
- TBIN5/MS - 108 x 95 x 146mm
- TBIN6/MS - 89 x 67 x 95mm

### Standard Colours

- Plastic - Grey
- Paint - Grey White



45° Angle Tilt



Label Holder



Top: TBIN6/MS  
Middle: TBIN5/MS  
Bottom: TBIN4/MS

Item	Description	Overall Dimensions (w x d x h)	Weight
TBIN4/MS	Four Compartment	600 x 171 x 207mm	2.3kg
TBIN5/MS	Five Compartment	600 x 135 x 164mm	1.6kg
TBIN6/MS	Six Compartment	600 x 93 x 113mm	0.9kg

## Resuscitation Carts - Polymer, Metro Lifeline™

### Features

- Range of pre-configured emergency carts
- Lightweight polymer construction with smooth rounded corners to assist cleaning
- Incorporates Microban® offering antimicrobial protection
- Single seal mechanism secures the top compartment, drawers & tilt-out side bins (security seal compatible)
- Top storage compartment features a clear removable cover, & provides instant access to first-line equipment
- Defibrillator platform on swing arm adjusts to accommodate various models
- Full extension lightweight polymer drawers, depths 76, 152, 229 & 305mm (max load 7 - 20kg per drawer)
- Ergonomic handle with fifth wheel steering provides maximum control, when attending an emergency situation
- Two tone colour keyway
- 127mm polymer castors, 2 off braking

### Dimensions (w x d x h)

- Drawers (internal)
  - 76mm - 514 x 432 x 76mm
  - 152mm - 514 x 432 x 152mm
  - 229mm - 514 x 432 x 229mm
  - 305mm - 514 x 432 x 305mm

### Standard Colours

- Body - Blue
- Drawers - Light Taupe / Code Blue

### Options / Accessories

- 8FL190 - Drawer Label Holders (x 10)



Drawer Label Holders



8LECCRP4  
(Defibrillator not included)

Item	Description	Overall Dimensions (w x d x h)	Weight
8LECCRP2	1 x 76mm, 3 x 152mm Drawers	965 x 575 x 984mm	84.0kg
8LECCRP3	2 x 76mm, 1 x 152mm, 1 x 229mm Drawers	965 x 575 x 984mm	88.0kg
8LECCRP4	2 x 76mm, 1 x 152mm, 1 x 305mm Drawers	965 x 575 x 1070mm	87.0kg



(Defibrillator not included)



	8LECCRP2	8LECCRP3	8LECCRP4
Top Cavity Tray		✓	
Locking Side Bin (x 3)		✓	✓
Waste Basket (28 Litre)	✓		
Lockable Sharps Container	✓		
Adjustable Defibrillator Platform	✓	✓	✓
Suction Pump Shelf		✓	
Backboard (Front Fitting)		✓	✓
Backboard (Rear Fitting)	✓		
Oxygen Cylinder Holder	✓	✓	✓
Two Hook Infusion Pole	✓	✓	✓
Storage Bin	✓	✓	✓
Plastic Security Seals (x 100)	✓	✓	✓

## Resuscitation Carts - Polymer, Metro Flexline™

### Features

- Lightweight polymer construction with smooth rounded corners to assist cleaning
- Incorporates Microban® offering antimicrobial protection
- Upper work surface provides a writing surface / space for preparation work
- Single seal mechanism secures the drawers (security seal compatible)
- Full extension lightweight polymer drawers, depths 76, 152 & 229mm (max load 7 - 20kg per drawer)
- Two tone colour keyway
- 127mm polymer castors, 2 x directional & 2 x total lock

### Dimensions (w x d x h)

- Overall Dimensions - 819 x 568 x 914mm
- Drawers (internal)
  - 76mm - 514 x 432 x 57mm
  - 152mm - 514 x 432 x 133mm
  - 229mm - 514 x 432 x 210mm

### Standard Colours

- Body - Light Taupe
- Drawers - Light Taupe / Red

### Options / Accessories

- 8FL141 - 76mm Egg Crate Style Drawer Divider Kit (10 x Vertical, 5 x Horizontal)
- 8FL142 - 152mm Egg Crate Style Drawer Divider Kit (10 x Vertical, 5 x Horizontal)
- 8FL190 - Drawer Label Holders (x 10)
- 8FL234 - 100mm Diameter Oxygen Cylinder Holder
- 8FL315 - Two Hook Infusion Pole
- 8LEC320 - Plastic Security Seals (x 100)
- 8LEC304 - Defibrillator Platform



8FL21P3369  
(Fitted with optional two hook infusion pole, oxygen cylinder holder & defibrillator platform. Defibrillator not included)

Item	Description	Weight
8FL21P3369	2 x 76mm, 1 x 152mm, 1 x 229mm Drawers	68.0kg

# Airways / Difficult Intubation Trolley - Mild Steel

## Features

- Recessed liquid retaining top
- Available as non-locking or fitted with a tamper evident panel to secure the contents of the drawers (security seal compatible)
- 135mm deep drawers, fitted on full extension glides (max load 30kg per drawer)
- Carerails fitted to L/H side support a wide range of accessories
- Low level corner bumpers protect the fabric of the building
- 80mm pressed steel castors, 2 off braking

## Dimensions (w x d x h)

- Overall - 615 x 500 x 915mm
- Drawers - 480 x 375 x 135mm (internal)

## Standard Colours

- Paint - White

## Options / Accessories

- Carerail Mounted - page 62



MW015 Tamper Evident Panel



MW010

Item	Description	Weight
MW010	5 x 125mm Drawers, Non-Locking	55.0kg
MW015	5 x 125mm Drawers, Tamper Evident Panel	57.0kg

## Caretray Trolley - Airways / Difficult Intubation

### Features

- Trolleys suitable for use with Airways / Difficult Intubation
- Quick & easy disassembly, assists thorough & deep cleaning
- Fully welded mild steel frame
- Recyclable polypropylene one-piece top & side panels, smooth surfaces & radiused edges assists cleaning (compatible with steam cleaning)
  - Top Panel - Raised edges on three sides provide defined grab points to act as push handles, whilst an integral rim at the front contains spillages (max load 30kg)
  - Side Panels - Incorporate runners with positive stops preventing trays from being accidentally withdrawn
- Carerails fitted to either side support a wide range of accessories
- Solid grade laminate door & back panel providing security for the contents of the trays
- Door fitted with a security seal lock (security seal compatible)
- Trolley pre-configured with the following accessories...
  - Alcohol Gel Holder
  - Airway Tube Holder
  - Glove / Mask Box Holder, One Box
- Translucent, impact-resistant trays & dividers, smooth surfaces & radiused edges assists cleaning (compatible with steam cleaning / high temperature machine washing)
- Trays feature an integral handle with a plastic clip-on label cover (coloured label strips supplied - white, blue, green, yellow & red)
- Each tray supplied with 2 x long & 2 x short dividers
- Max load per tray 5kg
- Polyurethane ring buffers offer protection to both the trolley & fabric of the building
- 100mm polymer castors, 2 off braking

### Dimensions (w x d x h)

- Overall Dimensions - 550 x 550 x 993mm
- Plastic Top - 455 x 455 (internal) at height 968mm
- Trays
  - Shallow Tray - 355 x 405 x 100mm (internal)
  - Deep Tray - 355 x 405 x 150mm (internal)

### Standard Colours

- Paint - Red

Item	Description	Weight
CTAIRWM1/10/3S2D/SS	3 x 100mm, 2 x 150mm Trays	38.6kg
CTAIRWM1/10/4S1D/SS	4 x 100mm, 1 x 150mm Trays	38.3kg
CTAIRWM1/10/6S/SS	6 x 100mm	39.4kg

### Options / Accessories

- Locking & Security - page 54
- Overbridge & Tilt Bins - page 60
- Defibrillator Platform - page 61
- Carerail Mounted - page 62
- Laptop Holders - page 68
- Castors - page 70
- Trays & Dividers - page 71
- Labels - page 72
- Shelves - page 73



CTAIRWM1/10/3S2D/SS

Other products that you may be interested in...

See Pages 408 & 413

## Procedure Trolleys & Carts



# Sackholders & Waste Bins



Removable Body Bins	432
Free Standing Sackholders	437
Fixed Body Plastic Sackholders - Plastic	438
Removable Body Plastic Sackholders - Plastic	439



## Removable Body Bins - 20 / 50 Litre

### Features

- Premium range of removable body bins, fire retardant to HTM83
- Radiused corners to assist cleaning
- Captive drip tray to collect spills
- Positive bag retention through the use of a drop over clamp
- 'Hands free' design with recessed lid discourages opening by hand & encourages use of the pedal
- Stainless steel pedal & linkages
- Plastic feet to keep the unit clear of the floor
- Wheels fitted to rear of bin assist moving when cleaning
- Available with 'Colour Coding' to assist refuse identification (HTM07)
- Choice of construction...
  - Mild steel tubular frame & sheet metal body, painted for extra durability
  - 'Rust Free' stainless steel construction, painted for extra durability
- Silent closing versions are fitted with a gas damper to minimise noise when the lid closes

### Dimensions (w x d x h)

- 20 Litre - 267 x 346 x 552mm
- 50 Litre - 444 x 397 x 551mm

### Standard Colours

- Paint - Grey White



'Rust Free' versions are constructed from painted stainless steel (frame, body & lid)

### 20 Litre

Item	Description	Weight
BR015/WHL	Hands Free	8.5kg
BR020/WHL	Hands Free & Silent Closing	8.5kg
BR030/WHL	Hands Free, Rust Free & Silent Closing	8.5kg



BR015/WHL



Positive bag retention through the use of a drop over clamp



Gas damper used on silent closing bins



Raised flange & recessed lid used on hands free bins



BR045/WHL

Alternative lid colours are available. Change suffix 'WHL' on the product code with any of the following e.g. Removable Body Bin - 50 Litre, Hands free with a green lid - BR045/**GNL**



## 50 Litre

Item	Description	Weight
BR045/WHL	Hands Free	11.5kg
BR050/WHL	Hands Free & Silent Closing	11.5kg
BR060/WHL	Hands Free, Rust Free & Silent Closing	11.5kg

## Removable Body Bins - 75 / 90 Litre

### Features

- Premium range of removable body bins, fire retardant to HTM83
- Radiused corners to assist cleaning
- Captive drip tray to collect spills
- Positive bag retention through the use of a drop over clamp
- 'Hands free' design with recessed lid discourages opening by hand & encourages use of the pedal
- Stainless steel pedal & linkages
- Plastic feet to keep the unit clear of the floor
- Wheels fitted to rear of bin assist moving when cleaning
- Available with 'Colour Coding' to assist refuse identification (HTM07)
- Choice of construction...
  - Mild steel tubular frame & sheet metal body, painted for extra durability
  - 'Rust Free' stainless steel construction, painted for extra durability
- Silent closing versions are fitted with a gas damper to minimise noise when the lid closes

### Dimensions (w x d x h)

- 75 Litre - 444 x 397 x 781mm

### Standard Colours

- Paint - Grey White



'Rust Free' versions are constructed from painted stainless steel (frame, body & lid)



BR075/WHL

Alternative lid colours are available. Change suffix 'WHL' on the product code with any of the following e.g. Removable Body Bin - 75 Litre, Hands free with a yellow lid - BR075/YEL



### 75 / 90 Litre

Item	Description	Weight
BR075/WHL	Hands Free	15.0kg
BR080/WHL	Hands Free & Silent Closing	15.0kg
BR090/WHL	Hands Free, Rust Free & Silent Closing	15.0kg



Positive bag retention through the use of a drop over clamp



Raised flange & recessed lid used on hands free bins



Gas damper used on silent closing bins



BR090/WHL

Other products that you may be interested in...

See Pages 196 - 201

### General Purpose Trolleys



# Free Standing Sackholders - 50 / 75 Litre

## Features

- Captive drip tray to collect spills
- Positive bag retention through the use of an elasticated cord
- Stainless steel pedal & linkages
- Plastic feet to keep the unit clear of the floor
- Wheels fitted to rear of bin assist moving when cleaning
- Available with 'Colour Coding' to assist refuse identification (HTM07)
- Mild steel tubular frame, painted for extra durability

## Dimensions (w x d x h)

- 50 Litre - 442 x 397 x 551mm
- 75 Litre - 442 x 397 x 780mm

## Standard Colours

- Paint - Grey White

Alternative lid colours are available. Change suffix 'WHL' on the product code with any of the following e.g. Free Standing Bag Holder - 50 Litre, Elastic Cord with black lid - BH015/BKL



WHL White  
YEL Yellow  
BKL Black  
ORL Orange  
GNL Green  
YTL Yellow & Black



BH015/WHL



BH030/WHL

Item	Description	Weight
BH015/WHL	Free Standing Sackholder - 50 Litre	7.0kg
BH030/WHL	Free Standing Sackholder - 75 Litre	7.5kg

## Fixed Body Sackholders - Plastic, 20 Litre

### Features

- Meets NHS England 'Managing Healthcare Fire Safety' (HTM-05-01)
- Plastic construction with no metal parts
- Smooth surfaces to assist cleaning
- One-piece plastic lid, available in a range of colours to assist refuse identification (HTM07)
- Soft closing lid
- Bag positively secured using a drop over sack retention ring

### Dimensions (w x d x h)

- Overall Dimensions - 350 x 220 x 660mm

### Standard Colours


- Body - White
- Lid - White

### Options

- Alternative Lid Colours - Black / Orange / Yellow / Yellow & Black
- Moulded-in Graphics - Available on request



Alternative lid colours available. Change suffix 'WH' on the item no. with any of the following, e.g. Fixed Body Sackholder - Plastic, Silent Closing, 20 Litre with a black lid - 5FSH20BL



Item	Description	Weight
5FSH20WH	Fixed Body Sackholder - Plastic, Silent Closing, 20 Litre	3.0kg



# Removable Body Sackholders - Plastic, 42 / 70 Litre

## Features

- Meets NHS England 'Managing Healthcare Fire Safety' (HTM-05-03)
- One-piece removable body
- Plastic construction with no metal parts
- Smooth surfaces to assist cleaning
- One-piece plastic lid, available in a range of colours to assist refuse identification (HTM07)
- Soft operating lid on both opening & closing (moving parts enclosed)
- Recessed drip tray to collect unwanted spills
- Bag positively secured using a drop over sack retention ring
- Non-marking rubber feet prevents the bin from sliding
- Wheels fitted to rear of bin assist moving when cleaning

## Dimensions (w x d x h)

- 42 Litre - 460 x 420 x 580mm
- 70 Litre - 460 x 450 x 790mm

## Standard Colours

- Body - White
- Lid - White

## Options

- Alternative Lid Colours - Black / Orange / Yellow / Yellow & Black
- Moulded In Graphics - Available on request

Alternative lid colours available. Change suffix 'WH' on the item no. with any of the following, e.g. Fixed Body Sackholder - Plastic, Silent Closing, 42 Litre with a black lid - 5FSH20BL



WH White  
BL Black  
OR Orange  
YE Yellow  
YB Yellow & Black



5RSH70WH

5RSH42WH

Item	Description	Weight
5RSH42WH	Removable Body Sackholder - Plastic, Silent Closing, 42 Litre	8.0kg
5RSH70WH	Removable Body Sackholder - Plastic, Silent Closing, 70 Litre	9.0kg

# Seating Solutions

Task Chairs	442
Premium Task Chairs	450
Patient Seating	454
Soft Seating & Reception	478
Functional Seating	490
Technical Seating	502



## Task Chairs - Operator

### Features

- Classic range of task chairs available as...
  - Medium back
  - High back
  - Draughtsman (medium back)
- Two lever mechanism
  - Seat height (pneumatic)
  - Back angle, locked or in dynamic free float
- Handwheel back height adjustment
- Fixed ring or height adjustable arms
- Vinyl or fabric upholstery
  - Vinyl - Fire retardant & antimicrobial
  - Fabric - Fire retardant
- Black polypropylene five-star base
- Medium & high back chairs fitted with non-braking castors
- Draughtsman chairs have a medium back, foot ring & glides
- Maximum capacity 150kg



5TC/OPM/FAC

Replace suffix on the product code with any of the following to select your colour e.g. Medium Back Chair in Aztec Fabric - 5TC/OPM/**FAC**

### Vinyl - Camira Vita



VVMA VVWL VVTO VVSL VVOL VVNR VVAO VVEO VVPK VVRT

### Fabric - Camira Advantage



FRD FCT FAC FKR FGE FBK



5TC/OPH/VVMA



STC/OPH/AA/FBK



STC/OPD/VVNR



STC/OPD/A/VVMA

Item	Description	Seat Height	Back Height	Seat Width	Overall Width	Seat Depth	Weight
STC/OPM	Operator, Medium Back	440 - 550mm	430mm	455mm	455mm	440mm	10.0kg
STC/OPM/A	Operator, Medium Back, Ring Arms	440 - 550mm	430mm	455mm	555mm	440mm	12.0kg
STC/OPM/AA	Operator, Medium Back, Adjustable Arms	440 - 550mm	430mm	455mm	640mm	440mm	13.0kg
STC/OPH	Operator, High Back	440 - 550mm	520mm	455mm	455mm	440mm	11.0kg
STC/OPH/A	Operator, High Back, Ring Arms	440 - 550mm	520mm	455mm	555mm	440mm	13.0kg
STC/OPH/AA	Operator, High Back, Adjustable Arms	440 - 550mm	520mm	455mm	640mm	440mm	14.0kg
STC/OPD	Operator, Draughtsman	500 - 690mm	430mm	455mm	455mm	440mm	12.0kg
STC/OPD/A	Operator, Draughtsman, Ring Arms	500 - 690mm	430mm	455mm	555mm	440mm	14.0kg
STC/OPD/AA	Operator, Draughtsman, Adjustable Arms	500 - 690mm	430mm	455mm	640mm	440mm	15.0kg

## Task Chairs - Mesh

### Features

- Adjustable task chair that is designed to keep you cool
- Ergonomic high tenacity black mesh back for comfort & air circulation
- Large, deep cushioned seat
- Two lever mechanism
  - Seat height (pneumatic)
  - Back angle, locked or in dynamic free float
- Height adjustable arms
- Vinyl or fabric upholstery
  - Vinyl - Fire retardant & antimicrobial
  - Fabric - Fire retardant
- Black polypropylene five-star base
- Non-braking castors
- Maximum capacity 150kg



5TC/MEH/AA/FCT

Replace suffix on the product code with any of the following to select your colour e.g. High Back Chair in Cobalt Fabric - 5TC/MEH/FCT

### Vinyl - Camira Vita



VVMA VVWL VVTO VVSL VVOL VVNR VVAO VVEO VVPK VVRT

### Fabric - Camira Advantage



FRD FCT FAC FKR FGE FBK

Item	Description	Seat Height	Back Height	Seat Width	Overall Width	Seat Depth	Weight
5TC/MEH	Mesh, High Back	450 - 560mm	510mm	510mm	510mm	480mm	11.0kg
5TC/MEH/AA	Mesh, High Back, Adjustable Arms	450 - 560mm	510mm	510mm	680mm	480mm	12.0kg



5TC/MEH/AA/VVNR



5TC/MEH/VVMA

## Task Chairs - Consort

### Features

- Supremely comfortable range of operator chairs, featuring distinctive styling
- Large, deep cushioned seat & back
- Two lever mechanism
  - Seat height (pneumatic)
  - Back angle, locked or in dynamic free float
- Ratchet back height adjustment
- Height adjustable arms
- Vinyl or fabric upholstery
  - Vinyl - Fire retardant & antimicrobial
  - Fabric - Fire retardant
- Black polypropylene five-star base
- Non-braking castors
- Maximum capacity 150kg



5TC/COH/AA/FCT

Replace suffix on the product code with any of the following to select your colour e.g. High Back Chair in Marina Vinyl  
- 5TC/COH/**VVMA**

### Vinyl - Camira Vita



VVMA VVWL VVTO VVSL VVOL VVNR VVAO VVEO VVPK VVRT

### Fabric - Camira Advantage



FRD FCT FAC FKR FGE FBK

Item	Description	Seat Height	Back Height	Seat Width	Overall Width	Seat Depth	Weight
5TC/COH	Consort, High Back	450 - 560mm	480mm	510mm	510mm	480mm	11.0kg
5TC/COH/AA	Consort, High Back, Adjustable Arms	450 - 560mm	480mm	510mm	670mm	480mm	14.0kg





5TC/COH/FKR



5TC/COH/AA/VVPK

## Task Chairs - Ergo

### Features

- BS 5459: Part 2: 2000. Specification for performance requirements & tests for office furniture. Office pedestal seating for use by persons weighing up to 150kg & for use up to 24 hours a day
- Tested to Level S, severe use
- Ergonomically designed for heavy duty use
- Extra-large seat & back
- Seat slider to allow horizontal adjustment of the seat depth
- Inflatable lumbar support
- Three lever mechanism
  - Seat height (pneumatic)
  - Seat angle
  - Back angle, locked or in dynamic free float
- Ratchet back height adjustment
- Tension control to adjust for variation in user weight
- Height adjustable arms
- Vinyl or fabric upholstery
  - Vinyl - Fire retardant & antimicrobial
  - Fabric - Fire retardant
- Black polypropylene five-star base
- Non-braking castors
- Maximum capacity 150kg

Replace suffix on the product code with any of the following to select your colour e.g. High Back Chair in Kingfisher Fabric - STC/ERH/AA/**FKR**

### Vinyl - Camira Vita



VVMA VVWL VVTO VVSL VVOL VVNR VVAO VVEO VVPK VVRT

### Fabric - Camira Advantage



FRD FCT FAC FKR FGE FBK



STC/ERH/AA/H/FKR

Item	Description	Seat Height	Back Height	Seat Width	Overall Width	Seat Depth	Weight
STC/ERH/AA	Ergo, High Back, Adjustable Arms	480 - 590mm	560mm	530mm	650mm	500mm	21.0kg
STC/ERH/AA/H	Ergo, High Back, Adjustable Arms, Headrest	480 - 590mm	740mm	530mm	650mm	500mm	22.0kg



5TC/ERH/AA/FBK



5TC/ERH/AA/VVMA

## Premium Task Chairs - Executive

### Features

- Elegantly designed executive chairs
- Deeply contoured back for added support
- Large, deep cushioned seat
- Raised rear seat edge for lower back support
- Inflatable lumbar support
- Three lever mechanism
  - Seat height (pneumatic)
  - Seat angle
  - Back angle, locked or in dynamic free float
- Easy lift back height adjustment
- Height adjustable arms
- Vinyl or fabric upholstery
  - Vinyl - Fire retardant & antimicrobial
  - Fabric - Fire retardant
- Black polypropylene five-star base
- Non-braking castors
- Maximum capacity 150kg


Replace suffix on the product code with any of the following to select your colour e.g. High Back Chair in Cobalt Fabric  
- SPTC/EXH/**FCT**

### Vinyl - Camira Vita



VVMA VVWL VVTO VVSL VVOL VVNR VVAO VVEO VVPK VVRT

### Fabric - Camira Advantage



FRD FCT FAC FKR FGE FBK



SPTC/EXH/FGE

Item	Description	Seat Height	Back Height	Seat Width	Overall Width	Seat Depth	Weight
SPTC/EXH	Executive, High Back	460 - 560mm	555mm	530mm	530mm	500mm	20.0kg
SPTC/EXH/AA	Executive, High Back, Adjustable Arms	460 - 560mm	555mm	530mm	660mm	500mm	21.0kg



5PTC/EXH/VVMA



5PTC/EXH/AA/FBK

## Premium Task Chairs - Posture Plus

### Features

- Designed to promote long-term spinal health & reduce the likelihood of back problems associated with long periods spent sitting down
- Memory foam seat & back
- Heavy duty synchronised mechanism, plus independent back angle adjustment
- Seat depth adjustment
- Inflatable lumbar support
- Easy lift, back height adjustment
- Side tension adjuster
- Width & height adjustable arms
- Multi-adjustable headrest
- Vinyl or fabric upholstery
  - Vinyl - Fire retardant & antimicrobial
  - Fabric - Fire retardant
- Aluminium five-star base
- Non-braking castors
- Maximum capacity 190kg

Replace suffix on the product code with any of the following to select your colour e.g. High Back Chair in Cobalt Fabric  
- SPTC/POH/AA/**FCT**

### Vinyl - Camira Vita



### Fabric - Camira Advantage



SPTC/POH/AA/FCT

Item	Description	Seat Height	Back Height	Seat Width	Overall Width	Seat Depth	Weight
SPTC/POH/AA	Posture Plus, High Back, Adjustable Arms	480-570mm	580mm	490mm	660mm	470mm	23.0kg
SPTC/POH/AA/H	Posture Plus, High Back, Adjustable Arms, Headrest	480-570mm	580mm	490mm	660mm	470mm	24.0kg



SPTC/POH/AA/H/FBK



SPTC/POH/AA/H/FCT

## Patient Seating - Alderbury, Low Back Chair

### Features

- BS EN 16139: 2013 Level 2. Furniture. Strength, durability & safety. Requirements for non-domestic seating
- Ergonomic design to ensure correct posture
- Handgrips assist positioning from standing & seated positions
- Solid beech frame (PEFC accredited)
- Mortice & tenon joint construction, glued & pinned
- Frame finished with anti-bacterial varnish
- Plastic glides fitted to chair legs
- Contoured seat & back, seat section fixed
- Hygiene gap prevents the trapping of dirt & bacteria between the seat & back, provides access for cleaning
- Fire retardant foam (BS 5852: Part 2: 1982)
- Upholstered with fire retardant & antimicrobial vinyl
- Maximum capacity 160kg

### Standard Colours

- Vinyl - Delft

### Dimensions (w x d x h)

- Overall - 580 x 540 x 890mm
- Seat - 470 x 430 at Height 470mm
- Width Between Arms - 470mm
- Arm Height - 655mm

Alternative colours available at additional cost. Change suffix 'VVDEL' on the product code with any of the following e.g. Alderbury, Low Back Chair in Turkis - 5ND/LC/ALDE/VVTUR

### Vinyl - Spradling Valencia C5



VVDEL VVTUR VVROT VVLC

5ND/LC/ALDE/VVDEL



Item	Description	Weight
5ND/LC/ALDE/VVDEL	Alderbury, Low Back Chair, Fixed Seat, Delft	8.2kg



# Patient Seating - Alderbury, Medium & High Back Armchairs



## Features

- BS EN 16139: 2013 Level 2. Furniture. Strength, durability & safety. Requirements for non-domestic seating
- Ergonomic design to ensure correct posture
- Handgrips assist positioning from standing & seated positions
- Solid beech frame (PEFC accredited)
- Mortice & tenon joint construction, glued & pinned
- Frame finished with anti-bacterial varnish
- Plastic glides fitted to chair legs
- Contoured seat & back
  - Fixed - Seat is fixed to the frame
  - Removable - Seat can be removed to assist cleaning (smooth vinyl upholstered underside) & is reversible to allow the seat section to be repositioned to provide additional clearance at the front of the chair
- Hygiene gap prevents the trapping of dirt & bacteria between the seat & back, provides access for cleaning
- Fire retardant foam (BS 5852: Part 2: 1982)
- Upholstered with fire retardant & antimicrobial vinyl
- Maximum capacity 160kg

## Dimensions (w x d x h)

- Medium Back - 660 x 650 x 1000mm
- High Back - 660 x 650 x 1195mm
- Seat - 450 x 435/475\* at Height 500mm
- Width Between Arms - 530mm
- Arm Height - 655mm

\*Seat depth can be altered by repositioning the removable seat pad



Optional house keeping wheels assist movement of the chair during cleaning

## Standard Colours

- Vinyl - Delft

## Options

- HW - Housekeeping Wheels

Alternative colours available at additional cost. Change suffix 'VVDEL' on the product code with any of the following e.g. Alderbury, High Back Armchair, Removable & Reversible Seat in Turkis - SND/HAR/ALDE/VVTUR

## Vinyl - Spradling Valencia C5



VVDEL VVTUR VVROT VVLIC



Item	Description	Weight
<b>Medium Back</b>		
SND/MAF/ALDE/VVDEL	Alderbury, Medium Back Chair, Fixed Seat, Delft	13.6kg
SND/MAR/ALDE/VVDEL	Alderbury, Medium Back Chair, Removable Seat, Delft	13.6kg
<b>High Back</b>		
SND/HAF/ALDE/VVDEL	Alderbury, High Back Chair, Fixed Seat, Delft	14.4kg
SND/HAR/ALDE/VVDEL	Alderbury, High Back Chair, Removable Seat, Delft	14.4kg

## Patient Seating - Clifton, Fixed & Reclining Armchair

### Features

- Available as either fixed or reclining...
  - Fixed - Backrest & seat are fixed to the frame
  - Reclining - Uses a manual mechanism that allows the backrest, seat & leg rest to simultaneously tilt (tilt in space).
  - Vinyl links the seat to the footrest (continuous foot seat)
- Contoured seat & back, with optional headrests & wings
- Handgrips assist positioning from standing & seated positions
- Solid beech frame (PEFC accredited)
- Frame finished with anti-bacterial varnish
- Plastic glides fitted to chair legs
- Fire retardant foam (BS 5852: Part 2: 1982)
- Upholstered with fire retardant & antimicrobial vinyl
- Maximum capacity 120kg

### Dimensions (w x d x h)

- Overall - 630 x 770 x 1140mm
- Seat - 490 x 500 at Height 460mm
- Width Between Arms - 520mm
- Arm Height - 635mm

### Options

- Headrests - Adjustable
- Braking Castors - Transfer Package



5ND/FA/CLIF/VVDEL



5ND/FA/CLIF/VVDEL

Item	Description	Weight
5ND/FA/CLIF/VVDEL	Clifton, Fixed Armchair	17.0kg
5ND/RA/CLIF/VVDEL	Clifton, Manual Reclining Armchair	25.0kg

## Patient Seating - Clifton, Fixed & Reclining Armchair



Optional Headrest



Shown with optional headrest  
5ND/RA/CLIF/VVDEL



Shown with optional headrest  
5ND/RA/CLIF/VVDEL

## Patient Seating - Bariatric, Wooden Frame

### Features


- Built to withstand heavy use
- Solid beech frame, finished with antibacterial lacquer
- Extra deep, contoured foam
- Vinyl or fabric upholstery
  - Vinyl - Fire retardant & antimicrobial
  - Fabric - Fire retardant
- Maximum capacity 315kg



5PS/B/WF/VVPK

Replace suffix on the product code with any of the following to select your colour e.g. Bariatric Chair in Seal Vinyl - 5PS/B/WF/VVSL

### Vinyl - Camira Vita



VVMA VVWL VVTO VVSL VVOL VVNR VVAO VVEO VVPK VVRT

### Fabric - Camira Advantage



FRD FCT FAC FKR FGE FBK

Item	Description	Seat Height	Back Height	Seat Width	Overall Width	Seat Depth	Overall Depth	Weight
5PS/B/WF	Bariatric, Wooden Frame	490mm	440mm	680mm	850mm	550mm	580mm	16.0kg

# Patient Seating - Bariatric, Steel Frame

## Features

- BS EN 16139:2013 test level 2 & BS EN 1728:2012 for loads up to 317.5kg
- Built to withstand heavy use
- Black epoxy polyester frame coating
- Oversized, rectangular section tube
- Extra deep, contoured foam
- Vinyl or fabric upholstery
  - Vinyl - Fire retardant & antimicrobial
  - Fabric - Fire retardant
- Solid beech arm, finished with antibacterial lacquer
- Maximum capacity 317.5kg



5PS/B/SF/FCT

Replace suffix on the product code with any of the following to select your colour e.g. Bariatric Chair in Seal Vinyl - 5PS/B/SF/VVSL

### Vinyl - Camira Vita



VVMA VVWL VVTO VVSL VVOL VVNR VVAO VVEO VVPK VVRT

### Fabric - Camira Advantage



FRD FCT FAC FKR FGE FBK

Item	Description	Seat Height	Back Height	Seat Width	Overall Width	Seat Depth	Overall Depth	Weight
5PS/B/SF	Bariatric, Steel Frame	440mm	450mm	720mm	850mm	460mm	660mm	18.0kg

## Patient Seating - Shapwick, Reclining Armchair

### Features

- Available as either manual or electric operation
  - Manual - Tilt in space recliner
  - Electric - Single tilt in space reclining only or single tilt in space reclining with rise function
- Manual chairs use a smooth easy to use push operation
- Electric chairs are fitted with a mains powered actuator (230V ~, 50/60Hz) fitted with a UK 3 pin plug & supplied with a handset
- Optional AccuPack system allows the chair to be used without being connected to an electrical supply (average of 100 cycles based on a 24hr charge)
- Upholstered with either
  - Flame retardant antimicrobial vinyl throughout
  - A combination of flame retardant antimicrobial vinyl & vapour permeable (VP) multiway stretch fabric. VP fabric applied to seat & back sections
- Easiform reflex foam provides comfort when sitting (fixed seat)
- Foam leg rest
- 4 x 50mm swivel braking castors
- Maximum capacity 127kg

### Dimensions (w x d x h)

- Overall Dimensions - 737 x 902 x 1130mm
- Seat - 510 x 510mm at Height 460mm

### Standard Colours

- Vinyl - Delft
- VP Fabric - Navy Blue

### Options

- Seat Pressure Management - Coolform, Viscoform, Liquiform, Celliform
- Headrests - Head Pillow, Head Roll, Small Profile, Large Profile, Midline
- Full Length Arm Caps - Positioned over the arm rests
- AccuPack System - Allows mains free chair movements



5RE/RAM/SHAP/VVDEL

Item	Description	Weight
5RE/RAM/SHAP/VVDEL	Shapwick, Reclining Armchair, Manual, Delft	41.0kg
5RE/RAE/SHAP/VVDEL	Shapwick, Reclining Armchair, Electric, Delft	55.0kg
5RE/RRAE/SHAP/VVDEL	Shapwick, Rise & Reclining Armchair, Electric, Delft	57.0kg



- Delivery to Chosen Location
- Unwrapping & Removal of Packaging
- Product Positioning & Set-Up
- Full Demonstration of Use to Staff



5RE/RAM/SHAP/VVROT/VPBL



5RE/RRAE/SHAP/VVDEL

Alternative colours available at additional cost.

Change vinyl suffix 'VVDEL' then change VP fabric suffix 'VPNB' e.g. Shapwick, Reclining Armchair, Electric in Olive Vinyl & Green Vapour Permeable (VP) Multi-Way Stretch Fabric - 5RE/RAE/SHAP/VVOLI/VPGR

### Vinyl - Spradling Valencia C5



VVDEL VPPER VVOLI VVBER VVBAL VVTUR VVROT VVLIC VVSCH

### Fabric - VP Multi-Way Stretch



VPNB VPBE VPGY VPBL VPBU VPGR

Item	Description	Weight
5RE/RAM/SHAP/VVDEL/VPNB	Shapwick, Reclining Armchair, Manual, Delft	41.0kg
5RE/RAE/SHAP/VVDEL/VPNB	Shapwick, Reclining Armchair, Electric, Delft	55.0kg
5RE/RRAE/SHAP/VVDEL/VPNB	Shapwick, Rise & Reclining Armchair, Electric, Delft	57.0kg

## Patient Seating - Alweston, Reclining Armchair, Wide Arm

### Features

- Ideal for use in oncology, dialysis or haematology for intravenous cannulation, where a patient may be seated for a prolonged period of time, or alternatively in recovery following minor treatment
- Wide supportive cushioned arm (150mm)
- Available as either manual or electric operation
  - Manual - Tilt in space recliner
  - Electric - Single tilt in space reclining only, or single tilt in space reclining with rise function
- Manual chairs use a smooth easy to use push operation
- Electric chairs are fitted with a mains powered actuator (230V ~, 50/60Hz) fitted with a UK 3 pin plug & supplied with a handset
- Optional AccuPack system allows the chair to be used without being connected to an electrical supply (average of 100 cycles based on a 24hr charge)
- Upholstered with either
  - Flame retardant antimicrobial vinyl throughout
  - A combination of flame retardant antimicrobial vinyl & vapour permeable (VP) multiway stretch fabric. VP fabric applied to seat & back sections
- Easiform reflex foam provides comfort when sitting (fixed seat)
- Foam leg rest
- 4 x 50mm swivel braking castors
- Maximum capacity 127kg

### Dimensions (w x d x h)

- Overall Dimensions - 737 x 902 x 1130mm
- Seat - 510 x 510mm at Height 460mm

### Standard Colours

- Vinyl - Delft
- VP Fabric - Navy Blue

### Options

- Seat Pressure Management - Coolform, Viscoform, Liquiform, Celliform
- Headrests - Head Pillow, Head Roll, Small Profile, Large Profile, Midline
- Table with Wireless Charging
- AccuPack System - Allows mains free chair movements
- USB Charging Socket - Located on outside of arm
- Pocket - Positioned on the right-hand side of the chair



5RE/RAE/ALWE/VVDEL  
(Fitted with optional pocket)

Item	Description	Weight
5RE/RAM/ALWE/VVDEL	Alweston, Reclining Armchair, Wide Arm, Manual	41.0kg
5RE/RAE/ALWE/VVDEL	Alweston, Reclining Armchair, Wide Arm, Electric	55.0kg
5RE/RRAE/ALWE/VVDEL	Alweston, Rise & Reclining Armchair, Wide Arm, Electric	57.0kg





- Delivery to Chosen Location
- Unwrapping & Removal of Packaging
- Product Positioning & Set-Up
- Full Demonstration of Use to Staff



5RE/RAE/ALWE/VVLEI/VPBE  
(Fitted with optional pocket)



5RE/RAE/ALWE/VVBAL/VPGY

Alternative colours available at additional cost. Change vinyl suffix 'VVDEL' then change VP fabric suffix 'VPNB' e.g. Ashington, Reclining Armchair, Waterfall Back, Wide Arm, Electric in Olive Vinyl & Green VP Multi-Way Stretch Fabric - 5RE/RAE/ASHI/VVOLI/VPGR

### Vinyl - Spradling Valencia C5



VVDEL VVPER VVOLI VVBER VVBAL VVTUR VVROT VVLIC VVSCH

### Fabric - VP Multi-Way Stretch



VPNB VPBE VPGY VPBL VPBU VPGR

Item	Description	Weight
5RE/RAM/ALWE/VVDEL/VPNB	Alweston, Reclining Armchair, Wide Arm, Manual	41.0kg
5RE/RAE/ALWE/VVDEL/VPNB	Alweston, Reclining Armchair, Wide Arm, Electric	55.0kg
5RE/RAE/ALWE/VVDEL/VPNB	Alweston, Rise & Reclining Armchair, Wide Arm, Electric	57.0kg

## Patient Seating - Twyford, Reclining Armchair, Waterfall Back

### Features

- Available as either manual or electric operation
  - Manual - Tilt in space recliner
  - Electric - Single tilt in space reclining only or single tilt in space reclining with rise function
- Manual chairs use a smooth easy to use push operation
- Electric chairs are fitted with a mains powered actuator (230V ~, 50/60Hz) fitted with a UK 3 pin plug & supplied with a handset
- Optional AccuPack system allows the chair to be used without being connected to an electrical supply (average of 100 cycles based on a 24hr charge)
- Upholstered with either
  - Flame retardant antimicrobial vinyl throughout
  - A combination of flame retardant antimicrobial vinyl & vapour permeable (VP) multiway stretch fabric. VP fabric applied to seat & back sections
- Easiform reflex foam provides comfort when sitting (fixed seat)
- Foam leg rest
- Fixed deep padded waterfall back
- 2 x 50mm swivel braking castors
- Maximum capacity 127kg

### Dimensions (w x d x h)

- Overall Dimensions - 765 x 865 x 1145mm
- Seat - 520 x 510mm at Height 482mm

### Options

- Seat Pressure Management - Coolform, Viscoform, Liquiform
- Headrests - Head Pillow, Head Roll, Small Profile, Large Profile, Midline
- Full Length Arm Caps - Positioned over the arm rests
- AccuPack System - Allows mains free chair movements

### Standard Colours

- Vinyl - Delft
- VP Fabric - Navy Blue



SRE/RRAE/TWYF/VVDEL

Item	Description	Weight
5RE/RAM/TWYF/VVDEL	Twyford, Reclining Armchair, Waterfall Back, Manual	43.0kg
5RE/RAE/TWYF/VVDEL	Twyford, Reclining Armchair, Waterfall Back, Electric	57.0kg
5RE/RRAE/TWYF/VVDEL	Twyford, Rise & Recline Armchair, Waterfall Back, Electric	59.0kg



- Delivery to Chosen Location
- Unwrapping & Removal of Packaging
- Product Positioning & Set-Up
- Full Demonstration of Use to Staff



5RE/RAM/TWYF/VVMEL/VPGR

Alternative colours available at additional cost.

Change vinyl suffix 'VVDEL' then change VP fabric suffix 'VPNB' e.g. Twyford, Reclining Armchair, Electric in Olive Vinyl & Green Vapour Permeable (VP) Multi-Way Stretch Fabric - 5RE/RAE/TWYF/VVOLI/VPGR

### Vinyl - Spradling Valencia C5



VVDEL VPPER VVOLI VVBER VVBAL VVTUR VVROT VVLIC VVSCH

### Fabric - VP Multi-Way Stretch



VPNB VPBE VPGY VPBL VPBU VPGR



5RE/RRAE/TWYF/VVLIC/VPBU

Item	Description	Weight
5RE/RAM/TWYF/VVDEL/VPNB	Twyford, Reclining Armchair, Waterfall Back, Manual	43.0kg
5RE/RAE/TWYF/VVDEL/VPNB	Twyford, Reclining Armchair, Waterfall Back, Electric	57.0kg
5RE/RRAE/TWYF/VVDEL/VPNB	Twyford, Rise & Recline Armchair, Waterfall Back, Electric	59.0kg

## Patient Seating - Ashington, Reclining Armchair, Waterfall Back, Wide Arm

### Features

- Ideal for use in oncology, dialysis or haematology for intravenous cannulation, where a patient may be seated for a prolonged period of time, or alternatively in recovery following minor treatment
- Wide supportive cushioned arm (150mm)
- Available as either manual or electric operation
  - Manual - Tilt in space recliner
  - Electric - Single tilt in space reclining only, or single tilt in space reclining with rise function
- Manual chairs use a smooth easy to use push operation
- Electric chairs are fitted with a mains powered actuator (230V ~, 50/60Hz) fitted with a UK 3 pin plug & supplied with a handset
- Optional AccuPack system allows the chair to be used without being connected to an electrical supply (average of 100 cycles based on a 24hr charge)
- Upholstered with either
  - Flame retardant antimicrobial vinyl throughout
  - A combination of flame retardant antimicrobial vinyl & vapour permeable (VP) multiway stretch fabric. VP fabric applied to seat & back sections
- Easiform reflex foam provides comfort when sitting (fixed seat)
- Foam leg rest
- Fixed deep padded waterfall back
- 2 x 50mm swivel braking castors
- Maximum capacity 127kg

### Dimensions (w x d x h)

- Overall Dimensions - 765 x 865 x 1145mm
- Seat - 520 x 510mm at Height 482mm

### Standard Colours

- Vinyl - Delft
- VP Fabric - Navy Blue

### Options

- Seat Pressure Management - Coolform, Viscoform, Liquiform
- Headrests - Head Pillow, Head Roll, Small Profile, Large Profile, Midline
- Table with Wireless Charging
- AccuPack System - Allows mains free chair movements
- USB Charging Socket - Located on outside of arm
- Pocket - Positioned on the right-hand side of the chair



5RE/RAE/ASHI/VVDEL  
(Fitted with optional pocket)

Item	Description	Weight
5RE/RAM/ASHI/VVDEL	Ashington, Reclining Armchair, Waterfall Back, Wide Arm, Manual	43.0kg
5RE/RAE/ASHI/VVDEL	Ashington, Reclining Armchair, Waterfall Back, Wide Arm, Electric	57.0kg
5RE/RRAE/ASHI/VVDEL	Ashington, Rise & Recline Armchair, Waterfall Back, Wide Arm, Electric	59.0kg



- Delivery to Chosen Location
- Unwrapping & Removal of Packaging
- Product Positioning & Set-Up
- Full Demonstration of Use to Staff



5RE/RAE/ASHI/VVSCH/VPGY  
(Fitted with optional pocket)



5RE/RAE/ASHI/VVROT/VPNB

Alternative colours available at additional cost.

Change vinyl suffix 'VVDEL' then change VP fabric suffix 'VPNB' e.g. Alveston, Reclining Armchair, Wide Arm, Electric in Olive Vinyl & Green Vapour Permeable VP Multi-Way Stretch Fabric - 5RE/RAE/ALWE/VVOLI/VPGR

### Vinyl - Spradling Valencia C5



VVDEL VPPER VVOLI VVBER VVBAL VVTUR VVROT VVLIC VVSCH

### Fabric - VP Multi-Way Stretch



VPNB VPBE VPGY VPBL VPBU VPGR

Item	Description	Weight
5RE/RAM/ASHI/VVDEL/VPNB	Ashington, Reclining Armchair, Waterfall Back, Wide Arm, Manual	43.0kg
5RE/RAE/ASHI/VVDEL/VPNB	Ashington, Reclining Armchair, Waterfall Back, Wide Arm, Electric	57.0kg
5RE/RAE/ASHI/VVDEL/VPNB	Ashington, Rise & Recline Armchair, Waterfall Back, Wide Arm, Electric	59.0kg

## Patient Seating - Hadleigh, Reclining Armchair, Waterfall Back, Bariatric



### Features

- Specifically designed for comfort & pressure management control
- Dual standard rise & recliner, provides a full range of posture positive recline positions as well as support to a standing position
- Mains powered actuator (230V ~, 50/60Hz) fitted with a UK 3 pin plug & supplied with a handset
- Upholstered with a combination of flame retardant antimicrobial vinyl & vapour permeable (VP) multiway stretch fabric. VP fabric applied to seat & back sections
- Easiform reflex foam provides comfort when sitting
- Seat & leg sections generously padded with memory foam & fitted with a removable cover
- Separate waterfall back cushions can be individually repositioned & adjusted for comfort & support
- Back blockers provided for additional lumbar support
- Flat wide arms for deep comfort & support
- Loop for handset & deep side pocket
- Heavy duty glides
- Maximum capacity 254kg

### Dimensions (w x d x h)

- Chair - 1000 / 1100 x 940 x 1145mm
- Seat - 610 / 710mm x 510 x 460mm

### Standard Colours

- Vinyl - Delft
- VP Fabric - Navy Blue

### Options

- Seat Pressure Management - Coolform, Viscoform
- Headrests - Head Pillow, Head Roll, Small Profile, Large Profile, Midline
- USB Charging Socket - Located on outside of arm
- Full Length Arm Caps - Positioned over the arm rests



5RE/RRAE/HADL610/VVDEL/VPNB

Item	Description	Weight
5RE/RRAE/HADL610/VVDEL/VPNB	Hadleigh, Rise & Reclining Armchair, Waterfall Back, Bariatric, Electric, 610mm	88.0kg
5RE/RRAE/HADL710/VVDEL/VPNB	Hadleigh, Rise & Reclining Armchair, Waterfall Back, Bariatric, Electric, 710mm	88.0kg



- Delivery to Chosen Location
- Unwrapping & Removal of Packaging
- Product Positioning & Set-Up
- Full Demonstration of Use to Staff



5RE/RRAE/HADL610/VVOLI/VPGR



5RE/RRAE/HADL610/VVROT/VPBU

Alternative colours available at additional cost. Change vinyl suffix 'VVDEL' then change VP fabric suffix 'VPNB' e.g. Hadleigh, Rise & Reclining Armchair, Waterfall Back, Bariatric, Electric, 710mm in Olive Vinyl & Green VP Multi-Way Stretch Fabric - 5RE/RRAE/HADL710/VVOLI/VPGR

### Vinyl - Spradling Valencia C5



VVDEL VVPER VVOLI VVBER VVBAL VVTUR VVROT VVLIC VVSCH

### Fabric - VP Multi-Way Stretch



VPNB VPBE VPGY VPBL VPBU VPGR

## Patient Seating - Bathampton, Reclining Porters Armchair, Waterfall Back



### Features

- Single tilt in space recliner, provides a full range of posture positive recline positions
- Mains powered actuator (230V ~, 50/60Hz) fitted with a UK 3 pin plug & supplied with a handset (positioned at rear of chair / optional side of chair)
- Optional AccuPack system allows the chair to be used without being connected to an electrical supply (average of 100 cycles based on a 24hr charge)
- Upholstered with either
  - Flame retardant antimicrobial vinyl throughout
  - A combination of flame retardant antimicrobial vinyl & vapour permeable (VP) multi-way stretch fabric. VP fabric applied to seat & back sections
- Upholstered seat & back sections are fitted with removable covers, allows seat section to be easily upgraded to aid pressure care
- Removable internal Easiform reflex seat cushion
- Seat & leg sections generously padded with memory foam & fitted with a removable cover
- Separate waterfall back cushions can be individually repositioned & adjusted for comfort & support
- Push handle at rear of the chair to assist when positioning / portering
- Slide out footplate to support feet
- 4 x 75mm swivel braking castors
- Maximum capacity 127kg

### Dimensions (w x d x h)

- Overall Dimensions - 685 x 990 x 1220mm
- Seat - 520 x 510mm at Height 470mm

### Standard Colours

- Vinyl - Delft
- VP Fabric - Navy Blue

### Options

- Seat Pressure Management - Coolform, Viscoform, Liquiform, Celliform, Airform, Dynaform
- Back Cushions - Comfort Lateral, Support Lateral, Large Profile with Waterfall, Large Profile Headrest with Comfort Lateral, Large Profile Headrest with Support Lateral
- Headrests - Head Pillow, Head Roll, Small Profile, Large Profile, Midline
- Full Length Arm Caps - Positioned over the arm rests
- AccuPack System - Allows mains free chair movements



5RE/RPAH/BATH/VVDEL

Item	Description	Weight
5RE/RPAH/BATH/VVDEL	Bathampton, Reclining Porters Armchair, Waterfall Back, Electric	75.0kg





5RE/RPAH/BATH/VVOLI/VPGR



- Delivery to Chosen Location
- Unwrapping & Removal of Packaging
- Product Positioning & Set-Up
- Full Demonstration of Use to Staff



5RE/RPAH/BATH/VVDEL/VPNB

Alternative colours available at additional cost.

Change vinyl suffix 'VVDEL' then change VP fabric suffix 'VPNB' e.g. Bathampton, Waterfall Back, Handset Operated in Olive Vinyl & Green VP Multi-Way Stretch Fabric - 5RE/RPAH/BATH/VVOLI/VPGR

### Vinyl - Spradling Valencia C5



VVDEL VVPER VVOLI VVBER VVBAL VVTUR VVROT VVLIC VVSCH

### Fabric - VP Multi-Way Stretch



VPNB VPBE VPGY VPBL VPBU VPGR

Item	Description	Weight
5RE/RPAH/BATH/VVDEL/VPNB	Bathampton, Reclining Porters Armchair, Waterfall Back, Electric	75.0kg

## Patient Seating - Dorchester, Rise & Recline Porters Armchair, Waterfall Back



### Features

- Dual tilt in space rise & recliner, provides a full range of posture positive recline positions as well as support to a standing position
- Mains powered actuator (230V ~, 50/60Hz) fitted with a UK 3 pin plug & supplied with a handset (positioned at side of chair)
- Optional AccuPack system allows the chair to be used without being connected to an electrical supply (average of 100 cycles based on a 24hr charge)
- Upholstered with either
  - Flame retardant antimicrobial vinyl throughout
  - A combination of flame retardant antimicrobial vinyl & vapour permeable (VP) multi-way stretch fabric. VP fabric applied to seat & back sections
- Upholstered seat & back sections are fitted with removable covers, allows seat section to be easily upgraded to aid pressure care
- Removable internal Easiform reflex seat cushion
- Seat & leg sections generously padded with memory foam & fitted with a removable cover
- Separate waterfall back cushions can be individually repositioned & adjusted for comfort & support
- Push handle at rear of the chair to assist when positioning/portering
- Optional sliding footplate to support feet
- 4 x 100mm swivel braking castors
- Maximum capacity 127kg

### Dimensions (w x d x h)

- Overall Dimensions - 775 x 1055 x 1245mm
- Seat - 510 x 510mm at Height 480mm

### Standard Colours

- Vinyl - Delft
- VP Fabric - Navy Blue

### Options

- Sliding Footplate
- Seat Pressure Management - Coolform, Viscoform, Liquiform, Celliform, Airform, Dynaform
- Back Cushions - Comfort Lateral, Support Lateral, Large Profile with Waterfall, Large Profile Headrest with Comfort Lateral, Large Profile Headrest with Support Lateral
- Headrests - Head Pillow, Head Roll, Small Profile, Large Profile, Midline
- Full Length Arm Caps - Positioned over the arm rests
- AccuPack System - Allows mains free chair movements



Item	Description	Weight
SRE/RRPAH/DORC/VVDEL	Dorchester, Rise & Recline Porters Armchair, Waterfall Back, Electric	76.5kg

SRE/RRPAH/DORC/VVDEL  
(With optional sliding footplate)



Delivery to Chosen Location  
 Unwrapping & Removal of Packaging  
 Product Positioning & Set-Up  
 Full Demonstration of Use to Staff



5RE/RRPAH/DORC/VVBAL/VPNB  
 (With optional footplate)



5RE/RRPAH/DORC/VVLEI/VPNB  
 (With optional sliding footplate)

Alternative colours available at additional cost.

Change vinyl suffix 'VVDEL' then change VP fabric suffix 'VPNB' e.g. Dorchester, Waterfall Back, Hand-  
 set Operated in Perle Vinyl & Grey VP Multi-Way Stretch Fabric - 5RE/RPAH/DORC/VVPER/VPGY

### Vinyl - Spradling Valencia C5



VVDEL VVPER VVOLI VVBER VVBAL VVTUR VVROT VVLIC VVSCH

### Fabric - VP Multi-Way Stretch

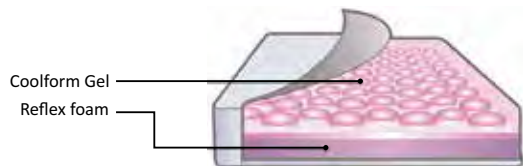


VPNB VPBE VPGY VPBL VPBU VPGR

Item	Description	Weight
5RE/RRPAH/DORC/VVDEL/VPNB	Dorchester, Rise & Recline Porters Armchair, Waterfall Back, Electric	76.5kg

## Seat Options For Pressure Management

Cushions are covered in multi-way stretch, vapour permeable fabric which is wipeable, removable, washable at 95°C, incontinence proof & breathable.



### Coolform

Pressure Risk



For those sitting for long periods with specific comfort issues, such as a high risk of pressure sores. Uses the latest medical grade silicone gel technology allowing pressure to be evenly distributed.

The gel conforms to the shape of the body, equalises to body temperature, allows air to flow easily & is totally odourless & hypoallergenic.



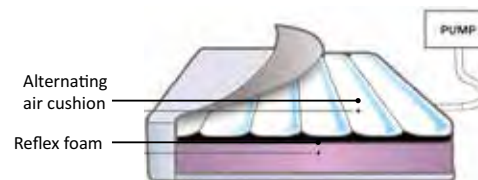
### Viscoform

Pressure Risk



For those who have good posture & mobility, but are seated for periods longer than one hour, require pressure relief & supported comfort.

High density foam provides support, whilst a top layer of memory foam allows submersion into the cushion, providing a large surface area to reduce pressure levels.



### Dynaform\*

Pressure Risk

VERY HIGH

For those at very high risk of developing pressure sores, or have a history of sores, where the priority is to prevent further pressure damage.

Dynaform is a dynamic alternating air cushion, which constantly changes air levels within its cells to recreate the effect of pressure relieving & prevent pressure build up.

Air cell features

- 6 dynamic cells 10cm wide
- 3 cell cycle repeated every 9 minutes


Suitable for users 40 - 121kg.

Please note the Dynaform cushion does need an electric supply at all times to operate.

\*Only available with Hadleigh Chair


Pressure risk levels detailed are for guidance only. Each individual user has different posture, medical needs & health issues which contribute to the performance of any pressure cushion. If in doubt, please consult a GP or Health Care Professional.

## Back Cushion Options




### Waterfall Back Cushion

Individual waterfall cushions, fully adjustable to accommodate maximum postural support



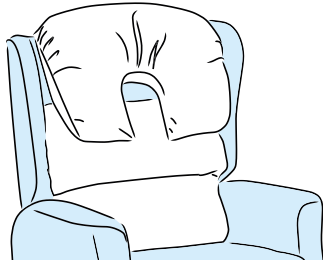
### Comfort Lateral Back Cushion

Soft fibre filled removable lateral cushion for lower back & side lumbar support, without feeling restricted



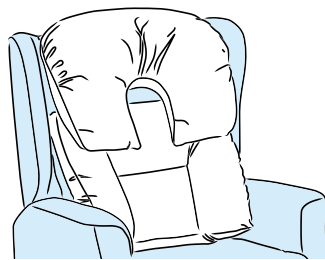
### Support Lateral Back Cushion

A foam filled back providing firmer lateral support with a soft fibre filled headrest



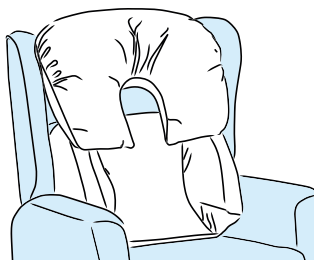
### Large Profile Headrest with Waterfall Back

For those with limited head control & requiring a soft adjustable lumbar support



### Large Profile Headrest with Comfort Lateral Back

For those with limited head control & requiring soft lateral support without feeling restricted



### Large profile headrest with Support Lateral Back

For those with limited head control, requiring firm foam lateral lumbar & midline support

## Headrest Options



Head Pillow



Head Roll



Small Profile Headrest




Large Profile Headrest



Midline Headrest

## Table with Wireless Charging

360° rotation & angle adjustable table with a wipe clean surface. Supports Qi wireless charging & fitted with a USB socket. Removable magnetic bar provides support & ensures correct positioning on the wireless receiver coil, wipe clean surface (w 345 x h 245mm)



## Patient Seating - Kingston, Overnight Chair, Three Position

### Features

- Multi-functional compact chair that provides comfortable seating by day, transforming into a bed by night
- Suitable for use in maternity units, childrens wards, relatives rooms, hospices & care homes
- Provides visitors with a comfortable place to sleep during longer visits
- Chair is pulled out in three motions to a bed
  - Chair
  - Lounge Chair
  - Bed
- Upholstered using flame retardant antimicrobial vinyl
- High quality PUR foam provides comfort when sitting or sleeping
- 40mm fixed & 75mm swivel braking castors
- Maximum capacity 150kg

### Dimensions (w x d x h)

- Overall Dimensions
  - Chair - 870 x 840 x 870mm
  - Bed - 870 x 840 x 2060mm

### Standard Colours

- Vinyl - Delft



5NR/OC/KING/VVDEL

Alternative colours available at additional cost. Change suffix 'VVDEL' on the product code with any of the following e.g. Kingston, Three Position in Olive - 5RE/OC/KING/VVOLI

### Vinyl - Spradling Valencia C5



VVDEL VVPER VVOLI VVBER VVBAL VVTUR VVROT VVLIC VVSCH

Item	Description	Weight
5NR/OC/KING/VVDEL	Overnight Chair - Kingston, Three Position, Vinyl Delft	75.0kg



5NR/OC/KING/VVDEL



5NR/OC/KING/VVDEL

## Soft Seating & Reception - Link

### Features

- Suitable for reception areas, relaxed meeting spaces or creatively constructed public spaces
- Link is a versatile modular seating system that can be configured to suit your specific requirements
- Internal construction solid beech frame
- Black epoxy polyester legs
- Deep cushioned seats over elasticated webbing
- Vinyl or fabric upholstery
  - Vinyl - Fire retardant & antimicrobial
  - Fabric - Fire retardant



5SS/LI1/RA/VVMA

Replace suffix on the product code with any of the following to select your colour  
e.g. Single Unit in Aztec Fabric - 5SS/LI1/**FAC**

### Vinyl - Camira Vita



VVMA VVWL VVTO VVSL VVOL VVNR VVAO VVEO VVPK VVRT

### Fabric - Camira Advantage



FRD FCT FAC FKR FGE FBK





5SS/LI1/FGE



5SS/LI2/LA/VVPK

Item	Description	Seat Height	Back Height	Seat Width	Overall Width	Seat Depth	Overall Depth
5SS/LI1	Link, Single Unit	450mm	360mm	670mm	670mm	500mm	715mm
5SS/LI2	Link, Double Unit	450mm	360mm	1340mm	1340mm	500mm	715mm
5SS/LI3	Link, Triple Unit	450mm	360mm	1840mm	1840mm	500mm	715mm
5SS/LI1/LA	Link, Single Unit, Left Arm	450mm	360mm	670mm	800mm	500mm	715mm
5SS/LI1/RA	Link, Single Unit, Right Arm	450mm	360mm	670mm	800mm	500mm	715mm
5SS/LI2/LA	Link, Double Unit, Left Arm	450mm	360mm	1340mm	1470mm	500mm	715mm
5SS/LI2/RA	Link, Double Unit, Right Arm	450mm	360mm	1340mm	1470mm	500mm	715mm
5SS/LI3/LA	Link, Triple Unit, Left Arm	450mm	360mm	1840mm	1970mm	500mm	715mm
5SS/LI3/RA	Link, Triple Unit, Right Arm	450mm	360mm	1840mm	1970mm	500mm	715mm
5SS/LI/C	Link, Corner Unit	450mm	360mm	500mm	715mm	500mm	715mm

## Soft Seating & Reception - Alton

### Features

- Suitable for reception areas, relaxed meeting spaces or creatively constructed public spaces
- Alton is a versatile modular seating system that can be configured to suit your specific requirements
- Deep seat foam
- Tubular steel underframe with black epoxy polyester frame coating
- Steel linking
- Vinyl or fabric upholstery
  - Vinyl - Fire retardant & antimicrobial
  - Fabric - Fire retardant



5SS/AL2/VVTO

Replace suffix on the product code with any of the following to select your colour  
e.g. One Seat in Tomato Vinyl - 5SS/AL1/VVTO

### Vinyl - Camira Vita



VVMA VVWL VVTO VVSL VVOL VVNR VVAO VVEO VVPK VVRT

### Fabric - Camira Advantage



FRD FCT FAC FKR FGE FBK



5SS/AL1/FGE



5SS/AL3/FKR

Item	Description	Seat Height	Back Height	Seat Width	Overall Width	Seat Depth	Overall Depth
5SS/AL1	Alton, One Seat	440mm	340mm	600mm	600mm	500mm	670mm
5SS/AL2	Alton, Two Seat	440mm	340mm	1200mm	1200mm	500mm	670mm
5SS/AL3	Alton, Three Seat	440mm	340mm	1800mm	1800mm	500mm	670mm
5SS/AL/EC	Alton, Ninety Degree External Corner	440mm	340mm	1090mm	1090mm	500mm	670mm
5SS/AL/IC	Alton, Ninety Degree Internal Corner	440mm	340mm	600mm	770mm	600mm	770mm

## Soft Seating & Reception - Sherborne

### Features


- Sherborne is perfect for furnishing reception & break areas or creating a relaxed meeting environment
- Wood frame with deep fibre-topped seat cushion
- Vinyl or fabric upholstery
  - Vinyl - Fire retardant & antimicrobial
  - Fabric - Fire retardant
- Polished beech legs



5SS/SH1/VVPK

Replace suffix on the product code with any of the following to select your colour  
e.g. One Seat in Red Fabric - 5SS/SH1/**FRD**

### Vinyl - Camira Vita



VVMA VVWL VVTO VVSL VVOL VVNR VVAO VVEO VVPK VVRT

### Fabric - Camira Advantage



FRD FCT FAC FKR FGE FBK

Item	Description	Seat Height	Back Height	Seat Width	Overall Width	Seat Depth	Overall Depth	Weight
5SS/SH1	Sherborne, One Seat	430mm	380mm	470mm	720mm	510mm	680mm	19.0.kg
5SS/SH2	Sherborne, Two Seat	430mm	380mm	980mm	1240mm	510mm	680mm	28.0kg



5SS/SH2/VVOL



5SS/SH1/VVSL

## Soft Seating & Reception - Button

### Features

- Button allows break out spaces or meeting areas to be injected with fun
- Wood frame with deep upholstery
- Vinyl or fabric upholstery
  - Vinyl - Fire retardant & antimicrobial
  - Fabric - Fire retardant
- Plastic floor glides / chrome legs to protect flooring



5SS/BU/PO1/FCT



5SS/BU/CY/FKR

Replace suffix on the product code with any of the following to select your colour  
e.g. Cylinder in Aztec Fabric - 5SS/BU/CY/FAC

### Vinyl - Camira Vita



VVMA VVWL VVTO VVSL VVOL VVNR VVAO VVEO VVPK VVRT

### Fabric - Camira Advantage



FRD FCT FAC FKR FGE FBK

Item	Description	Seat Height	Seat Diameter	Seat Width	Overall Width	Seat Depth	Weight
5SS/BU/CY	Button, Cylinder	480mm	480mm	-	-	-	6.0kg
5SS/BU/CU	Button, Cube	480mm	-	480mm	480mm	-	6.0kg
5SS/BU/PO	Button, Pouffe	480mm	690mm	-	-	-	7.0kg
5SS/BU/PO1	Button, Pouffe Scalloped One Side	480mm	-	690mm	-	590mm	7.0kg
5SS/BU/PO2	Button, Pouffe Scalloped Both Sides	480mm	-	690mm	-	500mm	7.0kg



5SS/BU/PO2/FAC



5SS/BU/CU/VVMA



5SS/BU/PO/FRD

## Soft Seating & Reception - Stroud Beam

### Features

- Stroud Beam is a versatile modular beam seating solution
- Ergonomically shaped, upholstered seats & backs
- Plastic outer fitted to the reverse of the back
- Fire retardant & antimicrobial vinyl upholstery
- Black finish beam, legs & glides
- Maximum capacity 150kg per seat position

### Options

- Nylon Armrests (fit either end of beam)
- Floor Fixing Legs
- Side Tables



5SS/STBE2/VVNR

Replace suffix on the product code with any of the following to select your colour  
e.g. Two Seat in Marina Vinyl - 5SS/STBE2/VVMA

### Vinyl - Camira Vita



VVMA VVWL VVTO VVSL VVOL VVNR VVAO VVEO VVPK VVRT

Item	Description	Seat Height	Back Height	Seat Width	Overall Width	Seat Depth	Overall Depth	Weight
5SS/STBE2	Stroud Beam, Two Seat	470mm	320mm	470mm	1000mm	430mm	600mm	19.6kg
5SS/STBE3	Stroud Beam, Three Seat	470mm	320mm	470mm	1500mm	430mm	600mm	24.6kg
5SS/STBE4	Stroud Beam, Four Seat	470mm	320mm	470mm	2000mm	430mm	600mm	29.6kg
5SS/STBE5	Stroud Beam, Five Seat	470mm	320mm	470mm	2500mm	430mm	600mm	34.6kg





5SS/STBE3/VVPK

## Soft Seating & Reception - Stroud Beam Plus

### Features

- Stroud Beam Plus is a versatile modular beam seating solution
- Ergonomically shaped, upholstered seats & black polymer backs
- Fire retardant & antimicrobial vinyl upholstery
- Black finish beam, legs & glides
- Maximum capacity 150kg per seat position

### Options

- Nylon Armrests (fit either end of beam)
- Floor Fixing Legs
- Side Tables



5SS/STBEP2/VVNR

Replace suffix on the product code with any of the following to select your colour  
e.g. Two Seat in Marina Vinyl - 5SS/STBEP2/VVMA

### Vinyl - Camira Vita



VVMA VVWL VVTO VVSL VVOL VVNR VVAO VVEO VVPK VVRT

Item	Description	Seat Height	Back Height	Seat Width	Overall Width	Seat Depth	Overall Depth	Weight
5SS/STBEP2	Stroud Beam Plus, Two Seat	470mm	290mm	470mm	1000mm	430mm	600mm	17.6kg
5SS/STBEP3	Stroud Beam Plus, Three Seat	470mm	290mm	470mm	1500mm	430mm	600mm	22.6kg
5SS/STBEP4	Stroud Beam Plus, Four Seat	470mm	290mm	470mm	2000mm	430mm	600mm	27.6kg
5SS/STBEP5	Stroud Beam Plus, Five Seat	470mm	290mm	470mm	2500mm	430mm	600mm	32.6kg



5SS/STBEP3/VVSL

## Functional Seating - Milford

### Features


- Suitable for functional seating areas, conference rooms & events
- Four-leg design
- Solid beech frame, finished with antibacterial lacquer
- Vinyl of fabric upholstery
  - Vinyl - Fire retardant & antimicrobial
  - Fabric - Fire retardant
- Stackable 4 high
- Maximum capacity 150kg



5FS/MI/A/VVMA

Replace suffix on the product code with any of the following to select your colour e.g. Four Leg Chair in Waterfall Vinyl - 5FS/MI/A/VVMA

### Vinyl - Camira Vita



VVMA VVWL VVTO VVSL VVOL VVNR VVAO VVEO VVPK VVRT

### Fabric - Camira Advantage



FRD FCT FAC FKR FGE FBK

Item	Description	Seat Height	Back Height	Seat Width	Overall Width	Seat Depth	Overall Depth	Weight
5FS/MI	Milford, Four Leg	410mm	410mm	520mm	520mm	450mm	660mm	8.0kg
5FS/MI/A	Milford, Four Leg, Arm Rests	410mm	410mm	520mm	520mm	450mm	660mm	8.2kg

# Functional Seating - Somerton

## Features


- Suitable for functional seating areas, conference rooms & events
- Four-leg design
- Solid beech frame, finished with antibacterial lacquer
- Vinyl of fabric upholstery
  - Vinyl - Fire retardant & antimicrobial
  - Fabric - Fire retardant
- Maximum capacity 150kg



5FS/SO/A/VVMA

Replace suffix on the product code with any of the following to select your colour e.g. Four Leg Chair in Waterfall Vinyl - 5FS/SO/A/VVMA

## Vinyl - Camira Vita



VVMA VVWL VVTO VVSL VVOL VVNR VVAO VVEO VVPK VVRT

## Fabric - Camira Advantage



FRD FCT FAC FKR FGE FBK

Item	Description	Seat Height	Back Height	Seat Width	Overall Width	Seat Depth	Overall Depth	Weight
5FS/SO	Somerton, Four Leg	430mm	460mm	520mm	570mm	460mm	640mm	13kg
5FS/SO/A	Somerton, Four Leg, Arm Rests	430mm	460mm	520mm	620mm	460mm	640mm	14kg
5FS/SO/H	Somerton, Four Leg, High Back	430mm	550mm	520mm	570mm	460mm	680mm	15kg
5FS/SO/H/A	Somerton, Four Leg, High Back, Arm Rests	430mm	550mm	520mm	620mm	460mm	680mm	16kg

## Functional Seating - Moreton


### Features

- Suitable for functional seating areas, conference rooms & events
- Four-leg design
- Deep upholstered seat & back
- Upholstered / polyurethane arm rests
- Vinyl or fabric upholstery
  - Vinyl - Fire retardant & antimicrobial
  - Fabric - Fire retardant
- Black finish tubular base
- 5FS/MO & 5FS/MO/A stackable 4 high
- Maximum capacity 150kg



Replace suffix on the product code with any of the following to select your colour e.g. Four Leg Chair in Waterfall Vinyl - 5FS/MO/VVWL

### Vinyl - Camira Vita



### Fabric - Camira Advantage




Item	Description	Seat Height	Back Height	Seat Width	Overall Width	Seat Depth	Overall Depth	Weight
5FS/MO	Moreton, Four Leg	480mm	380mm	480mm	520mm	460mm	580mm	7.0kg
5FS/MO/A	Moreton, Four Leg, Arm Rests	480mm	380mm	480mm	625mm	460mm	580mm	8.0kg
5FS/MOL	Moreton, Low Level, Four Leg	420mm	450mm	550mm	610mm	490mm	700mm	9.0kg
5FS/MOL/A	Moreton, Low Level, Four Leg, Arm Rests	420mm	450mm	550mm	720mm	490mm	700mm	11.0kg



5FS/MO/A/VVPK



5FS/MOL/FGE



5FS/MOL/A/FAC

## Functional Seating - Paignton

### Features

- Suitable for functional seating areas, conference rooms & events
- Four-leg design
- Solid beech arms
- Vinyl or fabric upholstery
  - Vinyl - Fire retardant & antimicrobial
  - Fabric - Fire retardant
- Black finish tubular base
- Stackable 4 high
- Maximum capacity 150kg




5FS/PA/A/VVMA



5FS/PA/VVNR

Replace suffix on the product code with any of the following to select your colour  
e.g. Four Leg Chair in Marina vinyl- 5FS/PA/VVMA

### Vinyl - Camira Vita



VVMA VVWL VVTO VVSL VVOL VVNR VVAO VVEO VVPK VVRT

### Fabric - Camira Advantage



FRD FCT FAC FKR FGE FBK

Item	Description	Seat Height	Back Height	Seat Width	Overall Width	Seat Depth	Overall Depth	Weight
5FS/PA	Paignton, Four Leg	470mm	330mm	420mm	470mm	420mm	530mm	7.0kg
5FS/PA/A	Paignton, Four Leg, Arm Rests	470mm	330mm	420mm	570mm	420mm	530mm	9.0kg



# Functional Seating - Cambridge Visitor

## Features

- Suitable for functional seating areas such as visitor areas or meeting rooms
- Black cantilever frame
- Polyurethane topped armrests
- Vinyl or fabric upholstery
  - Vinyl - Fire retardant & antimicrobial
  - Fabric - Fire retardant
- Stackable 4 high
- Maximum capacity 150kg



5FS/CA/VVSL



5FS/CA/FCT

Replace suffix on the product code with any of the following to select your colour e.g. Cantilever in Cobalt Fabric - 5FS/CA/FCT

## Vinyl - Camira Vita



VVMA VVWL VVTO VVSL VVOL VVNR VVAO VVED VVPK VVRT

## Fabric - Camira Advantage



FRD FCT FAC FKR FGE FBK

Item	Description	Seat Height	Back Height	Seat Width	Overall Width	Seat Depth	Overall Depth	Weight
5FS/CA	Cambridge, Cantilever	480mm	360mm	445mm	515mm	450mm	590mm	9.6kg

## Functional Seating - Oxford Visitor

### Features

- Suitable for functional seating areas such as visitor areas or meeting rooms
- Black cantilever frame
- Polyurethane armrests
- Vinyl or fabric upholstery
  - Vinyl - Fire retardant & antimicrobial
  - Fabric - Fire retardant
- Maximum capacity 150kg




5FS/OX/VVPX



5FS/OX/A/FAC

Replace suffix on the product code with any of the following to select your colour  
e.g. Cantilever, Arm Rests in Aztec Fabric - 5FS/OX/A/FAC

### Vinyl - Camira Vita



VVMA VVWL VVTO VVSL VVOL VVNR VVAO VVEO VVPK VVRT

### Fabric - Camira Advantage




FRD FCT FAC FKR FGE FBK

Item	Description	Seat Height	Back Height	Seat Width	Overall Width	Seat Depth	Overall Depth	Weight
5FS/OX	Oxford, Cantilever	490mm	470mm	510mm	540mm	480mm	640mm	12.3kg
5FS/OX/A	Oxford, Cantilever, Arm Rests	490mm	470mm	510mm	620mm	480mm	640mm	14.3kg

# Functional Seating - Stroud

## Features

- Suitable for functional seating areas, conference rooms & events
- Four-leg design
- Vinyl or fabric upholstery
  - Vinyl - Fire retardant & antimicrobial
  - Fabric - Fire retardant
- Black finish tubular frame
- Stackable 3 high
- Maximum capacity 95kg



5FS/ST/A/VVNR



5FS/ST/VVMA

Replace suffix on the product code with any of the following to select your colour e.g. Four Leg Chair in Marina Vinyl - 5FS/ST/**VVMA**

## Vinyl - Camira Vita



VVMA VVWL VVTO VVSL VVOL VVNR VVAO VVEO VVPK VVRT

## Fabric - Camira Advantage



FRD FCT FAC FKR FGE FBK

Item	Description	Seat Height	Back Height	Seat Width	Overall Width	Seat Depth	Overall Depth	Weight
5FS/ST	Stroud, Four Leg	500mm	290mm	470mm	530mm	430mm	580mm	6.5kg
5FS/ST/A	Stroud, Four Leg, Arm Rests	500mm	290mm	470mm	630mm	430mm	580mm	6.9kg

## Functional Seating - Abbas

### Features

- BS EN 1729-1: Part 1 & 2: 2015 (functional dimensions & safety requirements)
- Suitable for functional seating areas
- Four-leg design
- Moulded polypropylene shell available in 10 colours
- Chrome silver finish tubular base
- Stackable 8 high
- Maximum capacity 120kg



5FS/AB/SMY



5FS/AB/SON

Replace suffix on the product code with any of the following to select your colour  
e.g. Four Leg Chair in Yellow - 5FS/AB/**SYW**

### Plastic Seat Shells



SYW SLE SON SSY SFE SMY SWE SRD SSE SOX

Item	Description	Seat Height	Back Height	Seat Width	Overall Width	Seat Depth	Overall Depth	Weight
5FS/AB	Abbas, Four Leg, Plastic Shell	460mm	400mm	435mm	480mm	440mm	480mm	5.0kg

# Functional Seating - Bradford

## Features

- Suitable for functional seating areas
- Choice of base...
  - Four Leg, Wooden
  - Four Leg, Chrome
  - Sled, Chrome
- Moulded polypropylene shell available in 4 colours
- Chrome models stackable 4 high
- Maximum capacity 150kg



5FS/BR/4W/SPE



5FS/BR/SC/SRO



5FS/BR/4C/SVE

Replace suffix on the product code with any of the following to select your colour  
e.g. Four Leg, Wooden Chair in Pigeon Blue - 5FS/BR/4W/SPE

## Plastic Shell - Polypropylene



SRO SGO SVE SPE

Item	Description	Seat Height	Back Height	Seat Width	Overall Width	Seat Depth	Overall Depth	Weight
5FS/BR/4W	Bradford, Four Leg, Wooden, Plastic Shell	460mm	430mm	450mm	450mm	400mm	515mm	6.0kg
5FS/BR/4C	Bradford, Four Leg, Chrome, Plastic Shell	460mm	430mm	450mm	450mm	400mm	515mm	5.0kg
5FS/BR/SC	Bradford, Sled, Chrome, Plastic Shell	460mm	430mm	450mm	450mm	400mm	515mm	5.0kg

## Functional Seating - Bradford Swivel

### Features

- Suitable for functional seating areas
- Single lever mechanism
  - Seat height (pneumatic)
- Black polypropylene five-star base
- Non-braking castors
- Moulded polypropylene shell available in 4 colours
- Maximum capacity 150kg



Writing Tablet



5FS/BRS/SRO



5FS/BRS/WT/SVE

Replace suffix on the product code with any of the following to select your colour  
e.g. Swivel Chair in Rosso - 5FS/BRS/**SRO**

### Plastic Shell - Polypropylene



SRO SGO SVE SPE

Item	Description	Seat Height	Back Height	Seat Width	Overall Width	Seat Depth	Overall Depth	Weight
5FS/BRS	Bradford Swivel, Plastic Shell	425 - 490mm	430mm	450mm	450mm	400mm	515mm	6.0kg
5FS/BRS/WT	Bradford Swivel, Writing Tablet, Plastic Shell	425 - 490mm	430mm	450mm	450mm	400mm	515mm	7.0kg


# Functional Seating - Tavistock

## Features

- Suitable for functional seating areas
- Choice of base...
  - Four Leg, Wooden
  - Sled, Black
- Moulded polypropylene shell available in 3 colours
- Maximum capacity 150kg

## Options

- SP/V - Fixed Seat Pad - Vinyl - Seal
- SP/F - Fixed Seat Pad - Fabric - Granite



Granite (SP/F) seat pad



Seal (SP/V) seat pad



5FS/TA/4W



5FS/TA/SB/SPG/SP/F

Replace suffix on the product code with any of the following to select your colour e.g. Sled in Pastel Green with a Fabric Seat Pad - 5FS/TA/SB/SPG/SP/F

## Plastic Shell - Polypropylene



SPB

SPG

SGY

Item	Description	Seat Height	Back Height	Seat Width	Overall Width	Seat Depth	Overall Depth	Weight
5FS/TA/4W	Tavistock, Four Leg, Wooden, Plastic Shell	460mm	365mm	410mm	590mm	450mm	600mm	8.0kg
5FS/TA/SB	Tavistock, Sled, Plastic Shell	450mm	365mm	410mm	590mm	450mm	580mm	7.5kg

## Technical Seating - Saddle Stool, Vinyl

### Features

- Ergonomic saddle seat
- Strengthens the spine & improves posture
- Single lever mechanism
  - Seat height (pneumatic)
- Fire retardant & antimicrobial vinyl upholstery
- Black polypropylene five-star base
- Non-braking castors
- Maximum capacity 150kg



5TS/SA/VVMA

Replace suffix on the product code with any of the following to select your colour e.g. Saddle Stool in Noir Vinyl - 5TS/SA/VVNR

### Vinyl - Camira Vita



VVMA VVWL VVTO VVSL VVOL VVNR VVAO VVEO VVPK VVRT

Item	Description	Seat Height	Weight
5TS/SA	Saddle Stool, Vinyl	550 - 730mm	5.6kg



## Technical Seating - Saddle Stools, Plus

### Features

- Suitable for clinicians work where the patient is in close proximity
- An adjustable tilt, supports on open hip angle & straight sitting posture, minimising fatigue
- Adjustable seat & backrest...
  - Seat - Height, rotation & tilt
  - Narrow Backrest - Height & tilt
- Vinyl fire retardant upholstery
- Recesses minimised throughout the chair, including on the underside
- Backrests feature edge bands to prevent dirt collecting in the joints
- Non-braking castors
- Maximum capacity 125kg



5TS/SA/PL/VBLU



5TS/SA/PL/NB/VBLU

Replace suffix on the product code with any of the following to select your colour e.g. Saddle Stool, Plus in Blue Vinyl - 5TS/SA/PL/VBLU

### Vinyl - Illusion



VBLU  
Blue



VAGR  
Grey



VBLA  
Black

Item	Description	Seat Height	Seat (w x d)	Backrest (w x h)	Weight
5TS/SA/PL	Saddle Stool, Plus	480 - 670mm	430 - 350mm	-	6.0kg
5TS/SA/PL/NB	Saddle Stool, Plus, Narrow Backrest	480 - 670mm	430 x 350mm	220 x 290mm	7.0kg

## Technical Seating - Saddle Stool, Polyurethane

### Features

- Ergonomic saddle seat
- Strengthens the spine & improves posture
- Single lever mechanism
  - Seat height (pneumatic)
- Soft touch black polyurethane seat
- Black polypropylene five-star base
- Non-braking castors
- Maximum capacity 150kg



Item	Description	Seat Height	Weight
5TS/SA/PU	Saddle Stool, Polyurethane	550 - 730mm	8.0kg

## Technical Seating - Perch Stool, Polyurethane

### Features

- Single lever mechanism
  - Seat height (pneumatic)
- Soft touch black polyurethane seat
- Black polypropylene five-star base
- Non-braking castors
- Maximum capacity 150kg



Item	Description	Seat Height	Weight
STS/PE/PU	Perch Stool, Polyurethane	470 - 650mm	8.0kg

## Technical Seating - Tech Chairs

### Features

- Range of tech chairs available in two heights...
  - Medium
  - High
- Two lever mechanism
  - Seat height (pneumatic)
  - Back angle, locked or in dynamic free float
- Handwheel back height adjustment
- Fire retardant & antimicrobial vinyl upholstery
- Black polypropylene five-star base
- Models...
  - Medium - Non-braking castors
  - High - Foot ring & glides
- Maximum capacity 150kg

### Options

- 5BLC - Brake loaded Castors



STS/TEC/M/VVMA



STS/TEC/H/VVNR

Replace suffix on the product code with any of the following to select your colour e.g. Medium Tech Chair in Waterfall Vinyl - STC/TECM/VVWL

### Vinyl - Camira Vita



VVMA VVWL VVTO VVSL VVOL VVNR VVAO VVEO VVPK VVRT

Item	Description	Seat Height	Back Height	Seat Width	Overall Width	Seat Depth	Weight
STS/TEC/M	Tech Chair, Medium	450 - 550mm	330mm	480mm	620mm	430mm	10.0kg
STS/TEC/H	Tech Chair, High	580 - 840mm	330mm	480mm	620mm	430mm	12.0kg

# Technical Seating - Tech Chair, Plus, Short Seat, Narrow Backrest

## Features

- Extra short seat with a tilt allows close access to the bed while avoiding a bent-over working position
- Adjustable seat & backrest...
- Seat - Height, rotation & tilt
  - Backrest - Height & tilt
  - Vinyl fire retardant upholstery
- Recesses minimised throughout the chair, including on the underside
- Backrests feature edge bands to prevent dirt collecting in the joints
- Non-braking castors
- Maximum capacity 125kg

## Options

- Foot-Operated Height Adjustment - Useful for adjusting the seat while keeping hands free. Highly beneficial for maintaining sterility during treatment
- Footrest Ring - Adjustable in height & provides stability, support & comfort when sitting in a high seating position



STS/TEC/PL/SS/NB/VBLU

Replace suffix on the product code with any of the following to select your colour e.g. Tech Chair, Plus, Short Seat, Narrow Backrest in Blue Vinyl - STS/TEC/PL/SS/NB/**VBLU**

## Vinyl - Illusion



VBLU  
Blue

VAGR  
Grey

VBLA  
Black

Item	Description	Seat Height	Seat (w x d)	Backrest (w x h)	Weight
STS/TEC/PL/SS/NB	Tech Chair, Plus, Short Seat, Narrow Backrest	440 - 640mm	460 x 320mm	220 x 290mm	15.0kg

## Technical Seating - Tech Stools

### Features

- Range of tech stools available in two heights...
  - Medium
  - High
- Ring lever mechanism height adjustment (pneumatic)
- Fire retardant & antimicrobial vinyl upholstery
- Black polypropylene five-star base
- Models...
  - Medium - Non-braking castors
  - High - Foot ring & glides
- Maximum capacity 150kg

### Options

- 5BLC - Brake loaded Castors



5TS/TES/M/VVMA

Replace suffix on the product code with any of the following to select your colour  
e.g. Medium Stool in Noir Vinyl - 5TC/TES/M/VVNR

### Vinyl - Camira Vita



VVMA VVWL VVTO VVSL VVOL VVNR VVAO VVEO VVPK VVRT

Item	Description	Seat Height	Seat Width	Overall Width	Weight
5TS/TES/M	Tech Stool, Medium	450 - 550mm	400mm	620mm	8.0kg
5TS/TES/H	Tech Stool, High	510 - 760mm	400mm	620mm	8.0kg



5TS/TES/H/VVNR

# Technical Seating - Tech Stools, Plus

## Features

- Small & compact stool ideal for short duration, sedentary work
- Adjustable seat & backrest...
- Seat - Height, rotation & tilt\*
  - Backrest - Height & tilt
  - Vinyl fire retardant upholstery
- Recesses minimised throughout the chair, including on the underside
- Backrests feature edge bands to prevent dirt collecting in the joints
- Non-braking castors
- Maximum capacity 125kg

\*Backrest model tilts only



5TS/TES/PL/VBLU



5TS/TES/PL/NB/VBLU

Replace suffix on the product code with any of the following to select your colour e.g.  
Tech Stool, Plus in Blue Vinyl - 5TS/TES/PL/VBLU

## Vinyl - Illusion



VBLU  
Blue



VAGR  
Grey



VBLA  
Black

Item	Description	Seat Height	Seat (diameter)	Backrest (w x h)	Weight
5TS/TES/PL	Tech Stool, Plus	440 - 640mm	340mm	-	6.0kg
5TS/TES/PL/NB	Tech Stool, Plus, Narrow Backrest	440 - 640mm	340mm	220 x 290mm	7.0kg

## Technical Seating - Tech Stool, Posture

### Features

- A unique stool that allows movement in the lumbar spine through the uniquely designed seat
- Adjustable Seat - Height
- Vinyl fire retardant upholstery
- Recesses minimised throughout the stool, including on the underside
- Non-braking castors
- Maximum capacity 95kg



5TS/TES/PO/VBLU

Replace suffix on the product code with any of the following to select your colour  
e.g. Tech Stool, Plus, Posture in Blue Vinyl - 5TS/TES/PO/VBLU

### Vinyl - Illusion



VBLU  
Blue

VAGR  
Grey

VBLA  
Black



5TS/TES/PO/VBLU

Item	Description	Seat Height	Seat (w x d)	Backrest (w x h)	Weight
5TS/TES/PO	Tech Stool, Posture	440 - 640mm	470 x 360mm	220 x 290mm	5.0kg



## Other products that you may be interested in...

See Pages 334 - 342

### Mobile Computer Carts



5AL/LC



5AL/CC/A/VM  
(Optional AIO PC, Keyboard, Mouse & Scanner not Included)

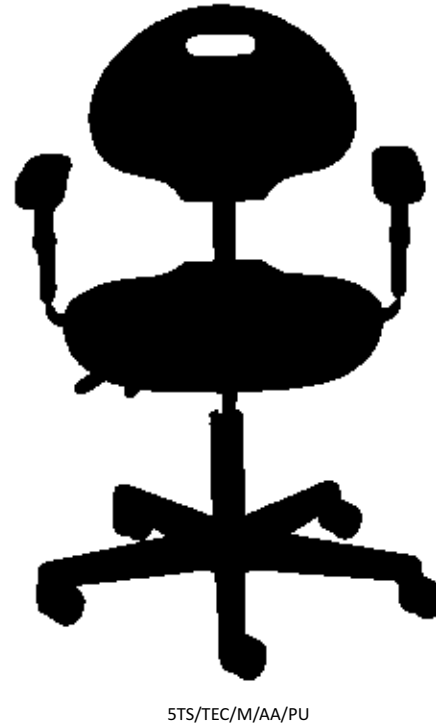


5AL/CC/A/PO/VM  
(Optional Monitor, Keyboard & Mouse not Included)

## Technical Seating - Tech Chairs, Polyurethane

### Features

- Range of industrial chairs available as...
  - Medium
  - High
- Two lever mechanism
  - Seat height (pneumatic)
  - Back angle, locked or in dynamic free float
- Handwheel back height adjustment
- Fixed ring or height adjustable arms
- Soft touch black polyurethane seat
- Black polypropylene five-star base
- Medium chairs fitted with non-braking castors
- High chairs fitted with foot ring & glides
- Maximum capacity 150kg



Item	Description	Seat Height	Back Height	Seat Width	Overall Width	Overall Depth	Weight
STS/TEC/M/PU	Tech Chair, Medium, Polyurethane	390 - 540mm	360mm	450mm	450mm	410mm	10.0kg
STS/TEC/M/A/PU	Tech Chair, Medium, Ring Arms, Polyurethane	390 - 540mm	360mm	450mm	560mm	410mm	12.0kg
STS/TEC/M/AA/PU	Tech Chair, Medium, Adjustable Arms, Polyurethane	390 - 540mm	360mm	450mm	625mm	410mm	13.0kg
STS/TEC/H/PU	Tech Chair, High, Polyurethane	545 - 795mm	360mm	450mm	450mm	410mm	12.0kg
STS/TEC/H/A/PU	Tech Chair, High, Ring Arms, Polyurethane	545 - 795mm	360mm	450mm	560mm	410mm	14.0kg
STS/TEC/H/AA/PU	Tech Chair, High, Adjustable Arms, Polyurethane	545 - 795mm	360mm	450mm	625mm	410mm	15.0kg

## Technical Seating - Tech Stools, Polyurethane

### Features

- Range of industrial stools available as...
  - Medium
  - High
- Ring lever mechanism height adjustment (pneumatic)
- Soft touch black polyurethane seat
- Black polypropylene five-star base
- Medium stools fitted with non-braking castors
- High stool fitted with foot ring & glides
- Maximum capacity 150kg



STS/TES/M/PU



STS/TES/H/PU

Item	Description	Seat Height	Seat Diameter	Weight
STS/TES/M/PU	Tech Stool, Medium, Polyurethane	440 - 630mm	350mm	8.0kg
STS/TES/H/PU	Tech Stool, High, Polyurethane	520 - 770mm	350mm	8.0kg

## Technical Seating - Tech Chairs, Medical

### Features

- Range of Medical chairs available in two heights...
  - Medium
  - High
- Two lever mechanism
  - Seat height (pneumatic)
  - Back angle, locked or in dynamic free float
- Handwheel back height adjustment
- Fire retardant & antimicrobial black medical grade vinyl upholstery
- Aluminium five-star base
- Models...
  - Medium - Non-braking castors
  - High - Foot ring & glides
- Maximum capacity 150kg

### Options

- 5BLC - Brake loaded Castors



Item	Description	Seat Height	Back Height	Seat Width	Overall Width	Seat Depth	Weight
STS/TECM/M	Tech Chair, Medical, Medium	450 - 550mm	330mm	480mm	640mm	430mm	11.0kg
STS/TECM/H	Tech Chair, Medical, High	580 - 840mm	330mm	480mm	640mm	430mm	13.0kg

# Technical Seating - Tech Stools, Medical

## Features

- Range of Medical stools available in two heights...
  - Medium
  - High
- Ring lever mechanism height adjustment (pneumatic)
- Fire retardant & antimicrobial black medical grade vinyl upholstery
- Aluminium five-star base
- Models...
  - Medium - Non-braking castors
  - High - Foot ring & glides
- Maximum capacity 150kg

## Options

- 5BLC - Brake loaded Castors



5TS/TESM/M



5TS/TESM/H

Item	Description	Seat Height	Seat Width	Overall Width	Weight
5TS/TESM/M	Tech Stool, Medical, Medium	440 - 550mm	400mm	640mm	9.0kg
5TS/TESM/H	Tech Stool, Medical, High	510 - 760mm	400mm	640mm	9.0kg

## Technical Seating - Tech Stools, Foot Operated, Medical

### Features

- Range of Medical stools available with & without a backrest
- Foot operated height adjustment (pneumatic)
- Additional two lever mechanism
  - Seat height (pneumatic)
  - Back angle, locked or in dynamic free float
- Height adjustable backrest
- Fire retardant & antimicrobial black medical grade vinyl upholstery
- Aluminium five-star base
- Non-braking castors
- Maximum capacity 150kg

### Options

- 5BLC - Brake loaded Castors



Item	Description	Seat Height	Seat Width	Overall Width	Weight
5TS/TESM/FO	Tech Stool, Foot Operated, Medical	520 - 710mm	390mm	640mm	8.0kg
5TS/TESM/FO/B	Tech Stool, Foot Operated, Medical, Backrest	520 - 710mm	390mm	640mm	11.0kg

Other products that you may be interested in...

See Pages 304 - 306

### Medical Measuring Chair Scales



## Technical Seating - Tech Chairs, Cleanroom

### Features

- Range of ESD (anti-static) tech chairs available in two heights...
  - Medium
  - High
- Two lever mechanism
  - Seat height (pneumatic)
  - Back angle, locked or in dynamic free float
- Handwheel back height adjustment
- Black ESD (anti-static) vinyl
- Aluminium five-star base
- Models...
  - Medium - Non-braking ESD (anti-static) castors
  - High - Foot ring & ESD (anti-static) glides
- HEPA filter
- Maximum capacity 120kg

### Options

- 5BLCESD - Brake loaded Castors ESD



5TS/TECC/M



5TS/TECC/H

Item	Description	Seat Height	Back Height	Seat Width	Overall Width	Seat Depth	Weight
5TS/TECC/M	Tech Chair, Cleanroom, Medium	440 - 580mm	460mm	485mm	670mm	460mm	13.0kg
5TS/TECC/H	Tech Chair, Cleanroom, High	570 - 820mm	460mm	485mm	710mm	460mm	14.0kg



# Technical Seating - Tech Stools, Cleanroom

## Features

- Range of ESD (anti-static) tech stools available in two heights...
  - Medium
  - High
- Ring lever mechanism height adjustment (pneumatic)
- Black ESD (anti-static) vinyl
- Aluminium five-star base
- Models...
  - Medium - Non-braking ESD (anti-static) castors
  - High - Foot ring & ESD (anti-static) glides
- Maximum capacity 120kg

## Options

- 5BLCESD - Brake loaded Castors ESD



ESD  
Static Safe



5TS/TECS/M



5TS/TECS/H

Item	Description	Seat Height	Overall Width/Depth	Weight
5TS/TECS/M	Tech Stool, Cleanroom, Medium	425 - 550mm	670mm	10.0kg
5TS/TECS/H	Tech Stool, Cleanroom, High	540 - 790mm	670mm	11.0kg

# Sepsis Trolleys

Sepsis Trolleys

522

Accessories

523

Caretray Trolley - Sepsis

526

# Sepsis Trolleys

## Features

- Trolleys designed for use in the treatment of Sepsis
- Supports delivery of 'The Sepsis Six' with clearly defined locations for equipment used in each of the stages
- Two locking options...
  - High Security Bolt Lock - Supplied with two keys
  - Electronic Push Button - Programmable four-digit code
- Two adjustable door shelves & an A4 document holder
- Six labelled drawers (Oxygen / Blood Cultures / Intravenous Antibiotics / Intravenous Fluid / Haemoglobin & Lactates / Urine Measurement)
- Optional 'Sharps Box Holder' or 'Universal Sharps Box Bracket Mounting Plate' (fits to the L/H side of the trolley)
- Upper work surface
- Push handles incorporate integral buffers to offer protection to both the trolley & fabric of the building
- 125mm polymer castors
- When not in use, trolleys storing medicines should be secured to the wall. See option MT/1/6F
- Security Clamp

## Dimensions (w x d x h)

- Overall Dimensions - 511 x 542 x 1072mm
- Drawers - 335 x 295 x 113mm (internal)

## Standard Colours

- Paint - Grey White
- Work Surface - Grey White



Electronic Push  
Button Lock



High Security  
Bolt Lock



SEPS/6/HSB

High Security Bolt Lock	Electronic Push Button Lock	Description	Weight
SEPS/6/HSB	SEPS/6/EPB	Sepsis Trolley - Six Drawer	53.4kg

## Sharps Box Holder

### Features

- Accepts up to seven litre capacity sharps boxes
- Sharps box secured using a rubber band fitted with a toggle
- Attaches to the left-hand side of the unit (customer to fit - fixings supplied)



Sharps box not supplied

Item	Description	Weight
SEP/SBH	Sharps Box Holder	0.4kg

## Universal Sharps Box Bracket Mounting Plate

### Features

- Compatible with the following...
  - Daniels Healthcare
    - POUDES® Wall-Bracket (up to 5L) - SHARPSGUARD® mini, 1, 2.5, 3.75, 5 & com plus
    - POUDES® Wall-Bracket (7L & above) - SHARPSGUARD® 7, 11.5 & 22
  - Frontier (Sharpsafe) - 2, 3, 4 & 7
  - Sharpak Healthcare - Sharpak 18, 35, 60, 120 & 220 PLUS
- Customer to supply the plastic brackets & fit (fixings supplied)



Trolleys are compatible with most of the popular UK sharps box support brackets.

\*\*Sharps box & bracket not supplied



Frontier (Sharpsafe)\*\*



Sharpak Healthcare\*\*



Daniels Healthcare Up to 5L\*\*




Daniels Healthcare 7L & Above\*\*

Item	Description	Weight
SEP/USBMP	Sharps Box Bracket Mounting Plate - Universal	0.2kg

## Security Clamp

### Features

- Allows the trolley to be secured to the 'fabric' of the building
- Requires no additional keys, utilises the trolleys own locking system
- One end is secured to the wall, the 'hook shaped' end is trapped by the door of the trolley when closed and locked
- Recommended wall fitting height 1000mm



#### Important Note - Security Clamps

It is a requirement that when the trolley is not in use it should be secured to the 'fabric of the building'. Not only does this prevent casual theft, i.e. trolleys being pushed to an isolated area & broken into, but also encourages good nursing practice, giving the trolley a "permanent home".

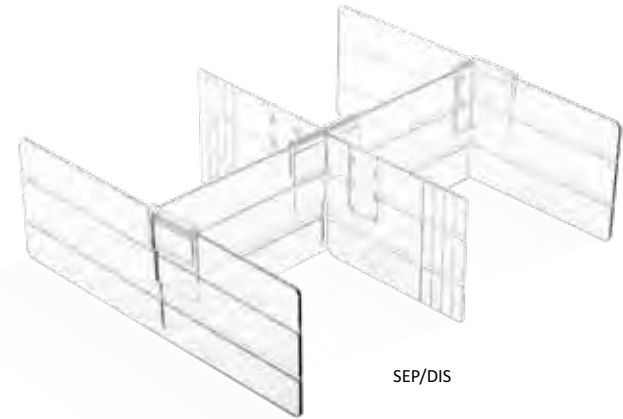
"Safe & Secure Handling of Medicines - Royal Pharmaceutical Society, GB-March 2005"

Item	Description	Cable Length	Weight
MT/1/6F	Security Clamp	950mm	0.8kg

## Drawer Inserts

### Features

- Plastic drawer inserts, height 100mm
- Assists segregation of drawer contents
- Insert supplied with removable & repositionable dividers providing 4 separate areas
- Supplied for self-assembly
- Clip on label holders & plastic labels available to assist identification



Item	Description	Weight
SEP/DIS	Drawer Insert Set - Single Door Trolleys	0.5kg

## Label Holders & Labels

### Features

- Plastic label holders & labels
- Assists identification of drawer contents
- Label holders snap onto drawer inserts/dividers
- Accepts ISO labels 40 x 60mm (w x h)
- Sold in packs of ten



SEP/LH



SEP/L

Item	Description
SEP/LH	Label Holder
SEP/L	Label

## Sepsis Tiger Label

### Features

- Sammy the sepsis tiger label developed for use on Paediatric trolleys
- Compatible with both single & double door trolleys



SEPS/6/HSB/SEP/TIG01  
Trolley complete with label

Item	Description
SEP/TIG01	Label - Sammy Sepsis Tiger

## Caretray Trolley - Sepsis

### Features

- Trolleys designed for use in the treatment of Sepsis
- Supports delivery of 'The Sepsis Six' with clearly defined locations for equipment used in each of the stages
- Quick & easy disassembly, assists thorough & deep cleaning
- Fully welded mild steel frame
- Recyclable polypropylene one-piece top & side panels, smooth surfaces & radiused edges assists cleaning (compatible with steam cleaning)
  - Top Panel - Raised edges on three sides provide defined grab points to act as push handles, whilst an integral rim at the front contains spillages (max load 30kg)
  - Side Panels - Incorporate runners with positive stops preventing trays from being accidentally withdrawn (symmetrical design allows tray insertion from either side)
- Carerails fitted to either side support a wide range of accessories
- Solid grade laminate door & back panel providing security for the contents of the trays
- Two locking options...
  - High Security Bolt Lock - Supplied with two keys
  - Electronic Push Button Lock - Programmable four-digit code
- Trolley pre-configured with the following accessories...
  - Waste Bin & Bracket, 8 Litre
  - Sharps Box Holder
  - Labels, Sepsis Six
- Translucent, impact-resistant trays & dividers, smooth surfaces & radiused edges assists cleaning (compatible with steam cleaning / high temperature machine washing)
- Trays feature an integral handle with a plastic clip-on label cover
- Each tray supplied with 2 x long & 2 x short dividers
- Max load per tray 5kg
- Polyurethane ring buffers offer protection to both the trolley & fabric of the building
- 100mm polymer castors, 2 off braking
- When not in use, trolleys storing medicines should be secured to the wall using a Security Clamp (see locking & security accessories)

### Dimensions

- Overall Dimensions - 550 x 550 x 993mm
- Plastic Top - 455 x 455 (internal) at height 968mm
- Trays
  - Shallow Tray - 355 x 405 x 100mm (internal)
  - Deep Tray - 355 x 405 x 150mm (internal)

### Standard Colours

- Paint - Orange

### Options / Accessories

- Locking & Security - page 54
- Overbridge & Tilt Bins - page 60
- Defibrillator Platform - page 61
- Carerail Mounted - page 62
- Laptop Holders - page 68
- Trays & Dividers - page 71
- Labels - page 72
- Shelves - page 73



CTSEPSM1/10/6S/HSB

Item	Description	Weight
CTSEPSM1/10/6S/HSB	6 x 100mm Trays, High Security Bolt Lock	36.8kg
CTSEPSM1/10/6S/EPB	6 x 100mm Trays, Electronic Push Button Lock	36.8kg



Other products that you may be interested in...

See Pages 416 - 429

## Resuscitation Trolleys & Carts





# Shelving & Racking Solutions

Polymer Racking - MetroMax I <sup>®</sup>	530
Polymer Racking - MetroMax Q <sup>®</sup>	532
Zinc Chrome Racking - Olympic <sup>®</sup>	534
High Density Storage - Top-Track <sup>®</sup>	536
High Density Storage - qwikTRAK <sup>®</sup>	537
Sterile Container Storage	539

# Polymer Racking - MetroMax I®

## Features

- Corrosion proof polymer shelving & racking system
- Polymer posts
- Polymer shelves with stainless steel corners & a patented no tools assembly, adjustable in 25mm increments
- Removable easy to clean polymer shelf mats (will fit most dishwashers) available as...
  - Grid Shelves - Open grid design allowing for the free circulation of air, improved visibility & light penetration
  - Solid Shelves - Solid design offering a tear free surface, ideal for the storage of sterilised DIN/ISO trays within theatres
- Microban® product protection inhibits growth of bacteria & aids infection control
- Available as stationary or mobile units...
  - Stationary - Fitted with adjustable feet to allow levelling on uneven floors
  - Mobile - Fitted with 125mm swivel / braking castors
- Rack / unit capacity...
  - Stationary - 907kg
  - Mobile - 339kg
- Optional label holders, shelf dividers & ledges
- Lifetime anti-corrosion warranty
- Supplied for self-assembly
- Can be supplied pre-assembled, please ask for a quote



Solid Shelves

## Stationary Units

4 Shelves - 1590mm High		5 Shelves - 1895mm High		
Grid Shelves	Solid Shelves	Grid Shelves	Solid Shelves	Shelf Size (w x d)
8MX536SG	8MX536SS	85MX536SG	85MX536SS	914 x 610mm
8MX546SG	8MX546SS	85MX546SG	85MX546SS	1066 x 610mm
8MX556SG	8MX556SS	85MX556SG	85MX556SS	1219 x 610mm
8MX566SG	8MX566SS	85MX566SG	85MX566SS	1524 x 610mm

## Mobile Units

4 Shelves - 1730mm High		5 Shelves - 2035mm High		
Grid Shelves	Solid Shelves	Grid Shelves	Solid Shelves	Shelf Size (w x d)
8MX536MG	8MX536MS	85MX536MG	85MX536MS	914 x 610mm
8MX546MG	8MX546MS	85MX546MG	85MX546MS	1066 x 610mm
8MX556MG	8MX556MS	85MX556MG	85MX556MS	1219 x 610mm
8MX566MG	8MX566MS	85MX566MG	85MX566MS	1524 x 610mm

Room Design & Installation Service Available  
Contact us for more information



## Label Holders

### Features

- Allows for clear identification of items
- Snaps onto shelf edge
- Accepts most commercial labels

### Dimensions (w x h)

- 102 x 27mm



Item	Description	Weight
89989PX	Label Holder	0.01kg

## Shelf Divider

### Features

- Corrosion proof polymer shelf divider (height 200mm)
- Use to create organised compartments or simply separate shelf contents
- Easily repositioned on grid & solid shelves
- Easy to clean

### Dimensions (w x h)

- 610 x 200mm



Item	Description	Weight
8MXD24-8	Shelf Divider	0.7kg

## Stackable Shelf Ledges

### Features

- Corrosion proof stackable shelf ledge (height 51mm)
- Prevents larger items from protruding or falling
- Compatible with grid & solid shelves
- Easy to clean



Item	Description	Weight
<b>Side Ledge</b>		
8MXLS24-2S	Side Ledge - 610mm	0.2kg
<b>Rear Ledge</b>		
8MXL36-2S	Rear Ledge - 914mm	0.4kg
8MXL42-2S	Rear Ledge - 1066mm	0.6kg
8MXL48-2S	Rear Ledge - 1219mm	0.6kg
8MXL60-2S	Rear Ledge - 1524mm	0.8kg

# Polymer Racking - MetroMax Q®

## Features

- Epoxy / polymer shelving & racking system
- Epoxy coated shelves & posts with a patented no tools lever shelf release mechanism, adjustable in 25mm increments
- Removable easy to clean polymer open grid shelf mats (will fit most dishwashers)
- Open grid design allowing for the free circulation of air, improved visibility & light penetration
- Microban® product protection inhibits growth of bacteria & aids infection control
- Available as stationary or mobile units...
  - Stationary - Fitted with adjustable feet to allow levelling on uneven floors
  - Mobile - Fitted with 125mm swivel / braking castors
- Rack / unit capacity...
  - Stationary - 907kg
  - Mobile - 339kg
- Optional label holders, shelf dividers & ledges
- Anti-corrosion warranty
  - Frame & Posts - 15 years
  - Shelf Mats - Lifetime
- Supplied for self-assembly
- Can be supplied pre-assembled, please ask for a quote



Open Grid Shelves

## Stationary Units

4 Shelves - 1590mm High	5 Shelves - 1895mm High	Shelf Size (w x d)
8Q536G2	85Q537G2	914 x 610mm
8Q546G2	85Q547G2	1066 x 610mm
8Q556G2	85Q557G2	1219 x 610mm
8Q566G2	85Q567G2	1524 x 610mm

## Mobile Units

4 Shelves - 1730mm High	5 Shelves - 2035mm High	Shelf Size (w x d)
8Q536G2M	85Q537G2M	914 x 610mm
8Q546G2M	85Q547G2M	1066 x 610mm
8Q556G2M	85Q557G2M	1219 x 610mm
8Q566G2M	85Q567G2M	1524 x 610mm

Room Design & Installation Service Available  
Contact us for more information



85Q567G2



8Q566G2M

## Label Holders

### Features

- Allows for clear identification of items
- Snaps onto shelf edge
- Accepts most commercial labels

### Dimensions (w x h)

- 102 x 27mm



Item	Description	Weight
8Q04LH	Label Holder	0.01kg

## Shelf Divider

### Features

- Corrosion proof polymer shelf divider (height 200mm)
- Use to create organised compartments or simply separate shelf contents
- Easily repositioned on grid & solid shelves
- Easy to clean

### Dimensions (w x h)

- 610 x 200mm



Item	Description	Weight
8MQD24-8	Shelf Divider	0.7kg

## Stackable Shelf Ledges

### Features

- Corrosion proof stackable shelf ledge (height 51mm)
- Prevents larger items from protruding or falling
- Compatible with grid & solid shelves
- Easy to clean




Item	Description	Weight
<b>Side Ledge</b>		
8MQLS24-2S	Side Ledge - 610mm	0.2kg
<b>Rear Ledge</b>		
8MQL24-2S	Rear Ledge - 610mm	0.2kg
8MQL36-2S	Rear Ledge - 914mm	0.4kg
8MQL42-2S	Rear Ledge - 1066mm	0.6kg
8MQL48-2S	Rear Ledge - 1219mm	0.6kg
8MQL60-2S	Rear Ledge - 1524mm	0.8kg

## Zinc Chrome Racking - Olympic®

### Features

- Zinc chrome shelving & racking system
- Chromate posts & shelves with a patented no tools tapered split sleeve system that snaps together on each post, adjustable in 25mm increments
- Available as stationary or mobile units...
  - Stationary - Fitted with adjustable feet to allow levelling on uneven floors
  - Mobile - Fitted with 125mm swivel / braking castors
- Rack / unit capacity...
  - Stationary - 907kg
  - Mobile - 339kg
- Optional label holders, shelf dividers & ledges
- 1-year anti-corrosion warranty
- Supplied for self-assembly
- Can be supplied pre-assembled, please ask for a quote



Zinc Chrome Shelves



80966C



80966CM

Room Design & Installation Service Available  
Contact us for more information

**OLYMPIC**

### Stationary Units

4 Shelves - 1590mm High	5 Shelves - 1895mm High	Shelf Size (w x d)
80536C	850537C	914 x 610mm
80546C	850547C	1066 x 610mm
80556C	850557C	1219 x 610mm
80966C	850967C	1524 x 610mm

### Mobile Units

4 Shelves - 1730mm High	5 Shelves - 2035mm High	Shelf Size (w x d)
80536CM	850537CM	914 x 610mm
80546CM	850547CM	1066 x 610mm
80556CM	850557CM	1219 x 610mm
80966CM	850967CM	1524 x 610mm



## Label Holders

### Features

- Allows for clear identification of items
- Snaps onto shelf edge
- Accepts most commercial labels

### Dimensions (w x h)

- 75 x 32mm



Item	Description	Weight
89990P	Label Holder	0.01kg

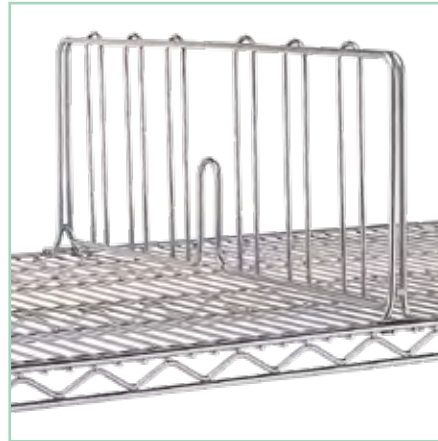
## Shelf Divider

### Features

- Keeps shelf contents orderly (height 203mm)
- Pressure fit to hold in place

### Dimensions (w x h)

- 610 x 203mm




Item	Description	Weight
8DD24C	Shelf Divider	0.7kg

## Stackable Shelf Ledges

### Features

- Prevents items from protruding or falling (height 100mm)
- Pressure fit to hold in place
- Ledges can be stacked



Item	Description	Weight
8L24N-4C	Shelf Ledge - 610mm	0.9kg
8L36N-4C	Shelf Ledge - 914mm	1.2kg
8L42N-4C	Shelf Ledge - 1066mm	1.5kg
8L48N-4C	Shelf Ledge - 1219mm	1.7kg
8L60N-4C	Shelf Ledge - 1524mm	1.8kg

# High Density Storage - Top-Track®

## Features

- Increases the storage capacity of a given area by up to 50%
- Maximises all available space
- Can eliminate the need to expand a given area through the use of optimised storage
- Creates moveable aisles
- Eliminates hard to reach or 'dead' spaces
- The guide track is positioned above the shelving system
- Aluminium overhead track system acts as a guide for mobile units
- Floors are easy to clean
- Carts & trolleys can easily be manoeuvred into & out of the active aisle
- Mobile units are designed to accommodate medium-duty applications
- The maximum weight capacity of a Top-Track® mobile unit is 410kg

Room Design & Installation Service Available  
Contact us for more information



Overhead Guide Track



# High Density Storage - qwikTRAK®

## Features

- Increases the storage capacity of a given area by up to 50%
- Maximises all available space
- Can eliminate the need to expand a given area through the use of optimised storage
- Creates moveable aisles
- Eliminates hard to reach or 'dead' spaces
- The guide track is positioned below the shelving system, & protects the floor from wear & tear (does not need to be mounted to the floor)
- Compensates for uneven floor surfaces
- Track acts as a guide for mobile units
- Mobile units are designed to accommodate heavy-duty applications
- Allows for double deep configurations, where two systems are joined together for even greater storage capacity
- The maximum weight capacity of a qwikTRAK® mobile unit is 970kg



Floor Mounted Guide Track

## Sterile Container Storage

### Features

- Fully configurable freestanding modular racking suitable for the safe storage of sterile containers
- Compatible with both blue wrap & rigid containers stored on either...
  - Telescopic shelves - Compatible with containers up to max 600 x 300mm (width x depth)
  - Wire grid shelves - Compatible with containers up to max 600 x 250mm (width x depth)
- Anodised extruded aluminium uprights & cross members
- Bolted construction using high quality moulded fixings provided rigidity & allows the system to be altered easily
- Available as either static or mobile units
  - Static - Adjustable feet allow levelling on uneven floors
  - Mobile - 50mm pressed steel castors
- Optional wall mounting brackets allow static units to be fixed securely to the wall (when units are loaded over 100kg)
- Supplied for self-assembly
- Can be supplied pre-assembled, please ask for a quote

### Dimensions (w x d x h)

- Static
  - Single Bay - 394 x 642 x 1940mm
  - Double Bay - 737 x 642 x 1940mm
- Mobile (50mm Castors)
  - Single Bay - 394 x 642 x 1996mm
  - Double Bay - 737 x 642 x 1996mm

### Standard Colours

- Uprights & Cross Members - Anodised Aluminium
- Wire Grids - Polished Stainless Steel
- Telescopic Shelves - Anodised Aluminium
- Plastic Mouldings - Green



4HH-SCS/M52/4W10T

### Static

Item	Description	Weight
Single Bay		
4HH-SCS/S1/2W5T	Static, Single Bay, 2 x Wire Grid Shelves & 5 x Telescopic Shelves	30.2kg
4HH-SCS/S1/8W	Static, Single Bay, 8 x Wire Grid Shelves	21.4kg
Double Bay		
4HH-SCS/S2/4W10T	Static, Double Bay, 4 x Wire Grid Shelves & 10 x Telescopic Shelves	56.9kg
4HH-SCS/S2/16W	Static, Double Bay, 16 x Wire Grid Shelves	38.0kg

### Mobile

Item	Description	Weight
Single Bay		
4HH-SCS/M51/2W5T	Mobile, Single Bay, 2 x Wire Grid Shelves & 5 x Telescopic Shelves	31.1kg
4HH-SCS/M51/8W	Mobile, Single Bay, 8 x Wire Grid Shelves	22.3kg
Double Bay		
4HH-SCS/M52/4W10T	Mobile, Double Bay, 4 x Wire Grid Shelves & 10 x Telescopic Shelves	58.2kg
4HH-SCS/M52/16W	Mobile, Double Bay, 16 x Wire Grid Shelves	39.3kg



Mobile Steel Castors



Static Adjustable Feet



Wire Grid Shelves



4HH-SCS/M51/8W  
Shown with BBraun Aesculap  
Sterile Containers (not supplied)



4HH-SCS/S2/16W  
Shown with BBraun Aesculap  
Sterile Containers (not supplied)

# Specialist Seating

Surgery Chair, Support, Plus  
Surgery Chair, Support

542

544



## Specialist Seating - Surgery Chair, Support, Plus

### Features

- EN 60601-1:2006+A12:2014 Medical electrical equipment. General requirements for basic safety & essential performance
- Easy to adjust, providing optimum conditions for a good ergonomic working position
- Electric seat height adjustment using heel operated switches
- Adjustable seat, backrest & armrests...
  - Seat - Angle
  - Backrest - Height, angle & lumbar
  - Armrests - Height, width & rotation. Fold down when not in use
- A specially designed base provides space for feet as well as microscope foot controls, allowing the surgeon to get that much closer to the patient
- A unique electric brake is activated & deactivated using heel operated switches. Allows the chair to be moved while the hands of the surgeon are occupied elsewhere
- Anti-static low rolling resistance castors allow the chair to be moved when cleaning & assist when being repositioned between rooms
- Vinyl fire retardant upholstery
- Recesses minimised throughout the chair, including on the underside
- Backrests feature edge bands to prevent dirt collecting in the joints
- Fitted with 12V rechargeable batteries
- Charges through a plug located on the back of the armrest
- Battery indicator located on the front of the chair
- Maximum capacity 160kg

### Options

- Active Extra-Large Seat - Provides an increased seating surface in both width & depth, an advantage for large or tall users. Allows for improved weight distribution, & assists in maintaining posture
- Active Medium Backrest - A low backrest which supports & stabilises the lumbar & upper pelvis area. Provides a free range of mobility for arms & shoulders
- Active Large Backrest - Provides light support from the lumbar area up to the upper back. The higher back support does not compromise arm & shoulder mobility
- Foldable Footrest - Assists a good sitting position & provides comfort for resting the feet when a high seating position is required. Can be folded up when not in use, providing access when moving in & out of the chair

Replace suffix on the product code with any of the following to select your colour e.g. Surgery Chair, Support, Plus in Blue 5SS/SURC/SU/PL/**VBLU**

### Vinyl - Illusion



VBLU  
Blue

VAGR  
Grey

VBLA  
Black



5SS/SURC/SU/PL/VBLU

Item	Description	Seat Height	Seat (w x d)	Backrest (w x h)	Armrest Pad (w x l)	Armrest Height *	Weight
5SS/SURC/SU/PL	Surgery Chair - Support, Plus	445 - 645mm	470 x 470mm	390 x 390mm	110 x 380mm	0 - 230mm	35.0kg

\*From seat





Charger



Anti Static low rolling resistance castors



5SS/SURC/SU/PL/VBLU

## Specialist Seating - Surgery Chair, Support

### Features

- Easy to adjust, providing optimum conditions for a good ergonomic working position
- Manual (pneumatic) seat height adjustment using a handle
- Adjustable seat, backrest & armrests...
- Seat - Angle & rotation
  - Backrest - Height & angle
  - Armrests - Height, width & rotation. Fold down when not in use
- A specially designed base provides space for feet as well as microscope foot controls, allowing the surgeon to get that much closer to the patient
- A unique foot operated central brake is accessible from all sides of the chair, making it easy for the surgeon or assistant to lock / unlock the castors. The castors can also be locked using a hand brake positioned on the side of the chair
- Anti-static low rolling resistance castors allow the chair to be moved when cleaning & assist when being repositioned between rooms
- Vinyl fire retardant upholstery
- Recesses minimised throughout the chair, including on the underside
- Backrests feature edge bands to prevent dirt collecting in the joints
- Maximum capacity 160kg

### Options

- Active Large Seat - Provides an increased seating surface in both width & depth, an advantage for large or tall users. Allows for improved weight distribution, & assists in maintaining posture
- Adjusting Lumbar Support Backrest - Provides optimal support for the lower back & pelvis, which supports the natural curvature of the lower back & promotes a good posture.

Replace suffix on the product code with any of the following to select your colour e.g. Surgery Chair, Support in Blue 5SS/SURC/SU/**VBLU**

### Vinyl - Illusion



VBLU  
Blue

VAGR  
Grey

VBLA  
Black

Item	Description	Seat Height	Seat (w x d)	Backrest (w x h)	Armrest Pad (w x l)	Armrest Height *	Weight
5SS/SURC/SU	Surgery Chair - Support	440 - 590mm	440 x 440mm	380 x 300mm	110 x 290mm	0 - 230mm	29.0kg

\*From seat



5SS/SURC/SU



Adjustable Armrests



Seat Adjustment Controls



5SS/SURC/SU



5SS/SURC/SU



# Sterile Services Equipment

Preparation Tables - Variable Height	548
Preparation Tables - Fixed Height	549
Sterile Supplies Trolleys - UN3291 Certified	550
Sterile Supplies Trolleys - UN3291 Certified, Trolley Washer Compatible	553

## Preparation Tables - Stainless Steel, Variable Height

### Features

- 304 grade stainless steel frame & work surface
- Available as static or mobile
  - Static - Adjustable feet for levelling on uneven floors
  - Mobile - 80mm pressed steel castors, 2 off braking
- Height adjustable using a manual turn handle (folds away when not in use)
  - Static - 715 - 1015mm
  - Mobile - 812 - 1112mm
- Max capacity 70kg

### Dimensions (w x d x h)

- Static - 1500 x 750 x 715 - 1015mm
- Mobile - 1500 x 750 x 812 - 1112mm



Item	Description	Weight
PT050	Stainless Steel, Variable Height, Static	49.0kg
PT110	Stainless Steel, Variable Height, Mobile	53.0kg

## Preparation Tables - Stainless Steel, Fixed Height

### Features

- 304 grade stainless steel frame & work surface
- Available as static or mobile
  - Static - Adjustable feet for levelling on uneven floors
  - Mobile - 80mm pressed steel castors, 2 off braking
- Worksurface height 950mm
- Max capacity 70kg

### Dimensions (w x d x h)

- Overall Dimensions - 1500 x 750 x 950mm



Item	Description	Weight
PTS/115	Stainless Steel, Fixed Height, Static	56.3kg
PTS/115/M	Stainless Steel, Fixed Height, Mobile	58.8kg

## Sterile Supplies Trolleys - UN3291 Certified

### Features

- Independently tested to UN3291 - Certificate of Packaging Performance for the Transportation of Clinical Waste
- Suitable for the transportation of DIN & ISO instrument trays
- Mild steel frame with aluminium cladding, shelves & door/s
- Door/s...
  - Fitted with a flush fitting handle fitted with a CAM lock offering two-point locking (supplied with 2 keys)
  - When opened, doors fold back flat at either end of the trolley\*
- Three adjustable shelves (max 40kg per shelf)
- Shelf size...
  - Small - 534 x 614mm (w x d)
  - Large - 1128 x 614mm (w x d)
- Removable stainless steel drip tray
- Inset push handles at either end of trolley
- Low level bumper rail offers protection to both the trolley & fabric of the building
- Optional tow bar fitting...
  - Tow bar fitted to the front (swivel castor)
  - Anti-luce fastener fitted to rear (fixed castor)
  - Tow bar position approx. 360 - 380mm above floor
  - Recommended max speed 7kph for towed trolleys
- 200mm heavy duty cushioned castors, 2 x fixed, 2 x swivel braking
- Maximum capacity...
  - Small - 84kg per trolley
  - Large - 109kg per trolley

\*Doors will not fold back flat when a tow bar is fitted

### Dimensions (w x d x h)

- Small - 805 x 774 x 1257mm
- Large - 1399 x 774 x 1257mm

### Standard Colours

- Paint - Grey White



ST/340/UN

AGV Compatible Trolleys & Carts  
We can provide solutions that are compatible with Sterile Supplies,  
Laundry, Medical Records & Pharmacy Distribution

Item	Description	Weight
Small		
ST/340/UN	UN3291 Certified, Small	74.5kg
Large		
ST/690/UN	UN3291 Certified, Large	110.0kg
ST/690/UN/T	UN3291 Certified, Towing, Large	114.0kg





Tow Bar



Drip Tray



ST/690/UN

## Sterile Supplies Trolleys - UN3291 Certified, Stainless Steel, Trolley Washer Compatible

### Features

- Independently tested to UN3291 - Certificate of Packaging Performance for the Transportation of Clinical Waste
- Compatible with trolley washers
- Suitable for the transportation of DIN & ISO instrument trays
- 304 grade stainless steel frame, cladding, shelves & doors
- Natural unpolished finish
- Doors...
  - Fitted with a flush fitting handle fitted with a CAM lock offering two-point locking (supplied with 2 keys)
  - When opened, doors fold back flat at either end of the trolley\*
- Spring loaded plungers hold the doors open, essential when the trolley is being processed in a trolley washer disinfectant
- One fixed, two adjustable shelves (max 50kg per shelf)
  - Shelf Size - 1227 x 632mm (w x d)
- Stainless steel drip tray...
  - Removable for cleaning
  - Can be located at the rear of the trolley during cleaning, held in position using spring loaded plungers
- Inset push handles at either end of trolley
- High level corner bumpers offer protection to both the trolley & fabric of the building
- Optional tow bar fitting...
  - Tow bar fitted to the front (swivel castor)
  - Antiluce fastener fitted to rear (fixed castor)
  - Tow bar position approx. 360 - 380mm above floor
  - Recommended max speed 7kph for towed trolleys
- 200mm heavy duty sealed bearing stainless steel castors, 2 x fixed, 2 x swivel braking
- Maximum capacity 136kg per trolley

\*Doors will not fold back flat when a tow bar is fitted

### Dimensions (w x d x h)

- Overall Dimensions - 1407 x 762 x 1288mm



STSS/690/UN

Item	Description	Weight
STSS/690/UN	UN3291 Certified, Stainless Steel, Trolley Washer Compatible	131.0kg
STSS/690/UN/T	UN3291 Certified, Stainless Steel, Trolley Washer Compatible, Towing	137.0kg

AGV Compatible Trolleys & Carts  
We can provide solutions that are compatible with Sterile Supplies, Laundry, Medical Records & Pharmacy Distribution



Drip Tray Locates at Rear of Trolley  
During Cleaning



High Level Corner Bumpers



STSS/690/UN



Storage Cupboards	556
Storage Cabinets	558
Key Cabinets	560
Hazardous Substance Cabinets	562
COSHH Cabinets	564
Personal Effects Lockers	566

## Storage Cupboards

### Features

- Single door 1870mm high cupboards
- Available with either...
  - Plastic Trays
  - Shelves
  - Shelves & Dividers
- Single-point locking using a flush fitting CAM lock fitted with a handle (supplied with two keys)
- 0.9mm mild steel welded construction
- Modular design allows for easy interchange with HTM 63 storage systems

### Dimensions (w x d x h)

- Overall Dimensions - 500 x 536 x 1870mm
- Trays
  - Shallow Tray - 355 x 405 x 100mm (internal)
  - Deep Tray - 355 x 405 x 150mm (internal)

### Standard Colours

- Paint - White

### Options

- MC/JK/1870 - Joining Kit (required when connecting 1870mm cupboards)
- SC/DIV - Set of 16 Dividers

### Plastic Trays

- Interchangeable with our Caretray range
  - 1870mm Cupboards - 7 x 100mm, 5 x 150mm trays
- Translucent, impact-resistant trays & dividers, smooth surfaces & radiused edges assists cleaning (compatible with steam cleaning / high temperature machine washing)
- Trays feature an integral handle with a plastic clip-on label cover (coloured label strips supplied - white, blue, green, yellow & red)
- Each tray supplied with 2 x long & 2 x short dividers
- Max load per tray 5kg

### Shelves

- Adjustable at 50mm increments
  - 1870mm Cupboards - 8 x shelves

### Shelves & Dividers

- Adjustable at 50mm increments
- 100mm high removable dividers are adjustable at 25mm increments
- 1870mm Cupboards - 8 x shelves & 16 x dividers



Plastic Trays



Shelves



Shelves &amp; Dividers



SC/L/1870/7S5D

Right Hand Opening	Left Hand Opening	Description	Overall Dimensions (w x d x h)	Weight
SC/R/1870/7S5D	SC/L/1870/7S5D	Plastic Trays	500 x 536 x 1870mm	83.6kg
SC/R/1870/FS	SC/L/1870/FS	Shelves	500 x 536 x 1870mm	64.0kg
SC/R/1870/FSD	SC/L/1870/FSD	Shelves & Dividers	500 x 536 x 1870mm	74.0kg



SC/L/1870/FSD



SC/L/1870/FS

## Joining Kits

### Features

- Allows two cupboards to be joined together

Item	Description
SC/JK/1870	Joining Kit - 1870mm High Unit

## Dividers

### Features

- Spare / replacement dividers for cupboards supplied with shelves & dividers
- 100mm high dividers locate into slots on the shelves, adjustable at 25mm increments



Shelf not included

Item	Description
SC/DIV	Dividers - Set of 16

## Storage Cabinets

### Features

- Flush fitting handle fitted with a CAM lock offering single-point locking (supplied with two keys)
- Adjustable & removable shelves
- 0.9mm mild steel welded construction
- Mounting holes in back (fixings not included)
- Modular design allows for easy interchange with HTM 63 storage systems

### Standard Colours

- Paint - White



SC020



SC040



SC045

### Single Door Cabinets

Item	Overall Dimensions (w x d x h)	Shelves	Weight
SC020	600 x 300 x 600mm	2	19.5kg
SC025	600 x 300 x 900mm	3	26.0kg

### Double Door Cabinets

Item	Overall Dimensions (w x d x h)	Shelves	Weight
SC040	1000 x 300 x 600mm	4	32.5kg
SC045	1000 x 300 x 900mm	6	45.0kg



## Storage Cabinets - First Aid / Clinical Reagents

### Features

- Flush fitting handle fitted with a CAM lock offering single-point locking (supplied with two keys)
- Two removable shelves
- 0.9mm mild steel welded construction
- Mounting holes in back (fixings not included)
- Supplied with 'First Aid' & 'Clinical Reagents' self-adhesive labels

### Standard Colours

- Paint - White



GC010



GC005



GC015

Item	Description	Overall Dimensions (w x d x h)	Weight
GC005	First Aid / Clinical Reagents Cabinet - Small	300 x 200 x 400mm	5.0kg
GC010	First Aid / Clinical Reagents Cabinet - Medium	400 x 200 x 400mm	6.0kg
GC015	First Aid / Clinical Reagents Cabinet - Large	400 x 200 x 600mm	8.0kg

## Key Cabinet - Traka21

### Features

- Stand-alone 'Plug & Play' solution with RFID technology
- Capacity for up to 21 keys
- Touchscreen interface
- PIN access to designated keys or keysets which are individually locked in place
- Keys are securely attached using special security seals
- Simple to configure through setup wizard
- Screen based audit trail & reporting capability or export via USB port
- No requirement for network connection or PC
- Concealed robust fixing points allow secure wall fixing
- Mains operated (optional battery back-up)
- Manual override & door release functions in case of emergency
- Audible alarms

### Dimensions (w x d x h)

- Overall Dimensions - 246 x 95 x 427mm

### Standard Colours

- Aluminium / ABS - White

### Options / Accessories

- SKR/25 - Security Key Rings (x 25)
- SKR/100 - Security Key Rings (x 100)
- SKB/BAT - Battery Back-Up



### Traka21 iFob

Once attached to an iFob with a robust security seal, individual keys or keysets are assigned a specific receptor within the Traka cabinet & locked in place until released by an authorised user.

Item	Description	Weight
SKC21/TRAKA	Key Cabinet - TRAKA21	4.0kg



## Operation



### 1. Access

User enters unique PIN code to gain access to the cabinet



### 2. Key Removal

Keys & keysets are individually locked within the cabinet. Green LED's indicate keys which the user can access. Red LED's indicate keys that the user cannot access. These will remain locked in place



### 3. Key Replacement

Amber LED's indicate the return position for the key

# Key Cabinets

## Features

- Cabinets for the control & tracking of keys
- Available fitted with either...
  - CAM Lock - Supplied with two keys
  - Electronic Push Button Lock - Programmable four-digit code
- Adjustable hook bars accommodate different key lengths
- Removable control index for out of hours peace of mind
- Colour coded hook bars & tags ensure quick identification (both numbered)
- Provided with security seals & loops to secure keys that require evidence of tampering or removal
- Mounting holes in back (fixings not included)

## Standard Colours

- Paint - Grey

## Electric Push Button Lock

- Uses a 10-button keypad & # button
- Easy programming & code change
- Four user levels offer differing levels of authority...
  - Master / Technician - 8 digits
  - Staff / User - 4 digits
- Low battery warning, with failure override using 9V battery & master code



SKC30



SKC20/CL



SKC100

CAM Lock	Electronic Push Button Lock	Overall Dimensions (w x d x h)	Key Capacity	Weight
SKC20	SKC20/CL	185 x 80 x 260mm	20 Keys	2.0kg
SKC30	SKC30/CL	215 x 80 x 305mm	30 Keys	3.0kg
SKC48	SKC48/CL	300 x 80 x 355mm	48 Keys	4.0kg
SKC64	SKC64/CL	300 x 80 x 450mm	64 Keys	5.0kg
SKC100	SKC100/CL	380 x 80 x 550mm	100 Keys	8.0kg

## Hazardous Substance Cabinets

### Features

- Non-combustible, reaction to Fire Classification EN 13501-1: 2007 +A1: 2009
- DESAR & HSG51 compliant
- Fully COSHH compliant
- Cabinets fitted with a CAM lock & supplied with two keys...
  - Double Door - Three-point locking
  - Single Door - Single-point locking
- Mild steel construction
- Fully welded integral sump
- Adjustable shelves
- Supplied with warning labels conforming to BS 5609
- Shelf capacity 90kg

### Standard Colours

- Paint - Yellow

### Options / Accessories

- SH/HAZ/915 - Shelf 915 x 505mm\*
- ST/HAZ/915 - Sloping Top 915mm
- CACLIP - Shelf Clips
- HASP - Security Hasp

\*Additional shelves must be purchased with 4 x shelf clips



SC/HAZ/ST/1780

Item	Description	Shelves	Overall Dimensions (w x d x h)	Weight
SC/HAZ/ST/1780	Hazardous Substance Cabinet - Standard	3	915 x 505 x 1905mm	62.0kg
SC/HAZ/LO/1015	Hazardous Substance Cabinet - Low	1	915 x 505 x 1070mm	40.0kg
SC/HAZ/SM/890	Hazardous Substance Cabinet - Small	1	450 x 450 x 770mm	22.0kg

## Hazardous Substance Cabinets



SC/HAZ/LO/1015



SC/HAZ/SM/890

## COSHH Cabinets

### Features

- Non-combustible, reaction to Fire Classification EN 13501-1: 2007 +A1: 2009
- DESAR & HSG51 compliant
- Fully COSHH compliant
- Cabinets fitted with a CAM lock & supplied with two keys...
  - Double Door - Three-point locking
  - Single Door - Single-point locking
- Mild steel construction
- Fully welded integral sump
- Adjustable shelves
- Supplied with self-write warning labels conforming to BS 5609
- Shelf capacity 90kg

### Standard Colours

- Paint - Silver

### Options / Accessories

- SH/COS/477 - Shelf 477 x 505mm\*
- ST/COS/915 - Shelf 915 x 505mm
- ST/COS/915 - Sloping Top 915mm
- CACLIP - Shelf Clips
- HASP - Security Hasp

\*Additional shelves must be purchased with 4 x shelf clips



SC/COS/ST/1780

Item	Description	Shelves	Overall Dimensions (w x d x h)	Weight
SC/COS/ST/1780	COSHH Cabinet - Standard	3	915 x 505 x 1905mm	62.0kg
SC/COS/LO/1015	COSHH Cabinet - Low	1	915 x 505 x 1070mm	40.0kg
SC/COS/SM/890	COSHH Cabinet - Small	2	477 x 505 x 1070mm	22.0kg



SC/COS/LO/1015



SC/COS/SM/890

## Personal Effects Lockers

### Features

- Available in single, double, or triple banks in several compartment configurations
- Available fitted with either...
  - CAM Lock - Supplied with two keys
  - Hasp & Staple - Accepts a padlock (not supplied)
- Lock surround incorporates a label holder
- Mounting holes provided in back (fixings not included)
- Optional stands & sloping tops

### Dimensions (w x d x h)

- Overall
  - Single Bank - 300 x 450 x 1800mm
  - Double Bank - 600 x 450 x 1800mm
  - Triple Bank - 900 x 450 x 1800mm
- Compartments (internal)
  - One - 250 x 435 x 1700mm
  - Two - 250 x 435 x 835mm
  - Three - 250 x 435 x 546mm
  - Four - 250 x 435 x 402mm
  - Five - 250 x 435 x 340mm

### Standard Colours

- Body - Grey
- Doors - Blue

### Alternative colours available

Replace suffix on the product code with any of the following to select your colour e.g. Single Bank with a Green Door - 5PL080/GD




BD  
Blue Door

GD  
Green Door



RD  
Red Door

YD  
Yellow Door



Hasp & Staple Lock



5PL080/BD



5PL110/GD



5PL115/RD



5PL145/YD



5PL150/BD



## Single Bank



Compartments	1	2	3	4	5
Coat Hook	Yes	Yes	No	No	No
Shelf	Yes	No	No	No	No
Hasp & Staple	5PL005/BD	5PL010/BD	5PL015/BD	5PL020/BD	5PL025/BD
CAM Lock	5PL080/BD	5PL085/BD	5PL090/BD	5PL095/BD	5PL100/BD

## Double Bank



Compartments	1	2	3	4	5
Coat Hook	Yes	Yes	No	No	No
Shelf	Yes	No	No	No	No
Hasp & Staple	5PL030/BD	5PL035/BD	5PL040/BD	5PL045/BD	5PL050/BD
CAM Lock	5PL105/BD	5PL110/BD	5PL115/BD	5PL120/BD	5PL125/BD

## Triple Bank



Compartments	1	2	3	4	5
Coat Hook	Yes	Yes	No	No	No
Shelf	Yes	No	No	No	No
Hasp & Staple	5PL055/BD	5PL060/BD	5PL065/BD	5PL070/BD	5PL075/BD
CAM Lock	5PL130/BD	5PL135/BD	5PL140/BD	5PL145/BD	5PL150/BD

## Alternative Locking Solutions

- Combination lock - Mechanical four digit lock - Single User
- Combination lock - Mechanical four digit lock - Multiuser
- Electronic Digital Lock - Single & Multiuser
- Coin Lock - £1 deposit to lock, returned when opened

Contact us to discuss your requirements

## Stand

### Features

- Keeps lockers clear off the floor assisting cleaning & aiding air-circulation
- Fitted with adjustable feet
- Increases the overall height of the locker by 150mm

### Standard Colours

- Stand - Grey

Item	Description
5PL900	Stand - Single Bank
5PL905	Stand - Double Bank
5PL910	Stand - Triple Bank



## Sloping Top

### Features

- Prevents items being stored on the top of the locker & assists cleaning
- Increases the overall height of the locker by 150mm

### Standard Colours

- Sloping Top - Grey

Item	Description
5PL915	Sloping Top - Single Bank
5PL920	Sloping Top - Double Bank
5PL925	Sloping Top - Triple Bank



5PL915 - Locker shown with optional sloping top

# Theatre Equipment

Bowl Stands	570
Bucket Stands	573
Instrument Trolleys	574
Mayo Tables	576
Operating Platforms	576
Suture Storage Trolleys	577

## Bowl Stands - Fixed Height

### Features

- Seamlessly welded from 304 grade stainless steel for strength & ease of cleaning
- Bowl retaining rings fitted with removable anti-static spiral buffers to support bowls
- Suitable for use with 360mm diameter stainless or polythene bowls (order separately)
- 75mm pressed steel non-marking castors (1 x anti-static)

### Dimensions (w x d x h)

- Side By Side - 750 x 445 x 860mm
- Tiered - 445 x 445 x 860mm

### Options / Accessories

- 2MECO079 - 360mm Diameter, 7 Litre Stainless Steel Bowl
- 2PLCO054 - 360mm Diameter, 7 Litre Polythene Bowl



2MECO079  
7 Litre Stainless Steel Bowl



2PLCO054  
7 Litre Polythene Bowl



SBS/2



SBST/2

Item	Description	Weight
SBS/2	Bowl Stand - Fixed Height, Double Bowl, Side by Side	6.0kg
SBST/2	Bowl Stand - Fixed Height, Double Bowl, Tiered	5.0kg

# Bowl Stands - Variable Height

## Features

- Seamlessly welded from 304 grade stainless steel for strength & ease of cleaning
- Height adjustable upright using a handwheel (753 - 1100mm)
- Bowl retaining ring fitted with removable anti-static spiral buffers to support bowls
- Suitable for use with 360mm diameter stainless or polythene bowls (order separately)
- 50mm polypropylene / thermoplastic rubber twin-wheel castors (1 x anti-static)

## Dimensions (w x d x h)

- Single - 650 x 650 x 753 - 1100mm
- Double - 746 x 650 x 753 - 1100mm

## Options / Accessories

- 2MECO079 - 360mm Diameter, 7 Litre Stainless Steel Bowl
- 2PLCO054 - 360mm Diameter, 7 Litre Polythene Bowl



2MECO079  
7 Litre Stainless Steel Bowl



2PLCO054  
7 Litre Polythene Bowl



SBSA/2



SBSA/1

Item	Description	Weight
SBSA/1	Bowl Stand - Variable Height, Single Bowl	4.8kg
SBSA/2	Bowl Stand - Variable Height, Double Bowl	5.6kg

## Bowl Stands - Variable Height, Polyurethane, Easy Clean

### Features

- Five leg-base with low centre of gravity to assist stability
- 25mm diameter scratch resistant stainless-steel upright
- Polyurethane overmoulded base with smooth edges & contours provides...
  - Water-resistant finish, allowing for easy & effective cleaning (including steam cleaning)
  - Shield for the twin-wheel castors
  - Impact protection to patients & staff, reducing the risk of skin abrasions & bruising
  - Protection to the fabric of the building
- Coloured indicator caps provide department identification & segregation, reducing the risk of cross contamination
- Height adjustable upright using a handwheel (820 - 1125mm)
- Bowl retaining rings fitted with removable anti-static spiral buffers to support bowls
- Suitable for use with 360mm diameter stainless or polythene bowls (order separately)
- 50mm polypropylene / thermoplastic rubber twin-wheel non-marking castors (1 x anti-static)

### Dimensions (w x d x h)

- Single - 620 x 620 x 820 - 1125mm
- Double - 746 x 620 x 820 - 1125mm

### Options / Accessories

- 2MECO079 - 360mm Diameter, 7 Litre Stainless Steel Bowl
- 2PLCO054 - 360mm Diameter, 7 Litre Polythene Bowl
- Coloured Indicator Cap - Blue / Green / Red / Yellow

Replace suffix on the product code with any of the following to select your colour  
i.e. Blue - BO/P/VS/BL



SP  
Spearmint



BL  
Blue



GR  
Green



RD  
Red



YE  
Yellow



BO/P/VD/SP

Item	Description	Weight
BO/P/VS/SP	Bowl Stand - Variable Height, Polyurethane, Easy Clean, Single Bowl	9.0kg
BO/P/VD/SP	Bowl Stand - Variable Height, Polyurethane, Easy Clean, Double Bowl	9.8kg

## Bowl Stand - Kickabout

### Features

- Seamlessly welded from 304 grade stainless steel for strength & ease of cleaning
- Bowl retaining ring fitted with removable anti-static spiral buffers to support bowls
- Supplied with a 7 Litre, 360mm diameter stainless steel bowl
- 75mm pressed steel non-marking castors (1 x anti-static, 2 x non-anti-static)

### Dimensions (w x d x h)

- Overall Dimensions - 365 x 365 x 235mm

### Options / Accessories

- 2MECO079 - 360mm Diameter, 7 Litre Stainless Steel Bowl
- 2PLCO054 - 360mm Diameter, 7 Litre Polythene Bowl



Item	Description	Weight
SBSL/1	Bowl Stand - Kickabout	3.2kg

## Bucket Stands - Kickabout, 15 Litre Bucket

### Features

- Seamlessly welded from 304 grade stainless steel for strength & ease of cleaning
- Bucket retaining ring fitted with removable anti-static spiral buffers to support the bucket
- Model available fitted with a handle
- Supplied with a 15 Litre graduated stainless steel bucket
- 75mm pressed steel non-marking castors (1 x anti-static, 2 x non-anti-static)

### Dimensions (w x d x h)

- No Handle - 460 x 460 x 470mm
- With Handle - 460 x 460 x 470mm

### Options / Accessories

- 2MECO081 - 15 Litre graduated stainless steel bucket



SBKSLH/1

Item	Description	Weight
SBKSL/1	Bucket Stand - 15 Litre Bucket	5.0kg
SBKSLH/1	Bucket Stand - 15 Litre Bucket, Handle	5.5kg

## Instrument Trolleys - Fixed Shelves, Sides Down, Stainless Steel, 450mm Deep

### Features

- Meets BS4068:1977 Specification for hospital trolleys for instruments, dressings & for anaesthetists' use
- Seamlessly welded from 304 grade stainless steel for strength & ease of cleaning
- Fixed shelves with down turned sides
- Shelf heights 405 & 870mm
- Maximum capacity per shelf 40kg
- 75mm pressed steel non-marking castors (1 x anti-static, 3 x non-anti-static)

### Options / Accessories

- C001 - Factory Fit Only 75mm, Grey Polymer Castors (2 x braking / 2 x non-braking)
- C002 - Factory Fit Only 100mm, Grey Polymer Castors (2 x braking / 2 x non-braking)
- C003 - Factory Fit Only 100mm, Pressed Steel Castors (2 x braking / 2 x non-braking)
- Drawer Units - page 117
- DP/C - Infusion Pole & Bracket
- ZP005 - Ring Buffers



DTSF/900/2/SD



DTSF/600/2/SD



DTSF/450/2/SD

Item	Size	Shelf Size (w x d)	Overall Dimensions (w x d x h)	Weight
DTSF/450/2/SD	Small	450 x 450mm	470 x 470 x 870mm	12.0kg
DTSF/600/2/SD	Medium	600 x 450mm	620 x 470 x 870mm	14.5kg
DTSF/750/2/SD	Large	750 x 450mm	770 x 470 x 870mm	18.0kg
DTSF/900/2/SD	X-Large	900 x 450mm	920 x 470 x 870mm	21.0kg



# Instrument Trolleys - Fixed Shelves, Sides Down, Stainless Steel, 600mm Deep

## Features

- Meets BS4068:1977 Specification for hospital trolleys for instruments, dressings & for anaesthetists' use
- Seamlessly welded from 304 grade stainless steel for strength & ease of cleaning
- Fixed shelves with down turned sides
- Shelf heights 405 & 870mm
- Maximum capacity per shelf 40kg
- 100mm pressed steel anti-static non-marking castors

## Options / Accessories

- C002 - Factory fit only 100mm, Grey Polymer Castors (2 x braking / 2 x non-braking)
- C003 - Factory fit only 100mm, Pressed Steel Castors (2 x braking / 2 x non-braking)
- DP/C - Infusion Pole & Bracket
- ZP005 - Ring Buffers



Item	Size	Shelf Size (w x d)	Overall Dimensions (w x d x h)	Weight
DTSF/66/2/SD	Small	600 x 600mm	620 x 620 x 870mm	17.5kg
DTSF/96/2/SD	Medium	900 x 600mm	920 x 620 x 870mm	24.0kg
DTSF/126/2/SD	Large	1220 x 600mm	1220 x 620 x 870mm	29.6kg

## Instrument / Mayo Tables - Cantilever, Variable Height

### Features

- Seamlessly welded frame from 304 grade stainless steel for strength & ease of cleaning
- Available with two castors & skid feet or four castors
- Height adjustable upright using a handwheel...
  - Two Castors & Skid Feet - 893 - 1480mm
  - Four Castors - 858 - 1450mm
- Supplied with a removable stainless steel tray, 512 x 387 x 20mm (w x d x h)
- 50mm polypropylene / thermoplastic rubber twin-wheel anti-static castors

### Dimensions (w x d x h)

- Two Castors & Skid Feet - 641 x 450 x 893 - 1480mm
- Four Castors - 651 x 471 x 858 - 1450mm



Item	Description	Weight
SS/22/1	Instrument / Mayo Table - Cantilever, Variable Height, Two Castors & Skid Feet	5.4kg
SS/22/2	Instrument / Mayo Table - Cantilever, Variable Height, Four Castors	5.8kg

## Operating Platforms

### Features

- Seamlessly welded frame from 304 grade stainless steel for strength & ease of cleaning
- Aluminium embossed non-slip tread
- Non-slip, anti-static rubber feet
- Max capacity 190kg

### Dimensions (w x d)

- Small - 400 x 300mm
- Large - 600 x 300mm



Aluminium embossed non-slip tread



OP/432

Item	Description	Weight
<b>Small</b>		
OP/431	Operating Platform - Small, 150mm High	4.2kg
OP/432	Operating Platform - Small, 200mm High	4.4kg
<b>Large</b>		
OP/631	Operating Platform - Large, 150mm High	6.0kg
OP/632	Operating Platform - Large, 200mm High	6.4kg

# Suture Storage Trolleys

## Features


- Angled shelves present contents for instant identification & easy access
- Allows logical organisation, eliminates confusion, allowing for easier & faster restocking
- Open wire design minimises dust accumulation, allowing for free circulation of air, improved visibility & light penetration
- No tools shelf adjustment in 25mm increments
- Each trolley supplied with 12 x shelf retainers to assist with segregation of contents
- Delivered flat pack for self-assembly
- 125mm pressed steel castors, 2 off braking
- Can be supplied pre-assembled, please ask for a quote

## Dimensions (w x d x h)

- Small - 610 x 457 x 1778mm
- Medium - 914 x 457 x 1778mm
- Large - 1219 x 457 x 1778mm



8DC56EC



Delivered Flat packed



Steel Castors for Easy Moving



Open Wire Shelf Design

Item	Description	Weight
8DC16EC	Trolley - Suture Storage, 5 x Angled Shelves, Small	50.0kg
8DC36EC	Trolley - Suture Storage, 5 x Angled Shelves, Medium	51.5kg
8DC56EC	Trolley - Suture Storage, 5 x Angled Shelves, Large	52.5kg



# Therapy Chairs

Dialysis Chair - Sensa i	580
Dialysis Bed Chair - Silovo	582
Chemotherapy, Plasma Collection, Blood Donation Chair - Sensa Flex	584



# Dialysis Chairs - Sensa i

## Features

- EN 60601-1:2006+A12:2014 Medical electrical equipment. General requirements for basic safety & essential performance
- Stepless, silent electric operation...
  - Sensa i Basic - Three drives provide adjustment of the back, foot & seat sections. Manually adjustable footrest (seat height 570mm)
  - Sensa i Premium - Five drives provide adjustment of the height, back, foot, seat sections & footrest (seat height 560-780mm)
- Chair can be configured to move into the Shock or Trendelenburg position in the case of an emergency
- 240V ~, 50/60Hz & fitted with a UK 3 pin plug & available with a hand switch
- Armrests...
  - Sensa i Basic - Full foam pad armrests
  - Sensa i Premium - Full foam pad armrests, rotatable & folding upwards, tiltable & height adjustable
- Seat back cover provides a smooth, easy clean surface, whilst a holder provides a location to support the power cord when moving the chair
- Clearance beneath frame allows access for mobile hoists 63mm
- Two-layer sandwich foam upholstered in flame retardant anti-microbial vinyl
- Castors...
  - Sensa i Basic - 75mm polymer twin wheel braking castors
  - Sensa i Premium - 100mm polymer twin wheel castors with central lock
- Underframe Cover...
  - Sensa i Basic - None
  - Sensa i Premium - Complete, allowing for fast & efficient cleaning
- Max capacity 250kg

## Dimensions (w x d x h)

- Sensa i Basic - 870 x 2290 x 570mm
- Sensa i Premium - 870 x 2290 x 560 - 780mm
- Back / Seat / Foot Section 0° to 72° (Shock Position), -12° to 72° (Trendelenburg Position) / 0° to 25° / -25° to 27°
- Back / Seat / Foot Section in Shock Position 0° / 25° / 27°
- Back / Seat / Foot Section in Trendelenburg Position -12° / 25° / 27°

## Vinyl - Vowalon

Alternative colours available at additional cost. Change suffix 'VAG' on the end of the product code with any of the following e.g. Dialysis Chair - Sensa i Basic in Azure - 5LK/61-I-00/PR/VST/VAZ



VST VAG VAZ VSAP VSAF VKI

## Standard Colours

- Vinyl - Sapphire / Stone
- Paint - Stone



5LK/61-I-00/VST/VAG  
Shown with optional pillow

Item	Description	Weight
5LK/61-I-00	Dialysis Chair - Sensa i Basic - Three Drives	85.0kg
5LK/61-I-00-PR	Dialysis Chair - Sensa i Premium - Five Drives	100.0kg



Full foam pad armrests



5LK/61-I-00/PR/VST/VAG  
Shown with optional light

Options	Description	Sensa i Basic	Sensa i Premium
5LK/61-18-18	Trendelenburg Position		✓
5LK/61-18-11	Underframe Cover - Light	✓	
5LK/61-18-51	Antimicrobial Upholstery	✓	✓
5LK/61-18-37	Transparent, Cleanable Protective Cover for Foot Section	✓	✓
5LK/61-18-38	Transparent, Cleanable Protective Cover for Footrest	✓	✓
5LK/61-18-78	Swivelling Table	✓	✓
5LK/61-18-55	Equipotential Bonding Cable	✓	✓
5LK/61-18-88	CPR Release	✓	✓
5LK/61-18-75	USB Charging Port		✓
5LK/61-18-74	USB Reading Lamp (USB charging point required)		✓
5LK/61-18-47	Visco Foam Upholstery		✓
5LK/61-18-28	Relax Pillow		✓
5LK/61-18-29	Battery		✓

# Dialysis Bed Chair - Silovo

## Features

- EN 60601-1:2006+A12:2014 Medical electrical equipment. General requirements for basic safety & essential performance
- Space Saving Bed Chair
- Stepless, silent electric operation...
  - Silovo Basic - Four drives provide adjustment of the height, back, foot & seat sections. Manually adjustable footrest
  - Silovo Premium - Five drives provide adjustment of the height, back, foot, seat sections & footrest
- In an emergency, the bed chair can be moved into the Shock position, or using a separate button, moved quickly into the Trendelenburg position
- Foam mattress with light blue PU cover
- 240V ~, 50/60Hz & fitted with a UK 3 pin plug & available with a hand switch
- Clearance beneath frame allows access for mobile hoists 96mm
- 100mm polymer twin wheel central locking castors
- Max capacity 250kg

## Dimensions (w x d x h)

- Silovo Basic - 870 x 2230 x 540 - 790mm (without attachments)
- Silovo Premium - 950 x 2260 x 540 - 790mm (without attachments)
- Back / Seat / Foot Section 0° to 70° / 0° to 15° / -15° to 15°
- Back / Seat / Foot Section in Shock Position 0° / 15° / 15°
- Back / Seat / Foot Section in Trendelenburg Position -15° / 15° / 15°

## Standard Colours

- PU Cover - Light Blue
- Paint / Plastics - Grey

## Options

- 5LK/93-27-26 - Visco Foam Mattress with Light Blue PU Cover
- 5LK/92-10-45-OPT - Relax Pillow with Light Blue PU Cover
- 5LK/93-10-68 - Headrest with Inlay in Grey
- 5LK/93-10-62 - Grey Removable PU Moulded Armrests, Rotating, Fold Upwards, Tilttable & Height Adjustable
- 5LK/93-12-10-OPT - USB Charging Port
- 5LK/93-12-11-OPT - USB Reading Lamp (USB charging point required)
- 5LK/93-10-44-R-OPT - Right-Hand, Drop Down-Side Rails (two part)
- 5LK/93-10-44-L-OPT - Left-Hand, Drop Down-Side Rails (two part)
- 5LK/90-00-75-V2 - Sit-Up Aid, Includes Handle
- 5LK/92-10-47-OPT - Infusion Bag Holder
- 5LK/93-10-76-OPT - Infusion Pole Holder
- 5LK/60-00-91 - Infusion Pole, Includes Bottle Holder
- 5LK/57-10-45-OPT - Equipotential Bonding Cable (requirement when carrying out intracardiac procedures)
- 5LK/92-10-46-OPT - Wedge-Shaped Pillow for the Arm with Grey PU Cover



5LK/93-A4-01

Shown with optional mattress, relax pillow, light, headrest, armrests & footrests

Item	Description	Weight*	
5LK/93-A4-01	Dialysis Bed Chair - Silovo Basic - Four Drives	100-200.0kg	
5LK/93-A5-01	Dialysis Bed Chair - Silovo Premium - Five Drives	100-200.0kg	*Depending on configuration





Shown with optional sit-up aid

# Chemotherapy, Plasma Collection, Blood Donation Chair - Sensa Flex

## Features

- EN 60601-1:2006+A12:2014 Medical electrical equipment. General requirements for basic safety & essential performance
- Stepless, silent electric operation...
  - Sensa Flex A3 - Three drives provide adjustment of the back, foot & seat sections (seat height 570mm)
  - Sensa Flex A4 - Four drives provide adjustment of the height, back, foot & seat sections (seat height 570 - 780mm)
- In the case of an emergency, the chair can be moved quickly into the Shock or Trendelenburg position
- 240V ~, 50/60Hz & fitted with a UK 3 pin plug & available with a hand switch
- Rotating, folding & tilting armrests with upholstered foam armrest pads
- Clearance beneath frame allows access for mobile hoists 63mm
- Two-layer sandwich foam upholstered in flame retardant anti-microbial vinyl
- Neck roll headrest
- 75mm polymer twin wheel braking castors
- Max capacity 200kg

## Dimensions (w x d x h)

- Sensa Flex A3 - 844 x 1987 x 570mm
- Sensa Flex A4 - 844 x 1987 x 570 - 780mm
- Back Section 0° to 81° (Shoulder Area) / -20° to 61° (Loin Area)
- Seat Section 7° to 20°
- Foot Section -77° to 20° / 20° (Shock / Trendelenburg Position)

## Standard Colours

- Vinyl - Sapphire
- Paint - Stone

## Vinyl - Vowalon

Alternative colours available at additional cost. Change suffix 'VKI' on the end of the product code with any of the following e.g. Chemotherapy, Plasma Collection, Blood Donation Chair - Sensa Flex A4 in Saffron - 5LK/61-F3-00/VSAF



VST VAG VAZ VSAP VSAF VKI

Item	Description	Weight
5LK/61-F3-00	Chemotherapy, Plasma Collection, Blood Donation Chair - Sensa Flex A3 - Three Drives	60.0kg
5LK/61-F4-00	Chemotherapy, Plasma Collection, Blood Donation Chair - Sensa Flex A4 - Four Drives	75.0kg



5LK/61-F3-00/VSAF



Shown with optional table



Shown with optional infusion pole

Options	Description	Sensa Flex A3	Sensa Flex A4
5LK/61-10-601-OPT	Antimicrobial Upholstery	✓	✓
5LK/57-10-52-OPT	Armrests with Additional Tilt-Adjustment	✓	✓
5LK/61-12-104-OPT	Battery	✓	
5LK/61-12-105-OPT	Battery		✓
5LK/57-10-36-OPT	Transparent, Cleanable Protective Cover for Foot Section	✓	✓
5LK/57-10-49-OPT	Transparent, Cleanable Protective Cover for Low Wedge-Shaped Armrests (each)	✓	✓
5LK/57-10-28-OPT	Paper Roll Holder	✓	✓
5LK/61-10-74-OPT	Infusion Pole Holder Right & Left Rotatable	✓	
5LK/61-10-539-OPT	Infusion Pole Holder Right & Left Rotatable		✓
5LK/60-00-91	Infusion Pole, Includes Bottle Holder	✓	✓
5LK/61-10-115-OPT	Swivelling Table	✓	✓
5LK/61-12-106-OPT	USB Charging Port	✓	✓
5LK/57-10-63-OPT	USB Reading Lamp (USB charging point required)	✓	✓
5LK/57-12-05-OPT	CPR Release	✓	✓



# Workstations & Speciality Storage

Workstations	588
Storage Units	589
Catheter Storage Units	590



# Workstations - Mobile, Polymer, Metro Starsys™



## Features

- Adaptable workstations
- Available as single, double & triple width units
- Moulded body, drawers & doors from a lightweight polymer that will not rust, chip, dent, peel or corrode
- Laminate worktop (height 914mm)
- 125mm polymer castors, 2 off braking

## Standard Colours

- Body / Drawers / Doors - Light Taupe
- Drawer / Door Handles - Slate Blue



85XRDEMENT2



85XRT38MW14



85XRSEMENT1

Other configurations available.  
Contact our customer services  
team to discuss your requirements

Item	Description	Overall Dimensions (w x d x h)	Weight
85XRSEMENT1	Single, Drawers, Overhead Unit	600 x 726 x 2070mm	121.1kg
85XRDEMENT2	Double, Drawers & Door, Overhead Units	1102 x 726 x 2070mm	188.2kg
85XRD40MW10	Double, Drawers, Overhead Units	1102 x 726 x 2070mm	189.0kg
85XRT38MW14	Triple, Drawers & Doors, Overhead Units	1606 x 726 x 2070mm	219.8kg

# Storage Units - Mobile, Polymer, Metro Starsys™

## Features

- Full height storage units
- Available as single, double & triple width units
- Moulded body, drawers & hinged/tambour doors from a lightweight polymer that will not rust, chip, dent, peel or corrode
- 125mm polymer castors, 2 off braking



## Standard Colours

- Body / Drawers / Doors - Light Taupe
- Drawer / Door Handles - Slate Blue

## Options / Accessories

- 8SXLABKIT - Drawer / Door Label Holders (x 10)
- 8SXREHAN - Push Handle



8SXRTGS2



8SXR83MGSTD



8SXR76CM3



8SXR5GS2

Item	Description	Overall Dimensions (w x d x h)	Weight
<b>Drawers &amp; Hinged Doors</b>			
8SXR5GS2	Single, Drawers	578 x 632 x 1990mm	187.7kg
8SXR76CMHD1	Double, Drawers & Hinged Doors	1080 x 709 x 1990mm	159.2kg
8SXRTGS2	Triple, Drawers & Hinged Doors	1669 x 709 x 1990mm	187.8kg
<b>Hinged Doors</b>			
8SXR576CM5	Single, Door	578 x 709 x 1990mm	106.0kg
8SXR76CM3	Double, Doors	1080 x 709 x 1990mm	113.0kg
8SXRTGS3	Triple, Doors	1669 x 709 x 1990mm	158.0kg
<b>Tambour Doors</b>			
8SXR83MGSTD	Single, Tambour Door	578 x 709 x 2096mm	108.9kg
8SXR83MGSTD	Double, Tambour Doors	1080 x 709 x 2096mm	152.9kg

# Catheter Storage Units - Mobile, Polymer, Metro Stars™



## Features

- Full height catheter storage units available with either hinged or tambour door/s
- Catheters supported on retractable slides providing easy to access & safe storage
- Available as single & double width units
  - Single - 180 Catheters
  - Double - 360 Catheters
- Moulded body & hinged or tambour doors from a lightweight polymer that will not rust, chip, dent, peel or corrode
- 125mm polymer castors, 2 off braking

## Standard Colours

- Body / Drawers / Doors - Light Taupe
- Drawer / Door Handles - Slate Blue

## Options / Accessories

- 8SXRCATHHK - Catheter Hooks (supports 12 catheters)
- 8SXRLABKIT - Drawer / Door Label Holders (x 10)
- 8SXREHAN - Push Handle

Other configurations available.  
Contact our customer services  
team to discuss your requirements



85XRD76MCATH1



85XRS83MCATHTD

Item	Description	Overall Dimensions (w x d x h)	Weight
<b>Hinged Doors</b>			
85XRS76MCATH1	Single, L/H Hinged Door, 180 x Catheters	578 x 632 x 1990mm	100.1kg
85XRD76MCATH1	Double, R/H & L/H Hinged Door, 360 x Catheters	1080 x 632 x 1990mm	136.3kg
<b>Tambour Doors</b>			
85XRS83MCATHTD	Single, Tambour Door, 180 x Catheters	578 x 709 x 2096mm	109.3kg
85XRD83MCATHTD	Double, Tambour Doors, 360 x Catheters	1080 x 709 x 2096mm	146.1kg



# Catheter Storage Units - Stationary, Polymer, Metro Starsys™



## Features

- Full height catheter storage units available with either hinged or tambour door/s
- Catheters supported on retractable slides providing easy to access & safe storage
- Available as single & double width units
  - Single - 180 Catheters
  - Double - 360 Catheters
- Moulded body & hinged or tambour doors from a lightweight polymer that will not rust, chip, dent, peel or corrode

## Standard Colours

- Body / Drawers / Doors - Light Taupe
- Drawer / Door Handles - Slate Blue

## Options / Accessories

- 8SXRCATHHK - Catheter Hooks (supports 12 catheters)
- 8SXRLABKIT - Drawer / Door Label Holders (x 10)
- 8SXR-FLR - Floor Mounting Kit
- 8SXR72UUFLR - Unit to Unit Filler Kit\*\*
- 8SXR72BKFLR30 - Back to Wall Kit (Half Depth Units)\*\*\*
- 8SXR72BKFLR - Back to Wall Kit (Full Depth Units)\*\*\*

\*\*Covers the seam between two adjacent units

\*\*\*Fills the gap when a unit is pulled away from the wall to be flush with the front of the worktop



8SXR72SCATH1



8SXR80SCATHTD

Item	Description	Overall Dimensions (w x d x h)	Weight
<b>Hinged Doors</b>			
8SXRS72SCATH1	Single, L/H Hinged Door, 180 x Catheters	540 x 594 x 1842mm	75.5kg
8SXR72SCATH1	Double, R/H & L/H Hinged Door, 360 x Catheters	1049 x 594 x 1842mm	143.6kg
<b>Tambour Doors</b>			
8SXRS80CATHTD	Single, Half Depth, Tambour Door, 180 x Catheters	540 x 457 x 2032mm	60.3kg
8SXR80CATHTD	Double, Half Depth, Tambour Door, 360 x Catheters	1052 x 457 x 2032mm	113.9kg
8SXRS80SCATHTD	Single, Full Depth, Tambour Door, 180 x Catheters	540 x 620 x 2032mm	84.4kg
8SXR80SCATHTD	Double, Full Depth, Tambour Door, 360 x Catheters	1052 x 620 x 2032mm	140.2kg

# Express Range

## Your Furniture Essentials

### 5 Day Delivery

We understand that there are times when equipment is required at short notice, to support healthcare professionals deliver care.

Our Express offering consists of a range of Essential products, available for delivery within 5-days.

Order before 12pm Thursday for delivery the following week. To ensure that we meet expectations, please ensure that Express is detailed on your purchase order.

Our customer service team are available for you to contact to support you in finding a solution that best suits your requirements.



Website




# New For 2025...

We've listened to our customers, and have expanded our portfolio with new product ranges...



Medical Measuring Systems & Scales  
Page 256



Mobile Computer Carts & Roll Stands  
Page 334



Therapy Chairs  
Page 580



Patient Handling  
Page 352



Examination & Surgical Lighting  
Page 164



Pharmacy & Vaccine Refrigeration  
Page 374



5LK/61-18-51	581	50X/PH/CD/XL	367	5PL130/BD	567	5RLDF0219	374	5SE/416	264
5LK/61-18-55	581	50X/PH/CD/XS	367	5PL135/BD	567	5RLDF0219DIGILOCK	374	5SE/417	265
5LK/61-18-74	581	50X/PH/DSD/LG	270	5PL140/BD	567	5RLDF0519	374	5SE/421	277
5LK/61-18-75	581	50X/PH/DSD/ME	370	5PL145/BD	566	5RLDF0519DIGILOCK	374	5SE/428	260
5LK/61-18-78	581	50X/PH/DSD/SM	370	5PL150/BD	566	5RLDF1019	375	5SE/431	261
5LK/61-18-88	581	50X/PH/FBD/LG	370	5PL900	567	5RLDF1019DIGILOCK	375	5SE/459	283
5LK/61-F3-00	584	50X/PH/FBD/ME	368	5PL905	567	5RLDF1519	375	5SE/472	303
5LK/61-F4-00	584	50X/PH/FBD/SM	368	5PL910	567	5RLDF1519DIGILOCK	375	5SE/487	283
5LK/61-I-00	580	50X/PH/FBD/XL	368	5PL915	567	5RLDG0519	374	5SE/492.Pad-2	315
5LK/61-I-00-PR	580	50X/PH/FBD/XS	368	5PL920	567	5RLDG0519DIGILOCK	374	5SE/635	272
5LK/90-00-75-V2	582	50X/PH/QDD/LG	369	5PL925	567	5RLDG1019	375	5SE/645	296
5LK/92-10-45-OPT	582	50X/PH/QDD/ME	369	5PS/B/SF	15	5RLDG1019DIGILOCK	375	5SE/655-HR	280
5LK/92-10-46-OPT	582	50X/PH/QDD/SM	369	5PS/B/SF	459	5RLDG1519	375	5SE/655-HR-US	278
5LK/92-10-47-OPT	582	50X/PL/AD	352	5PS/B/WF	14	5RLDG1519DIGILOCK	375	5SE/655-US	279
5LK/93-10-44-L-OPT	582	50X/PL/AD/PR	353	5PS/B/WF	458	5RPDF0012F	377	5SE/657	302
5LK/93-10-44-R-OPT	582	50X/PL/AD/PR/LL	354	5PTC/EXH	450	5RPDF0019F	377	5SE/665	300
5LK/93-10-62	582	50X/PL/CA	356	5PTC/EXH/AA	450	5RPF021043	376	5SE/675	301
5LK/93-10-68	582	50X/PL/ST	355	5PTC/POH/AA	452	5RPF044043	376	5SE/677	299
5LK/93-10-76-OPT	582	50X/SBC/4	364	5PTC/POH/AA/H	452	5RPF021043	376	5SE/685	298
5LK/93-12-10-OPT	582	50X/SBC/6	364	5RE/RAE/ALWE/VVDEL	462	5RPF044043	376	5SE/689	316
5LK/93-12-11-OPT	582	50X/SL3151	362	5RE/RAE/ALWE/VVDEL/VPNB	463	5RSH42WH	439	5SE/700.8000i-2	316
5LK/93-27-26	582	50X/SL3152	362	5RE/RAE/ASHI/VVDEL	466	5RSH70WH	439	5SE/700.Pad-2	316
5LK/93-A4-01	582	50X/SL3153	362	5RE/RAE/ASHI/VVDEL/VPNB	467	5SE/201	270	5SE/704	285
5LK/93-A5-01	582	50X/WS/100	366	5RE/RAE/SHAP/VVDEL	460	5SE/203	269	5SE/704S	284
5MS/LC/C	335	50X/WS/101	366	5RE/RAE/SHAP/VVDEL/VPNB	461	5SE/206	294	5SE/761	276
5MS/LC/FHC	334	50X/WS/102	366	5RE/RAE/TWYF/VVDEL	464	5SE/207	267	5SE/799	286
5MS/RS/1	348	5PL005/BD	567	5RE/RAE/TWYF/VVDEL/VPNB	465	5SE/210	266	5SE/802Z.CT8000i-2	315
5MS/PC/AA	349	5PL010/BD	567	5RE/RAM/ALWE/VVDEL	462	5SE/212	268	5SE/858Z.CT8000P-2	315
5MS/VC/C	339	5PL015/BD	567	5RE/RAM/ALWE/VVDEL/VPNB	463	5SE/213	293	5SE/875	275
5MS/VC/FHC	338	5PL020/BD	567	5RE/RAM/ASHI/VVDEL	466	5SE/216	291	5SE/877	274
5ND/FA/CLIF/VVDEL	456	5PL025/BD	567	5RE/RAM/ASHI/VVDEL/VPNB	467	5SE/217	290	5SE/899	273
5ND/HAF/ALDE/VVDEL	455	5PL030/BD	567	5RE/RAM/SHAP/VVDEL	460	5SE/218	295	5SE/955	306
5ND/HAR/ALDE/VVDEL	455	5PL035/BD	567	5RE/RAM/SHAP/VVDEL/VPNB	461	5SE/220	287	5SE/956	305
5ND/LC/ALDE/VVDEL	454	5PL040/BD	567	5RE/RAM/TWYF/VVDEL	464	5SE/222	292	5SE/959	304
5ND/MAF/ALDE/VVDEL	455	5PL045/BD	567	5RE/RAM/TWYF/VVDEL/VPNB	465	5SE/223	297	5SE/AL/CLIP	314
5ND/MAR/ALDE/VVDEL	455	5PL050/BD	567	5RE/RPAH/BATH/VVDEL	470	5SE/232 N	256	5SE/AL/CON	314
5ND/RA/CLIF/VVDEL	456	5PL055/BD	567	5RE/RPAH/BATH/VVDEL/VPNB	471	5SE/233	257	5SE/CARDIOPAD-2	311
5NR/OC/KING/VVDEL	476	5PL060/BD	567	5RE/RRAE/ALWE/VVDEL	462	5SE/264	289	5SE/CT330	308
5NR/OC/KING/VVDEL	251	5PL065/BD	567	5RE/RRAE/ALWE/VVDEL/VPNB	463	5SE/274	288	5SE/CT331	309
5OX/AC/PKC	363	5PL070/BD	567	5RE/RRAE/ASHI/VVDEL	466	5SE/285	282	5SE/CT500-2	313
5OX/AC/SAC	365	5PL075/BD	567	5RE/RRAE/ASHI/VVDEL/VPNB	467	5SE/287	281	5SE/CT8000i-2	310
5OX/AC/SPC/4	364	5PL080/BD	566	5RE/RRAE/HADL610/VVDEL/VPNB	460	5SE/336	256	5SE/CT8000P-2	312
5OX/AS/AS	361	5PL085/BD	567	5RE/RRAE/HADL710/VVDEL/VPNB	461	5SE/376	257	5SE/Q-TAB	314
5OX/AS/CS	365	5PL090/BD	567	5RE/RRAE/SHAP/VVDEL	464	5SE/384	258	5SS/AL/EC	481
5OX/AS/JO	360	5PL095/BD	567	5RE/RRAE/SHAP/VVDEL/VPNB	465	5SE/385	259	5SS/AL/IC	481
5OX/AS/SW	358	5PL100/BD	567	5RE/RRAE/TWYF/VVDEL	470	5SE/402	262	5SS/AL1	481
5OX/AS/SW	358	5PL105/BD	566	5RE/RRAE/TWYF/VVDEL/VPNB	471	5SE/403	263	5SS/AL2	481
5OX/AS/UP	359	5PL110/BD	567	5RE/RRPAH/DORC/VVDEL	572	5SE/408	262	5SS/AL3	481
5OX/PH/CD/LG	367	5PL115/BD	566	5RE/RRPAH/DORC/VVDEL/VPNB	573	5SE/412	271	5SS/BU/CU	484
5OX/PH/CD/ME	367	5PL120/BD	567	5RLDF0119	374	5SE/413	260	5SS/BU/CY	484
5OX/PH/CD/SM	367	5PL125/BD	567	5RLDF0119DIGILOCK	374	5SE/415	275	5SS/BU/PO	484

5SS/BU/PO1	484	5TS/TEC/M/PU	512	85Q537G2	532	8MX556MG	530	8SXR80SCATHD	592
5SS/BU/PO2	484	5TS/TEC/PL/SS/NB	507	85Q537G2M	532	8MX556MS	530	8SXR83MCATHTD	591
5SS/LI/C	479	5TS/TECC/H	517	85Q547G2	532	8MX556SG	530	8SXR83MGSTD	590
5SS/LI1	479	5TS/TECC/M	517	85Q547G2M	532	8MX556SS	530	8SXRANES	410
5SS/LI1/LA	479	5TS/TECM/H	514	85Q557G2	532	8MX566MG	530	8SXRARTH	410
5SS/LI1/RA	479	5TS/TECM/M	514	85Q557G2M	532	8MX566MS	530	8SXRSCAST	408
5SS/LI2	479	5TS/TECS/H	518	85Q567G2	532	8MX566SG	530	8SXRSCAST	410
5SS/LI2/LA	479	5TS/TECS/M	518	85Q567G2M	532	8MX566SS	530	8SXRSCCU	410
5SS/LI2/RA	479	5TS/TES/H	508	89989PX	531	8MXD24-8	531	8SXRSDRS	410
5SS/LI3	479	5TS/TES/H/PU	513	89990P	535	8MXL36-2S	531	8SXRSENT1	589
5SS/LI3/LA	479	5TS/TES/M	508	8BC2030-2DMB	199	8MXL42-2S	531	8SXRSGS2	590
5SS/LI3/RA	479	5TS/TES/M/PU	513	8BC2030-3DMB	199	8MXL48-2S	531	8SXRSTIV	410
5SS/SH1	482	5TS/TES/PL	509	8BC2636-2DMB	199	8MXL60-2S	531	8SXRSTRAMA	410
5SS/SH2	482	5TS/TES/PL/NB	509	8BC2636-3DMB	199	8MXLS24-2S	531	8SXR38MW14	589
5SS/STBE2	486	5TS/TES/PO	510	8DC16EC	577	8MY1627-24BU	198	8SXRTGS2	590
5SS/STBE3	486	5TS/TESM/FO	516	8DC36EC	577	8MY1627-34BU	198	8SXRTGS3	590
5SS/STBE4	486	5TS/TESM/FO/B	516	8DC56EC	577	8MY2030-24BU	198	<b>B</b>	
5SS/STBE5	486	5TS/TESM/H	519	8DD24C	533	8MY2030-34BU	198	BC1C/BE	20
5SS/STBEP2	488	5TS/TESM/M	519	8FL21P3369	426	8MY2636-25BU	198	BC1C/GW	20
5SS/STBEP3	488	5X-0100-061-000/K	8	8FLCLINE	426	8MY2636-35BU	198	BC1CPD/BE	20
5SS/STBEP4	488	5X-0100-071-000/K	8	8FLCOM-LT	426	8O536C	534	BC1CPD/GW	20
5SS/STBEP5	488	5X-0109-061-000/K	8	8FLCRP4	426	8O536CM	534	BC1CPDWL/BE	21
5SS/SURC/SU	544	5X-0109-071-000/K	8	8FLPED1	426	8O546C	534	BC1CPDWL/GW	21
5SS/SURC/SU/PL	542	5X-0110-061-000/K	9	8FLTMENT2	426	8O546CM	534	BC1CPDWR/BE	21
5TC/COH	446	5X-0110-071-000/K	9	8L24N-4C	535	8O556C	534	BC1CPDWR/GW	21
5TC/COH/AA	446	5X-0142-061-000	13	8L36N-4C	535	8O556CM	534	BC1CWL/BE	21
5TC/ERH/AA	448	5X-0142-071-000	13	8L42N-4C	535	8O966C	534	BC1CWL/GW	21
5TC/ERH/AA/H	448	5X-0150-061-000	12	8L48N-4C	535	8O966CM	534	BC1CWR/BE	21
5TC/MEH	444	5X-0150-071-000	12	8L60N-4C	535	8Q04LH	533	BC1CWR/GW	21
5TC/MEH/AA	444	5X-0151-061-000	12	8LECCRP2	424	8Q536G2	532	BC1D/BE	20
5TC/OPD	443	5X-0151-071-000	12	8LECCRP3	424	8Q536G2M	532	BC1D/GW	20
5TC/OPD/A	443	85MX536MG	530	8LECCRP4	424	8Q546G2	532	BC1DPD/BE	20
5TC/OPD/AA	443	85MX536MS	530	8MBC1210DB	412	8Q546G2M	532	BC1DPD/GW	20
5TC/OPH	443	85MX536SG	530	8MBX1310ANES4DB	412	8Q556G2	532	BC1DPDWL/BE	21
5TC/OPH/A	443	85MX536SS	530	8MBX3210TRAUMADB	412	8Q556G2M	532	BC1DPDWL/GW	21
5TC/OPH/AA	443	85MX546MG	530	8MQD24-8	533	8Q566G2	532	BC1DPDWR/BE	21
5TC/OPM	443	85MX546MS	530	8MQL24-2S	533	8Q566G2M	532	BC1DPDWR/GW	21
5TC/OPM/A	443	85MX546SG	530	8MQL36-2S	533	8SXR40MW10	589	BC1DWL/BE	21
5TC/OPM/AA	443	85MX546SS	530	8MQL42-2S	533	8SXR42ZSCATH1	592	BC1DWL/GW	21
5TS/PE/PU	505	85MX556MG	530	8MQL48-2S	533	8SXR476CM3	590	BC1DWR/BE	21
5TS/SA	502	85MX556MS	530	8MQL60-2S	533	8SXR476CMHD1	590	BC1DWR/GW	21
5TS/SA/PL	503	85MX556SG	530	8MQLS24-2S	533	8SXR476MCATH1	591	BC2C/BE	22
5TS/SA/PL/NB	503	85MX556SS	530	8MW2436-2CW	200	8SXR480HCATHTD	592	BC2C/GW	22
5TS/SA/PU	504	85MX566MG	530	8MX536MG	530	8SXR480SCATHTD	592	BC2D/BE	22
5TS/TEC/H	506	85MX566MS	530	8MX536MS	530	8SXR483MCATHTD	591	BC2D/GW	22
5TS/TEC/H/A/PU	512	85MX566SG	530	8MX536SG	530	8SXR483MGSTD	590	BC3C/BE	24
5TS/TEC/H/AA/PU	512	85MX566SS	530	8MX536SS	530	8SXR483MGSTD	589	BC3C/GW	24
5TS/TEC/H/PU	512	85O537CM	534	8MX546MG	530	8SXR572SCATH1	592	BC3CPD/BE	24
5TS/TEC/M	506	85O547CM	534	8MX546MS	530	8SXR576CM5	590	BC3CPD/GW	24
5TS/TEC/M/A/PU	512	85O557CM	534	8MX546SG	530	8SXR576MCATH1	591	BC3CPDWL/BE	25
5TS/TEC/M/AA/PU	512	85O967CM	534	8MX546SS	530	8SXR80HCATHTD	592	BC3CPDWL/GW	25

BC3CPDWR/BE	25	CD010	150	CRSM1/18/8D	40	CT/WF	66	CTD2/14HSB	57
BC3CPDWR/GW	25	CD015	150	CRSM2/18/10S10D	41	CTAIRWMM1/10/3S2D/SS	428	CTD2/14SS	58
BC3CWL/BE	25	CD020	150	CRSM2/18/12S8D	41	CTAIRWMM1/10/4S1D/SS	428	CTDC1/08CA	55
BC3CWL/GW	25	CD025	150	CRSM2/18/16D	41	CTAIRWMM1/10/6S/SS	428	CTDC1/08EPB	56
BC3CWR/BE	25	CD030	150	CRSM2/18/4S12D	41	CTANAEM1/10/3S2D/EPB	398	CTDC1/08SS	58
BC3CWR/GW	25	CD035	150	CRSM2/18/6S12D	41	CTANAEM1/10/3S2D/HSB	398	CTDC1/10CA	55
BC3D/BE	24	CD045	150	CRSM2/18/8S10D	41	CTANAEM1/10/4S1D/EPB	398	CTDC1/10EPB	56
BC3D/GW	24	CD110	150	CRSS1/16/2S6D	42	CTANAEM1/10/4S1D/HSB	398	CTDC1/10SS	58
BC3DPD/BE	24	CD115	150	CRSS1/16/3S6D	42	CTANAEM1/10/6S/EPB	398	CTDC1/14CA	55
BC3DPD/GW	24	CD120	150	CRSS1/16/4S5D	42	CTANAEM1/10/6S/HSB	398	CTDC1/14EPB	56
BC3DPDWL/BE	25	CD130	150	CRSS1/16/5S5D	42	CTBASIM1/10	406	CTDC1/14SS	58
BC3DPDWL/GW	25	CD135	150	CRSS1/16/6S4D	42	CTBASIM1/10/1FWS	406	CTDISPM1/10/3S2D/EPB	122
BC3DPDWR/BE	25	CD145	150	CRSS1/16/8D	42	CTBASIM1/10/2FWS	406	CTDISPM1/10/3S2D/HSB	122
BC3DPDWR/GW	25	CD905	155	CRSS2/16/10S10D	43	CTCASTM1/10/3S2D/CA	399	CTDISPM1/10/4S1D/EPB	122
BC3DWL/BE	25	CD910	154	CRSS2/16/12S8D	43	CTCASTM1/10/3S2D/EPB	399	CTDISPM1/10/4S1D/HSB	122
BC3DWL/GW	25	CD911	154	CRSS2/16/16D	43	CTCASTM1/10/4S1D/CA	399	CTDISPM1/10/6S/EPB	122
BC3DWR/BE	25	CD913	154	CRSS2/16/4S12D	43	CTCASTM1/10/4S1D/EPB	399	CTDISPM1/10/6S/HSB	122
BC3DWR/GW	25	CDST/2	151	CRSS2/16/6S12D	43	CTCASTM1/10/6S/CA	399	CTINFEM1/10/3S2D/EPB	401
BCF/LC	252	CDST/3	151	CRSS2/16/8S10D	43	CTCASTM1/10/6S/EPB	399	CTINFEM1/10/3S2D/HSB	401
BCF/LS	252	CDST/4	151	CS/1	181	CTCHARM1/10/3S2D	76	CTINFEM1/10/4S1D/EPB	401
BCF/SC	252	CDST/8	151	CS/1H	181	CTCHARM1/10/4S1D	76	CTINFEM1/10/4S1D/HSB	401
BCV/B	248	CF/F/PK10	326	CS/2	181	CTCHARM2/10/6S4D	77	CTINFEM1/10/6S/EPB	401
BCV/B/NC	248	CRMM1/18/2S6D	50	CS/28/VBB	182	CTCHARM2/10/8S2D	77	CTINFEM1/10/6S/HSB	401
BCV/G	250	CRMM1/18/3S6D	50	CT/AIR	62	CTCRITM1/10/3S2D/CA	400	CTIVPRM1/10/3S2D/EPB	402
BH015/WHL	437	CRMM1/18/4S5D	50	CT/ALC	62	CTCRITM1/10/3S2D/EPB	400	CTIVPRM1/10/3S2D/HSB	402
BH030/WHL	437	CRMM1/18/5S5D	50	CT/BIN	62	CTCRITM1/10/4S1D/CA	400	CTIVPRM1/10/4S1D/EPB	402
BO/P/VD/SP	572	CRMM1/18/6S4D	50	CT/BOW	63	CTCRITM1/10/4S1D/EPB	400	CTIVPRM1/10/4S1D/HSB	402
BO/P/VS/SP	572	CRMM1/18/8D	50	CT/BUC	63	CTCRITM1/10/6S/CA	400	CTIVPRM1/10/6S/EPB	402
BR015/WHL	432	CRMM2/18/10S10D	51	CT/CR2	64	CTCRITM1/10/6S/EPB	400	CTIVPRM1/10/6S/HSB	402
BR020/WHL	432	CRMM2/18/12S8D	51	CT/CR5	64	CTD1/08CA	55	CTLAPTM1/10/3S2D/EPB	347
BR030/WHL	432	CRMM2/18/16D	51	CT/CYD	64	CTD1/08EPB	56	CTLAPTM1/10/3S2D/HSB	347
BR045/WHL	433	CRMM2/18/4S12D	51	CT/DEFIB	61	CTD1/08HSB	57	CTLAPTM1/10/4S1D/EPB	347
BR050/WHL	433	CRMM2/18/6S12D	51	CT/DH/A4	63	CTD1/08SS	58	CTLAPTM1/10/4S1D/HSB	347
BR060/WHL	433	CRMM2/18/8S10D	51	CT/DIV/D	71	CTD1/10CA	55	CTLAPTM1/10/6S/EPB	347
BR075/WHL	434	CRMS1/16/2S6D	52	CT/DIV/S	71	CTD1/10EPB	56	CTLAPTM1/10/6S/HSB	347
BR080/WHL	434	CRMS1/16/3S6D	52	CT/FS	73	CTD1/10HSB	57	CTM1/08/1S2D	44
BR090/WHL	434	CRMS1/16/4S5D	52	CT/FWS	73	CTD1/10SS	58	CTM1/08/3D	44
BR105/WHL	435	CRMS1/16/5S5D	52	CT/IV	64	CTD1/14CA	55	CTM1/08/3S1D	44
BR110/WHL	435	CRMS1/16/6S4D	52	CT/LAB	72	CTD1/14EPB	56	CTM1/08/4S	44
BR120/WHL	435	CRMS1/16/8D	52	CT/LAB/SEP	72	CTD1/14HSB	57	CTM1/10/1S3D	46
<b>C</b>		CRMS2/16/10S10D	53	CT/LHNR/S	69	CTD1/14SS	58	CTM1/10/3S2D	46
C001	119	CRMS2/16/12S8D	53	CT/LHR/S	68	CTD2/08CA	55	CTM1/10/4D	46
C002	119	CRMS2/16/16D	53	CT/OB/MS	60	CTD2/08EPB	56	CTM1/10/4S1D	46
C003	119	CRMS2/16/4S12D	53	CT/OB/MS	423	CTD2/08HSB	57	CTM1/10/6S	46
C004	70	CRMS2/16/6S12D	53	CT/OB/SS	60	CTD2/08SS	58	CTM1/14/2S5D	48
C012	420	CRMS2/16/8S10D	53	CT/PARM	65	CTD2/10CA	55	CTM1/14/3S4D	48
CB005	83	CRSM1/18/2S6D	40	CT/SBB/15	65	CTD2/10EPB	56	CTM1/14/4S3D	48
CB010	83	CRSM1/18/3S6D	40	CT/SPS	65	CTD2/10HSB	57	CTM1/14/5S3D	48
CB015	83	CRSM1/18/4S5D	40	CT/TRAY/D	71	CTD2/10SS	58	CTM1/14/6D	48
CB020	83	CRSM1/18/5S5D	40	CT/TRAY/S	71	CTD2/14CA	55	CTM1/14/8S1D	48
CD005	150	CRSM1/18/6S4D	40	CT/WB	66	CTD2/14EPB	56	CTM2/08/3S4D	45

CTM2/08/4S3D	45	CTS1/10/3S2D	36	DAF/1	102	DTSR/450/SR	112	EC1345/VBB	179
CTM2/08/6D	45	CTS1/10/4D	36	DAR/1/15	66	DTSR/600	112	EC1350/VBB	179
CTM2/08/6S2D	45	CTS1/10/4S1D	36	DAR/1/15	101	DTSR/600/SR	112	EC2205/VBB	184
CTM2/08/7S1D	45	CTS1/10/6S	36	DAR/1/WM	101	DTSR/750	112	EC2210/VBB	184
CTM2/08/8S	45	CTS1/14/2S5D	38	DAR/3/WM	101	DTSR/750/SR	112	EC2215/VBB	184
CTM2/10/3S6D	47	CTS1/14/3S4D	38	DG/3	102	DTSR/900	112	EC2220/VBB	184
CTM2/10/4S5D	47	CTS1/14/4S3D	38	DG/3/15	67	DTSR/900/SR	112	EC2225/VBB	185
CTM2/10/5S4D	47	CTS1/14/5S3D	38	DG/3/15	102	DUL/F	117	EC2230/VBB	185
CTM2/10/6S4D	47	CTS1/14/6D	38	DG/3/AR/1	100	DUL/R	117	EC2235/VBB	185
CTM2/10/8D	47	CTS1/14/8S1D	38	DGL	155	DUS/F	117	EC2240/VBB	185
CTM2/10/8S2D	47	CTS2/08/3S4D	35	DH/A3/50	84	DUS/R	117	EC2305/VBB	186
CTM2/14/10S6D	49	CTS2/08/4S3D	35	DH/A3/WF	84	<b>E</b>		EC2310/VBB	186
CTM2/14/12D	49	CTS2/08/6D	35	DH/A4/50	84	E/SOCKET/4	419	EC2315/VBB	186
CTM2/14/16S2D	49	CTS2/08/6S2D	35	DH/A4/WF	84	E02	190	EC2320/VBB	186
CTM2/14/4S10D	49	CTS2/08/7S1D	35	DP/2H	226	E03	190	EC2325/VBB	187
CTM2/14/6S8D	49	CTS2/08/8S	35	DP/4H	226	E04	190	EC2330/VBB	187
CTM2/14/8S6D	49	CTS2/10/3S6D	37	DP/C	118	E04/U	190	EC2335/VBB	187
CTMEDSM1/10/3S2D/CA	403	CTS2/10/4S5D	37	DP/C	227	E05	190	EC2340/VBB	187
CTMEDSM1/10/3S2D/EPB	403	CTS2/10/5S4D	37	DPKS/1	226	E06	190	EC4305/VBB	188
CTMEDSM1/10/4S1D/CA	403	CTS2/10/6S4D	37	DPKS/1/4H	226	E07	190	EC4310/VBB	188
CTMEDSM1/10/4S1D/EPB	403	CTS2/10/8D	37	DPWM/1	225	E08	191	EC4315/VBB	188
CTMEDSM1/10/6S/CA	403	CTS2/10/8S2D	37	DPWM/1/4H	225	E09	191	EC4320/VBB	188
CTMEDSM1/10/6S/EPB	403	CTS2/14/10S6D	39	DPWM/1/W9	225	E10	191	EC4325/VBB	188
CTPHLEM1/10/3S2D	380	CTS2/14/12D	39	DPWM/1/W9/4H	225	E11	191	EC4330/VBB	189
CTPHLEM1/10/3S2D/CA	380	CTS2/14/16S2D	39	DPWS/1	224	E12	191	EC4335/VBB	189
CTPHLEM1/10/3S2D/EPB	380	CTS2/14/4S10D	39	DPWS/1/4H	224	E13	191	EC4340/VBB	189
CTPHLEM1/10/4S1D	380	CTS2/14/6S8D	39	DPWS/1/W9	224	E18	190	EC4345/VBB	189
CTPHLEM1/10/4S1D/CA	380	CTS2/14/8S6D	39	DPWS/1/W9/4H	224	E21	190	EC5305/VBB	282
CTPHLEM1/10/4S1D/EPB	380	CTSEPSM1/10/6S/EPB	526	DTMR/450	113	EBC015	18	EC5310/VBB	282
CTPHLEM1/10/6S	380	CTSEPSM1/10/6S/HSB	526	DTMR/450/SR	113	EBC020	18	EC5315/VBB	282
CTPHLEM1/10/6S/CA	380	CTVACIM1/10/3S2D	405	DTMR/600	113	EBC025	18	EC5320/VBB	282
CTPHLEM1/10/6S/EPB	380	CTVACIM1/10/4S1D	405	DTMR/600/SR	113	EBC030	18	EC5325/VBB	282
CTPHLES1/10/3S2D	381	CTVACIM1/10/6S	405	DTSF/126/2/SD	116	EC010/VBB	180	EC5330/VBB	283
CTPHLES1/10/3S2D/CA	381	CWF/80	78	DTSF/126/2/SD	575	EC1205/VBB	176	EC5335/VBB	283
CTPHLES1/10/3S2D/EPB	381	CWF/80/SP	78	DTSF/450	114	EC1210/VBB	176	EC5340/VBB	283
CTPHLES1/10/4S1D	381	CWV/80	79	DTSF/450/2/SD	115	EC1215/VBB	176	<b>G</b>	
CTPHLES1/10/4S1D/CA	381	CWV/80/SP	79	DTSF/450/2/SD	574	EC1220/VBB	176	G/200/RS/VBB	390
CTPHLES1/10/4S1D/EPB	381	CYB/DE2	97	DTSF/600	114	EC1225/VBB	176	G/205/FS/VBB	392
CTPHLES1/10/6S	381	CYB/J2	97	DTSF/600/2/SD	115	EC1230/VBB	177	G/305/FS/VBB	391
CTPHLES1/10/6S/CA	381	CYH/D1	97	DTSF/600/2/SD	574	EC1235/VBB	177	G/500/RS/VBB	10
CTPHLES1/10/6S/EPB	381	CYH/E1	97	DTSF/66/2/SD	116	EC1240/VBB	177	G/500/RS/VBB	393
CTPLASM2/10/6S4D	404	CYHP/D1	394	DTSF/66/2/SD	575	EC1245/VBB	177	G/CARD/LOCK	395
CTPLASM2/10/8S2D	404	CYT/CD1	96	DTSF/750	114	EC1250/VBB	177	G/CARD/STATION	395
CTRESUSM1/10/3S2D/SS	422	CYT/DE12	95	DTSF/750/2/SD	115	EC1305/VBB	178	G/CLS	394
CTRESUSM1/10/4S1D/SS	422	CYT/E1	96	DTSF/750/2/SD	574	EC1310/VBB	178	G/CLS/500	394
CTRESUSM1/10/6S/SS	422	CYT/FG1	94	DTSF/900	114	EC1315/VBB	178	G/DP	394
CTS1/08/1S2D	34	CYT/FG1/ST	94	DTSF/900/2/SD	115	EC1320/VBB	178	G/RAIL-C	420
CTS1/08/3D	34	CYT/J1	94	DTSF/900/2/SD	574	EC1325/VBB	178	G/SB	395
CTS1/08/3S1D	34	CYT/J1/ST	95	DTSF/96/2/SD	116	EC1330/VBB	179	GC005	559
CTS1/08/4S	34	CYWP/1	97	DTSF/96/2/SD	575	EC1335/VBB	179	GC010	559
CTS1/10/1S3D	36	<b>D</b>		DTSR/450	112	EC1340/VBB	179	GC015	559



GH005	106	MRT/FL/L	328	MT230CL	125	PC536/LH	140	PC839/LX	142
GH015	106	MRT/FL/L/CAM	328	MW005	407	PC536/LH/LX	140	PC905	155
GMBH/15	67	MRT/FL/L/EPB	328	MW010	427	PC536/LX	140	PCB	155
GMBH/15	103	MRT/FL/S	328	MW015	427	PC539	140	PE/30	160
GMBH/3/15	103	MRT/FL/S/CAM	328	<b>O</b>		PC539/FS	144	PMH005	104
GMBH/3/WM	103	MRT/FL/S/EPB	328	OBL/BE0/GW/S	30	PC539/FS/LH	144	PS/M/HC/4H	230
GMBH/WM	103	MRT/TR/1B	330	OBL/BE1/GW/S	30	PC539/FS/LH/LX	144	PS/M/SC/4H	230
GP005	201	MRT/TR/1B/CAM	330	OBL/GW0/SP/S	30	PC539/FS/LX	144	PS/P/HC/4H	228
GP015	201	MRT/TR/1B/EPB	330	OBL/GW1/SP/S	30	PC539/LH	140	PS/P/SC/4H	228
GP025	201	MRT/TR/2B/DUO	331	OBP/SP/S	28	PC539/LH/LX	140	PT/LHNR/S	135
GP035	201	MRT/TR/2B/EXT	331	OCL/BE0/GW/S	31	PC539/LH/MDS	148	PT/LHR/S	134
<b>I</b>		MRT/WA/L/CAM	320	OCL/BE1/GW/S	31	PC539/LH/MDS/LX	148	PT050	548
IS/P/2H/BL	222	MRT/WA/L/EPB	320	OCL/GW0/SP/S	31	PC539/LX	140	PT110	548
IS/P/2H/GR	222	MRT/WA/M/CAM	320	OCL/GW1/SP/S	31	PC539/MDS	148	PTD/EPB/A18C12	130
IS/P/2H/H/BL	222	MRT/WA/M/EPB	320	OCP/SP/S	28	PC539/MDS/LX	148	PTD/EPB/BP9	131
IS/P/2H/H/GR	222	MRT/WA/S/CAM	320	OP/431	576	PC636	140	PTD/EPB/LP24	130
IS/P/2H/H/RD	222	MRT/WA/S/EPB	320	OP/432	576	PC636/FS	144	PTD/EPB/PA32	128
IS/P/2H/H/SP	222	MRW/LHNR/S	325	OP/631	576	PC636/FS/LH	144	PTD/HSB/A18C12	130
IS/P/2H/H/YE	222	MRW/LHR/S	324	OP/632	576	PC636/FS/LH/LX	144	PTD/HSB/BP9	131
IS/P/2H/RD	222	MRW/WA/1D/OC/CAM	322	<b>P</b>		PC636/FS/LX	144	PTD/HSB/LP24	130
IS/P/2H/SP	222	MRW/WA/1D/OC/EPB	322	PC/1000/ST	154	PC636/LH	140	PTD/HSB/NC56	132
IS/P/2H/YE	222	MRW/WA/1D/XP/CAM	322	PC/300/ST	154	PC636/LH/LX	140	PTD/HSB/PA32	128
IS/P/4H/BL	222	MRW/WA/1D/XP/EPB	322	PC/500/ST	154	PC636/LX	140	PTS/115	549
IS/P/4H/GR	222	MRW/WA/2D/CAM	322	PC/600/ST	154	PC639	140	PTS/115/M	549
IS/P/4H/H/BL	222	MRW/WA/2D/EPB	322	PC/800/ST	154	PC639/FS	144	PTS/EPB/BP6	131
IS/P/4H/H/GR	222	MRW/WA/2D/OC/CAM	323	PC/RLFB	155	PC639/FS/LH	144	PTS/EPB/DR6	129
IS/P/4H/H/RD	222	MRW/WA/2D/OC/EPB	323	PC/RLBS	155	PC639/FS/LH/LX	144	PTS/EPB/LA16	130
IS/P/4H/H/SP	222	MRW/WA/2D/XP/CAM	323	PC1036	142	PC639/FS/LX	144	PTS/EPB/PA24	128
IS/P/4H/H/YE	222	MRW/WA/2D/XP/EPB	323	PC1036/FS	146	PC639/LH	140	PTS/HSB/BP6	131
IS/P/4H/RD	222	MRW/WA/4D/CAM	323	PC1036/FS/IND	147	PC639/LH/LX	140	PTS/HSB/DR6	129
IS/P/4H/SP	222	MRW/WA/4D/EPB	323	PC1036/FS/IND/LX	147	PC639/LH/MDS	148	PTS/HSB/LA16	130
IS/P/4H/YE	222	MS/C4	87	PC1036/FS/LX	146	PC639/LH/MDS/LX	148	PTS/HSB/PA24	128
IV001	227	MS/S3	86	PC1036/IND	143	PC639/LX	140	<b>R</b>	
IV002	227	MS/S4	86	PC1036/IND/LX	143	PC639/MDS	148	R/BAG/BLUE	239
<b>M</b>		MT/1/6F	59	PC1039	142	PC639/MDS/LX	148	R/BAG/GREEN	239
MC/DIV	155	MT/1/6F	136	PC1039/FS	146	PC836	142	R/BAG/RED	239
MC/JK/1870	155	MT/1/6F	524	PC1039/FS/IND	147	PC836/FS	146	R/BAG/WHITE	239
MC/JK/870	155	MT/LHNR/S	127	PC1039/FS/IND/LX	147	PC836/FS/IND	147	R/BAG/YELLOW	239
MC/L/1870/7S5D	153	MT/LHR/S	126	PC1039/FS/LX	146	PC836/FS/IND/LX	147	R/C/T	326
MC/L/1870/FS	153	MT100	124	PC1039/IND	143	PC836/FS/LX	146	R/C/TH	326
MC/L/1870/FSD	153	MT100CL	124	PC1039/IND/LX	143	PC836/IND	143	RC/2	108
MC/L/870/3S2D	152	MT110	124	PC1039/LX	142	PC836/IND/LX	143	RC/2/15	108
MC/L/870/FS	152	MT110CL	124	PC336/FS	144	PC836/LX	142	RC/5	108
MC/R/1870/7S5D	153	MT120	124	PC336/FS/LH	144	PC839	142	RC/5/15	108
MC/R/1870/FS	153	MT120CL	124	PC336/FS/LH/LX	144	PC839/FS	146	RD/B5/SS	109
MC/R/1870/FSD	153	MT130	123	PC336/FS/LX	144	PC839/FS/IND	147	RD/U5/SS	109
MC/R/870/3S2D	152	MT140	123	PC536	140	PC839/FS/IND/LX	147	RD1	80
MC/R/870/FS	152	MT150	123	PC536/FS	144	PC839/FS/LX	146	RD2L	80
MC/ST	154	MT220	125	PC536/FS/LH	144	PC839/IND	143	RD2R	81
MCT/V/CC	90	MT220CL	125	PC536/FS/LH/LX	144	PC839/IND/LX	143	RD3	81
MCT/V/HDC	91	MT230	125	PC536/FS/LX	144	PC839/LX	142	RFID125/MC	27

RFID125/PC	27	SBSA/1	571	STSS/690/UNT	552	WT/9/2/MS	236
RFID125/SC	27	SBSA/2	571	<b>T</b>		WT/9/2/PL/MS	236
RFID125/UC	27	SBSL/1	573	TBIN4	106	WT/9/MS	236
RFID1356/PC	27	SBST/2	570	TBIN4/MS	60	WT/9/PL/MS	236
RFID1356/SC	27	SC/COS/LO/1015	564	TBIN4/MS	423	WT/CBOARD	418
RFID1356/SF	27	SC/COS/SM/890	564	TBIN4/SS	60	WT/CYL/D/E	419
RFID1356/UC	27	SC/COS/ST/1780	564	TBIN5	106	WT/CYL/F	419
RFID1356/UF	27	SC/DIV	557	TBIN5/MS	60	WT/DEFIB	418
RPT	23	SC/HAZ/LO/1015	562	TBIN5/MS	423	WT/DT	419
<b>S</b>		SC/HAZ/SM/890	562	TBIN5/SS	60	WT/SPS	418
SA005	137	SC/HAZ/ST/1780	562	TBIN6	106	WT200	416
SA025	137	SC/JK/1870	557	TBIN6/MS	60	WT210	416
SA040	159	SC/L/1870/7S5D	556	TBIN6/MS	423	WT250	416
SA040/CL	159	SC/L/1870/FS	556	TBIN6/SS	60		
SA045	159	SC/L/1870/FSD	556	TH	23		
SA045/CL	159	SC/R/1870/7S5D	556	TS/PH/VVMA	433		
SAC/213/B	157	SC/R/1870/FS	556	<b>U</b>			
SAC/213/B/CL	157	SC/R/1870/FSD	556	UB/9	107		
SAC/213/B/CL/VP	157	SC020	558	UB005	107		
SAC/213/B/VP	157	SC025	558	UB010	107		
SAC/213/S	156	SC040	558	<b>W</b>			
SAC/213/S/CL	156	SC045	558	WT/11/MS	238		
SAC/213/S/CL/VP	156	SEP/DIS	524	WT/13/MS	237		
SAC/213/S/NP	156	SEP/L	525	WT/33/SS/2	197		
SAC/313/B	157	SEP/LH	526	WT/33/SS/2/ZP005	197		
SAC/313/B/CL	157	SEP/SBH	523	WT/33/SS/3	197		
SAC/313/B/CL/VP	157	SEP/TIG01	526	WT/33/SS/3/ZP005	197		
SAC/313/B/VP	157	SEP/USBBMP	523	WT/37/2	196		
SAC/313/S	156	SEPS/6/HSB	522	WT/37/2/ZP010	196		
SAC/313/S/CL	156	SKC100	561	WT/37/3	196		
SAC/313/S/CL/VP	156	SKC100/CL	561	WT/37/3/ZP010	196		
SAC/313/S/NP	156	SKC20	561	WT/42	240		
SAC/413/B	157	SKC20/CL	561	WT/42/COVER	240		
SAC/413/B/CL	157	SKC21/TRAKA	560	WT/42/FBD	240		
SAC/413/B/CL/VP	157	SKC30	561	WT/48/COVER	244		
SAC/413/B/NP	157	SKC30/CL	561	WT/48/COVER/TBAR	244		
SAC/413/S	156	SKC48	561	WT/48/FBD	244		
SAC/413/S/CL	156	SKC48/CL	561	WT/48/FBD/TBAR	244		
SAC/413/S/CL/VP	156	SKC64	561	WT/50/COVER	242		
SAC/413/S/NP	156	SKC64/CL	561	WT/50/COVER/TBAR	242		
SAC/FS/2	158	SL	155	WT/50/FBD	242		
SAC/FS/3	158	SR	118	WT/50/FBD/TBAR	242		
SAC/FS/4	158	SS/22/1	576	WT/6/2/MS	235		
SB/221	160	SS/22/2	576	WT/6/2/PL/MS	235		
SB/321	160	SS/36	105	WT/6/2/PL/SS	234		
SB/421	160	SS/40/MS	108	WT/6/2/SS	234		
SBH/15	67	SS/48/3	104	WT/6/MS	235		
SBH/WM	105	ST/340/UN	550	WT/6/PL/MS	235		
SBKSL/1	573	ST/690/UN	550	WT/6/PL/SS	234		
SBKSLH/1	573	ST/690/UNT	550	WT/6/SS	234		
SBS/2	570	STSS/690/UN	552	WT/7/MS	237		

# New Website

www.bristolmaid.com, our new and improved website....



Website

## Paint

Painted surfaces should be cleaned using a soft damp cloth & polished dry. Do not use an abrasive cloth. Persistent exposure to wet or humid conditions could result in rust marks & / or cause the paint to lift. Concentrated bleach, synthetic detergents, solvents, wax polishes or aerosol sprays should not be used.




**WH**  
White  
(EP109612G.90)



**GW**  
Grey White  
(RAL9002)




**SP**  
Spearmint  
(NCS S1515-B20G)




**FR**  
Flame Red  
(RAL3000)




**JB**  
Jet Black  
(RAL9005)




**SY**  
Signal Yellow  
(BR408089G.90)




**LB**  
Blue  
(RAL5012)



**OR**  
Orange  
(RAL3000)



**PU**  
Purple  
(RAL4006)



**SG**  
Signal Green  
(RAL6018)

## Melamine

Melamine should be cleaned using a soft damp cloth & polished dry. Do not use an abrasive cloth. Concentrated bleach, synthetic detergents, solvents, wax polishes or aerosol sprays should not be used.




**WH**  
White



**GW**  
Grey White




**SP**  
Spearmint




**FR**  
Flame Red




**BE**  
Beech



**\*SY**  
Signal Yellow



**LB**  
Blue



**PU**  
Purple



**\*SG**  
Signal Green


\*Minimum order volumes apply

# Vinyl


Vinyls are resistant to most mild acids, alkalis, drinks & household stains. Clean with a damp, soapy cloth & rinse well with clean water. Dry the surface thoroughly. A soft brush with soapy water may be used to remove stubborn stains. Ensure surfaces are then rinsed & dried. Do not use solvents, bleaches\*, abrasives, synthetic detergents, wax polishes or aerosol sprays. Disinfectants may be used in dilution as specified by their manufacturers.

\*Chlorine Releasing Agents: Levels of 1-10,000 parts per million should pose no problems as long as the material does not endure long soakings at the higher concentrations. Rinse well with clean water. These include Haz-Tab® & other disinfectants commonly used in hospital infection control programmes. Surfaces are NaDCC compatible.


## Vinyl - Ambla New Richmond in Colour




**VBB**  
Bristol Blue




**VAQ**  
Aquamarine



**VFR**  
Flame Red



**VGH**  
Graphite



**VSU**  
Sunflower



**VOB**  
Onyx Black



**VLI**  
Lime




**VRO**  
Rosebud



**VCB**  
Coastal Blue

## Vinyl - Camira Vita



**VVMA**  
Marina



**VVWL**  
Waterfall



**VVTO**  
Tomato



**VVSL**  
Seal



**VVOL**  
Oatmeal



**VVNR**  
Noir



**VVAO**  
Avocado



**VVEO**  
Espresso

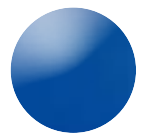


**VVPK**  
Peacock



**VVRT**  
Rust


## Vinyl - Spradling Valencia™ C5



**VVDEL**  
Delft




**VVPER**  
Perle



**VVOLI**  
Olive




**VVBER**  
Berry



**VVBAL**  
Baltic



**VVTUR**  
Türkis



**VVROT**  
Rot



**VVLIC**  
Lichtgrau



**VVSCH**  
Schwarz

## Vinyl - Illusion



**VBLU**  
Blue



**VAGR**  
Grey




**VBLA**  
Black


## Vinyl - Vowalon



**VST**  
Stone




**VAG**  
Agave




**VAZ**  
Azur



**VSAP**  
Sapphire



**VSAF**  
Saffron




**VKI**  
Kiwi

## Fabric

### Fabric - Camira Advantage

Vacuum regularly. Wipe clean with a damp cloth or shampoo using proprietary upholstery shampoo.




**FRD**  
Red




**FCT**  
Cobalt



**FAC**  
Aztec



**FKR**  
Kingfisher



**FGE**  
Granite



**FBK**  
Black

## Fabric - VP Multi-Way Stretch

Wipe with mild detergent. Wash or dry clean using detergent up to 75°C. For disinfection use sodium hypo-chlorite at no more than 1,000 parts per million of active chlorine. Do not use biological or phenolic-based cleaners. Wash & dry completely. Some surface wrinkling may occur.




**VPNB**  
Navy Blue



**VPBE**  
Beige




**VPGY**  
Grey



**VPBL**  
Black




**VPBU**  
Burgandy



**VPGR**  
Green

## Plastic Seat Shells

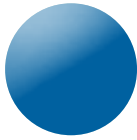
Plastic should be cleaned using a soft damp cloth & polished dry. Do not use abrasive cloth. Concentrated bleach, synthetic detergents, solvents, wax polishes or aerosol sprays should not be used.



**SYW**  
Yellow




**SLE**  
Lime




**SON**  
Ocean



**SSY**  
Sky




**SFE**  
Flame



**SMY**  
Mulberry



**SWE**  
White



**SRD**  
Red




**SSE**  
Slate



**SOX**  
Onyx


## Plastic Shell - Polypropylene




**SRO**  
Rosso



**SGO**  
Grigio



**SVE**  
Verde



**SPE**  
Pigeon Blue

## Technical Information

### Dimensions & Weight

- Dimensions are stated in millimetres (width x depth x height)
- Weights are stated in kilograms
- Please ensure you are aware of the item size & weight prior to ordering
- Dimensions are always from the largest point

### Castors

- All castors are fitted with non-marking tyres (with exception of some anti-static versions)
- Anti-static castors can be identified by either a yellow mark on the edge of the tyre, or where twin wheel castors are used, a different colouration to the tyre (the result of the addition of a conductive material)
- Castors & wheel bearings do not require specific maintenance other than regular cleaning
- The use of oil will breakdown the grease applied to the bearings, reducing the life of the castor
- We recommend that fittings are checked regularly & re-tightened as required
- Where anti-static castors are fitted, we recommend that the tyre is periodically cleaned to remove any dirt that may have built up. This will ensure a good contact between the tyre & the floor

### Locks & Keys

- Locks should operate smoothly. If they do not, please arrange urgent attention, & where necessary, obtain a replacement
- Locks require minimal maintenance & should only be lubricated using a dry lubricant such as graphite which can be purchased from most locksmiths (NEVER USE OIL)
- When ordering replacement locks or keys, please ensure that the product code & any letters / numbers from the key & lock are available

### Paint

- We only use lead free epoxy polyester powder paint
- Where possible colours are applied in special booths to allow for overspray to be recycled
- Alternative colours are available at additional cost

### Stainless Steel

- We use 304 & 430 grade stainless steel
- Grade 304 is non-magnetic & used on products which are not painted
- Grade 430 is magnetic & will be subsequently painted
- Please note that the term 'stainless' is not entirely accurate, as certain chemicals can 'eat' into the surface. In particular, 'iodine' which can badly corrode / stain, & as a result should not be used as a cleaning agent. Stainless steel products should always be dried after cleaning to reduce staining

### Wood & Melamine

- We only use FSC accredited materials. This provides assurances that the material is produced from well-managed forests & / or recycled materials
- Edges are protected with 2mm ABS edging or sealed with varnish
- Melamine panels offer some resistance to water penetration under normal usage
- We only use water-based adhesives & varnishes

### Upholstered Panels & Fabrics

- Vinyl upholstered panels are manufactured from 'Flame Retardant' materials, independently tested to BS 5852: 2006 Ignition Source 5, BS EN 1021-1: 2006, BS EN 1021-2: 2006 & BS 7176: 2007 Medium Hazard. Standard vinyl colours also contain an anti-microbial compound within its construction, which constantly migrates to the surface to replenish any material which is removed by cleaning or general usage
- Fabric upholstered panels are manufactured from 'Flame Retardant' materials, independently tested to BS EN 1021-1:2006, BS EN 1021-2:2006 & BS 7176: 2007 Low & Medium Hazard
- Curtain screens are manufactured from 'Flame Retardant' materials, independently tested to BS 5438: Part 2



## Electric Columns & Actuators

- Electric columns & actuators comply with EMC Directive 2014/30/EU, Low Voltage Directive 2014/35/EU & RoHS2 Directive 2011/65/EU

## Medical Devices

Where applicable, Hospital Metalcraft product is marked with the CE symbol to demonstrate compliance with the essential requirements of any European Directives (& transposing regulations) that may apply & for which a Declaration of Conformity is held. Hospital Metalcraft is registered with the MHRA (Medicines & Healthcare Regulatory Authority) in connection with product classified as 'Class 1 Medical Devices' for purposes of the Medical Devices Directive (93/42/EEC) with the registration number CA001358.

## WEEE Regulations

- Hospital Metalcraft meets its obligations as a business-to-business producer of Electrical and Electronic Equipment (EEE) through:
- Membership of the Veolia Environmental Services WEEE, (Waste Electrical & Electronic Equipment), Producer Compliance Scheme (Registration No. WEE/KE0677RX)
- Marking EEE placed on the market by Hospital Metalcraft with the mandatory crossed out wheeled bin symbol & Bristol Maid™ logo
- Making information available (for EEE placed on the market after April 2007), to assist those engaged in treatment, recovery & recycling activities
- Arranging for the collection, treatment, recovery & environmentally sound disposal of obligated WEEE

## Preventative Maintenance & Service Support

Bristol Maid™ products are designed & manufactured to cater for the demands of the healthcare environment, with the majority (under normal conditions) providing many years of trouble-free service. Where annual maintenance or periodic inspections are required, we can offer comprehensive planned preventative maintenance through either a scheduled service contract or call out by our own trained Engineers. For your peace of mind & continued product reliability, please contact our customer service team for details on the following services.

- Preventative maintenance contracts & packages
- Supply of spare parts
- Site audit & equipment recommendations

## Cleaning Guidance & Instructions

The maintenance of high standards of cleanliness on all surfaces & equipment is a crucial factor in the prevention & control of infection. Whilst all dust, dirt & moisture can harbour infection, the key risks are associated with contamination arising from contact with blood, body fluids, mucous membranes & damaged skin. In all cases surfaces, must be thoroughly cleaned & disinfected in order to destroy any pathogenic micro-organisms.

Bristol Maid products have been designed for use in demanding environments. Guidance & instructions can be found at - <https://bristolmaid.com/cleaning-instructions>.



## Meet The Team

### Sales Director



**Ian Farnfield**  
01258 451338  
ifarnfield@bristolmaid.com

### National Sales Manager



**Steve Poller**  
+44 (0)7711 095899  
spoller@bristolmaid.com

### International Business Development Manager



**Tim Lewis**  
+44 (0)7467 955420  
tlewis@bristolmaid.com

### Technical Services Manager



**Paul Open**  
popen@bristolmaid.com

### Sales Support



**Eric Hornby**  
Sales Support Engineer (North)  
+44 (0)7702 000953  
ehornby@bristolmaid.com



**Kane Chilver**  
Sales Support Engineer (South)  
+44 (0)7921 473241  
kchilver@bristolmaid.com

### Customer Services



**Sammy Foord**  
Customer Service & Marketing Team Leader  
sfoord@bristolmaid.com



**Sam Symes**  
Assistant Customer Service Team Leader  
ssymes@bristolmaid.com



**Kezia Moss**  
Customer Service Coordinator  
kmoss@bristolmaid.com



**Maria Hesketh**  
Customer Service Coordinator  
mhesketh@bristolmaid.com



**Jessica Asante**  
Internal Sales Advisor  
jasante@bristolmaid.com



**Milly Cooney**  
Internal Sales Advisor  
mcooney@bristolmaid.com

## Area Sales Representatives



**Scotland & N.Ireland**  
Steve Poller  
07711 095899  
scotland@bristolmaid.com



**North**  
Laura McNamee  
07790 916052  
lmcnamee@bristolmaid.com



**Midlands**  
Harvey Clarke  
07500 039301  
midlands@bristolmaid.com



**London**  
Chris Davis  
07725 543862  
london@bristolmaid.com



**South & South West**  
Jason Dutfield  
07876 441477  
sswest@bristolmaid.com



**South East**  
Lewis Olivier  
07768 057675  
lolivier@bristolmaid.com

**Export Account Manager**  
+44 (0)1258 484468  
export@bristolmaid.com



## Manufacturing Medical Furniture & Equipment Since 1953

With over 70 years of experience, Bristol Maid is a leading manufacturer and supplier of medical furniture & equipment.

From design and manufacture to supply and installation, Bristol Maid has a reputation for providing high product quality, excellent customer service and value for money.

We take pride in working in close partnership with our customers applying innovative design and technology to deliver effective solutions for today while anticipating the needs of tomorrow.



Hospital Metalcraft Limited  
Blandford Heights, Blandford Forum,  
Dorset. DT11 7TG, UK

Tel: +44 (0) 1258 451338  
Fax: +44 (0) 1258 455056  
sales@bristolmaid.com

[www.bristolmaid.com](http://www.bristolmaid.com)

MKT-180225-282-1

